

# Handicare 1000 / 1100



PAGE 4

## **WE'RE HAPPY TO STAY AT HOME**

*"Thanks to our stairlift, we can live independently in the home we love"*

PAGE 17

## **STATE OF THE ART TECHNOLOGY**

*"An immediate visualisation of our future stairlift in our home!"*

# Contents

Handicare: over 136 years of experience	6
Straight stairlifts from Handicare	8
Advantages of the stairlift	12
Tailor-made solutions	17
The installation – quick and easy	24
Frequently Asked Questions	26
Handicare equals quality	27



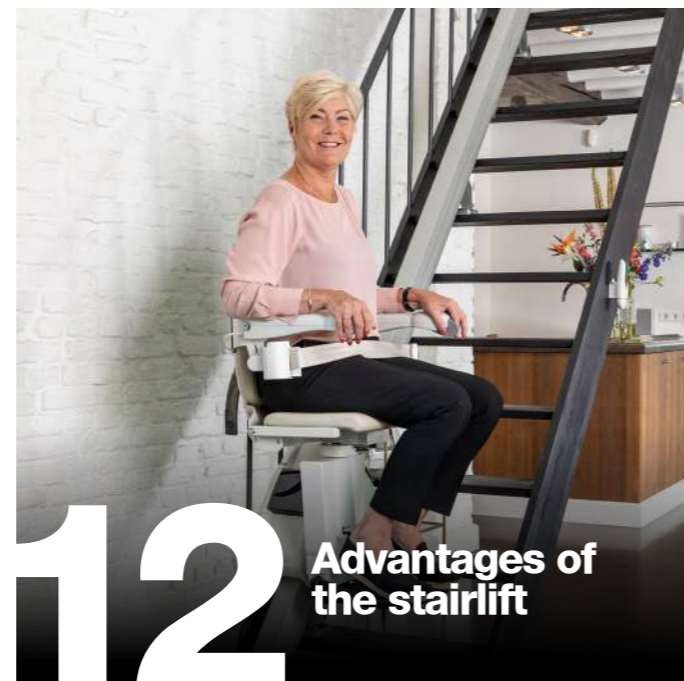
*“Thanks to our stairlift, we don’t need to move house to feel safe and comfortable in our home.”*



**4** “We’re able to stay in our own home”



**6** Over 136 years of lifting experience



**12** Advantages of the stairlift



**23** “Our Handicare advisor comes from our area”



**24** The installation – quick and easy

# “We’re able to stay in our own home”

Our bedroom is on the first floor, and in the last couple of years I found that the stairs were getting harder and harder to climb. After talking to my husband, we decided that it was time to take action. It’s thanks to one of our friends that we started thinking about a stairlift. I wasn’t sure if there would be a solution for the steep stairs in our house.



*“Thanks to the stairlift, I remain active and continue my daily activities safely.”*

We started our search and after contacting a local certified Handicare partner, everything moved very quickly. A consultant came to evaluate our staircase and our situation to be able to advise and show us the various options available to us.

A few days later, I was the proud owner of a stairlift that was expertly installed and ready to use. From that day on, we have had no problems coping with our steep stairs.

Now I can easily go upstairs to get a sweater or my reading glasses.

We’re particularly happy because we were afraid that we would have to move our bedroom and bathroom to the ground floor. Or that we might even have to move. We really love our house and our beautiful garden so we are relieved we’ve found a better solution!

# Handicare: over 135 years of lifting experience



## Handicare: lifting innovations

The origins of our company go back to the year 1886 when our founder established a “technical trading firm”. While a lot has changed over 135 years, innovation has always been in our DNA. We’ve been at the forefront when it comes to making lifts safer, more user-friendly and the all-round better choice. From the first stairlift that we installed in 1961 to the present day, we continue to take big steps forward to serve our customers in the best ways possible.

As well as safety and user comfort improvements, the design of the stairlift has undergone major developments. Now you can choose from various styles, upholstery and rail colours – there’s a matching stairlift for any taste and décor!

We recognise that everyone needs to personalise their stairlift to suit their individual requirements. On top of that, every home is unique. As a result, our stairlifts are tailor-made just for you. Thanks to our innovative PhotoSurvey tool, your Handicare advisor can efficiently and accurately measure your staircase while generating a 3D image of your stairlift exactly as it will appear in your home. You can then work with your advisor on configuring your perfect solution before it is sent off to be manufactured.

With offices around the globe, including the United Kingdom, Netherlands, Germany, France, Italy, Norway, Denmark, China, United States and Canada, Handicare is a brand known for its quality, innovation and service.

Now we have over 800,000 satisfied customers around the world

2018



Our drive for innovation continues by developing the Handicare 1100 stairlift

Present

Our first seated stairlift is installed




1961

We installed one of the first ever curved stairlifts



1967

Our start as the first lift supplier in the Netherlands



1886



In just 4 years, we installed over 600 lifts

1900

# A straight stairlift from Handicare

Handicare has a solution for all situations and staircases.

All of our stairlifts are quiet, safe and easy-to-use. No matter what your staircase looks like, our compact and customised stairlifts can be installed anywhere. Even on the narrowest of staircases, there is enough walking space available after the stairlift is installed.

High quality in all aspects makes a Handicare stairlift a true asset to your independence. It enables you to keep living in your own home, free from the risks associated with the stairs. A stairlift provides freedom of movement and peace of mind. Many of our satisfied customers experience that every day.



## COMFORT

All of our stairlifts are fitted with a comfortable seat, armrests and a safety belt.



## EASY-TO-USE

Ergonomic and intuitive to use, the joystick smoothly operates the stairlift.



## CUSTOMISED

Each stairlift rail is designed and manufactured specifically to fit your staircase, ensuring a tight fit to maximize space for other stair users.



# A straight stairlift from Handicare



## COMPACT AND FOLDABLE

Fold up the stairlift when not in use to save space in walkways or hallways.



## REMOTE CONTROL

Two remote controls are included for both upstairs and downstairs so you can send for your stairlift at the touch of a button.



## SWIVEL AUTOMATICALLY

Swivel the seat towards the landing by holding the ergonomically designed toggle in the direction of the landing. This makes getting off the stairlift safe and easy.



## SAFETY FIRST

The optional automatic footrest allows you to fold and unfold the footrest without having to bend down. Safety and comfort assured.

# The advantages of your stairlift

With its many features, a Handicare straight stairlift will be a valuable addition to your home.




## Safety sensors

The stairlift is fitted with multiple safety sensors which will stop the stairlift whenever it runs into an obstacle.

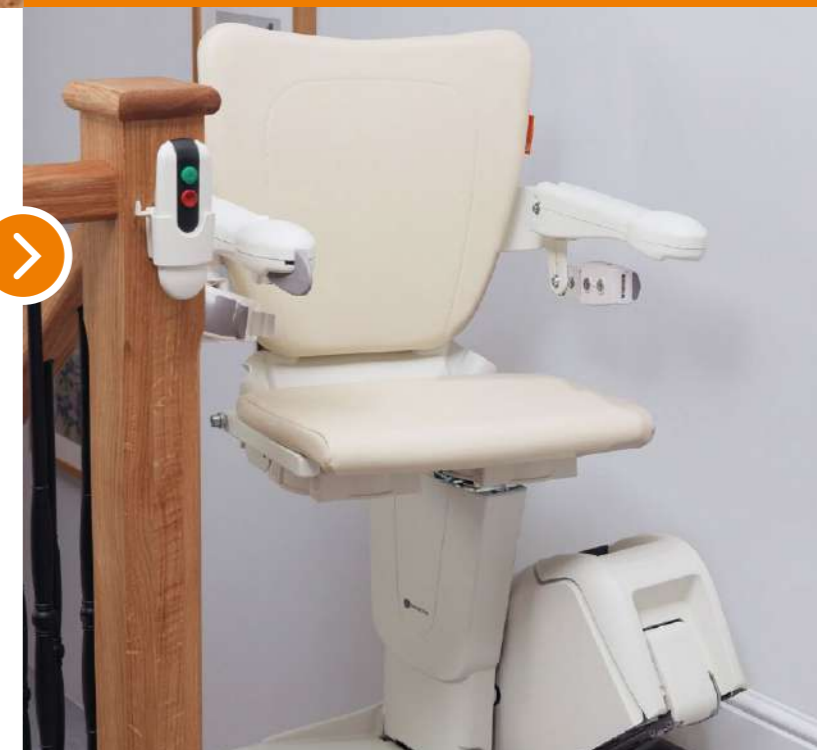
## Folding hinge

Easy! Simply fold up the rail to clear the doorway. The lightweight folding hinge rail is effortlessly folded out of the way to clear the hallway while the stairlift is moved into a parked position.



## Swivel seat

The seat can be swiveled towards the landing to get out of the stairlift more easily and safely. This can be done manually or automatically.



## SlideTrack

A unique solution available on the Handicare 1100. The Slide Track is ideal for hallways where access is required through doorways either at the top and/or bottom of the stairs. It automatically slides the track clear of any obstacles while the stairlift moves up or down the track.



Scan the QR-code to see the Slide Track in action



## Zero intrusion

This unique solution is designed for homes with a door at the top of the stairs. It eliminates the rail overrun, allowing you to install a Handicare 1100 stairlift without making modifications to your home.



# Handicare 1000

With its anodized aluminium rail the Handicare 1000 offers a stylish and unexposed solution with a hidden gear rack. Six colours of upholstery are available for this model that can be equipped with automatic swivelling and an automatic folding footrest.

This slim, aluminium rail has two parking points capable of charging the batteries at the top and bottom of the stairs. The rail can be fitted with a folding hinge to make sure it does not obstruct the bottom of the stairs.



# Handicare 1100

The latest addition to Handicare's straight stairlift portfolio is the 1100. This stairlift model is particularly interesting because of the slimness and smoothness of its rail.


The Handicare 1100 is ultra slim and compact and can be placed close to the wall, leaving a lot of free space on the staircase for other stair users to safely climb the stairs.

The seat swivelling function comes as standard which ensures you can get in and out of the stairlift seat safely.

## Revolutionary rail

The 1100 has the slimmest straight stairlift rail on the market, ensuring a non-intrusive stairlift. Thanks to its four drive rollers and its friction rail system instead of a traditional toothrack, the Handicare 1100 is quiet, smooth and easy to maintain.

Finally, its standard continuous charging function ensures that the batteries are always charged, regardless of where you park the stairlift.



The widest range of stairlifts available



# Handicare 1000 for use outdoors



The Handicare 1000 is also available in an outdoor model, complete with a water-resistant cover and key switch to prevent unauthorised use and offers enhanced protection against the problems caused by the outdoors.




## Reliable and easy to use

- Slimline aluminium track with hidden gear rack
- Remote parking and calling with two parking/charging points
- Water-resistant cover for protection of seat and powerpack (IP44 rated)
- Slate-colored upholstery and waterproof footrest mat for improved endurance and safety
- Painted plastic parts for improved UV protection
- Plated fasteners for improved corrosion resistance
- Heavy duty version available up to 160 kg
- Easy to use control

## Your customised stairlift

To accurately measure your stairs, we use PhotoSurvey. With these measurements, we can show you a 3D image of the stairlift on your staircase. Together, you and your advisor can configure the stairlift, ensuring you are comfortable with the design before he leaves.

Once you are satisfied with the proposed solution, the production of your stairlift can begin in one of Handicare's own manufacturing facilities. At Handicare, we proudly design, develop and manufacture our stairlift solutions.



# A stairlift for every interior

Of course, it's important that your stairlift fits into the rest of your home decor. That's why we offer you the chance to choose from four seat styles, with different types of upholstery.

## Style Seat

(HANDICARE 1100)



VANILLA  
BEIGE



## Smart XXL Seat

(HANDICARE 1000)

With a capacity of 160 kg / 25 st and 200 kg / 31½ st respectively, the Handicare 1000 XL and XXL are our most powerful models.

## Smart Seat

(HANDICARE 1000)

## Smart Perch Seat

(HANDICARE 1000)

Should you have a narrow staircase or problems with your knee or hip joints and cannot sit down, the Smart Perch seat is the perfect choice for you. The raised seat and the reduced seat depth allow you to use the lift in a standing position while being secured by a seatbelt.

## Outdoor Seat


(HANDICARE 1000)

## Seat colours

(HANDICARE 1000)




RUBY



CACAO




SAND



SAPPHIRE



SLATE



JADE



# How to use the stairlift



Scan the QR-code to watch the video how to use the Handicare 1100



Scan the QR-code to watch the video how to use the Handicare 1000



## STEP 1

Fold down the armrest, the seat and the footrest and sit down on the stairlift. The optional powered footrest enables you to unfold the footrest automatically.



## STEP 4

When you arrive upstairs, you can use the swivel handle or automatic swivel function to swivel the seat towards the top landing for easier transfer off the stairlift.



## STEP 2

Fasten the seatbelt.



## STEP 5

As a last step, just unbuckle your seatbelt and step onto the landing.



## STEP 3

When you're comfortable and secure, use the toggle to operate the stairlift.



*"So easy to use, I can comfortably go upstairs now!"*





# “We’ve chosen a regional certified Handicare partner”

For some time, my wife had been experiencing difficulties climbing the stairs. She was reluctant to admit it at first, but after several incidents we had a discussion and we made the decision; we need to solve this problem before it gets too dangerous.

We started our research on the internet, where we could compare the different solutions and offers on the market. With its 136 years of experience and wide portfolio, Handicare

stood out and we selected a certified Handicare partner close to our home.

An experienced advisor visited our home to assess our situation and the staircase. This enabled him to advise us of the best solution available. Just a day later the stairlift was ready to be installed in our home.



Scan the QR-code to watch the video



*“It’s comforting to know that we can rely on a local certified Handicare partner for support or service should that ever be necessary. It’s also a relief for our children who don’t live nearby.”*





# The installation

When you choose Handicare, you can be confident that we are managing the entire process from the design and development to the production of your stairlift. This allows us to manufacture the very best tailor-made stairlift for you before it arrives at your doorstep for installation by a Handicare certified engineer.



1

Make an appointment that suits your diary. Our skilled engineer can have your stairlift installed in as little as a few hours.

2

The stairlift rail is installed first, which will be affixed to the stairs, not your wall. After the rail, the engineer will install the unit then the seat, meaning your stairlift is almost ready to use.



3

Once the stairlift is installed, the engineer will take the time to explain how to use your stairlift. Only when you are 100% comfortable and satisfied will he continue on his way.

# Frequently Asked Questions

# Quality assured

We strive for 100% customer satisfaction. That is why we go the extra mile to offer you the highest standards of service and answer your questions in the best way possible.

We have listed some of our customers' most frequently asked questions. Should you have further questions, please contact your local Handicare representative or certified advisor for a free and no-obligation consultation.

## CAN A STAIRLIFT BE INSTALLED ON MY STAIRCASE?

Handicare offers a wide selection of stairlifts for straight and curved stairs. With a variety of lift models we are able to provide a suitable solution for each setting regardless of whether the stairs are narrow, steep, curved or long. Handicare always has a fitting solution for your staircase.

## WILL THE STAIRLIFT MATCH MY DÉCOR?

We will do our best to find the perfect match between the stairlift and your décor. Handicare offers you the choice between a number of seat and upholstery colours that have been selected to co-ordinate with most interior colours.

## DOES IT TAKE MAJOR RENOVATION TO INSTALL A STAIRLIFT IN MY HOME?

No! A Handicare stairlift can be installed in as little as a few hours. Because it is fixed to the staircase, you don't have to worry about any drilling or renovation of your walls.

## WHAT'S THE PRICE OF A STAIRLIFT?

Since every stairlift is customised, the price varies in regards to the stairlift configuration. However, we offer a number of solutions to work within your budget.

## WHAT HAPPENS TO MY STAIRLIFT DURING A POWER CUT?

A power failure is no reason to worry. Your Handicare stairlift will use its batteries to remain operational and can still be used for at least 10 rides up and down the stairs.



All of our new products are delivered with a comprehensive warranty. A Handicare stairlift is synonymous with high quality: quality in terms of safety, innovation, comfort and design. This is our guarantee that all of our products meet the highest possible standards in terms of safety and quality.

Handicare is proud to have the ISO 9001: 2015 quality certificate and in addition to this, all our products are tested and approved by worldwide independent inspection institutions such as TNO and Liftinstituut.




## Worldwide network of Handicare partners

Handicare works with a worldwide network of trusted partners providing local expertise for thousands of stairlift users. In only a few questions they can identify what type of stairlift would suit your home and then recommend the best solution to meet your needs today and tomorrow.

In order for them to give you an exact cost for the stairlift solution most suitable for your stairs they will need to visit your home to perform a full survey and user assessment. During the survey the advisor will take the time to discuss your individual situation and recommend a stairlift solution. This is completely free of charge and without any obligation to make your mind up there and then.

To request a free and no obligation home survey and assessment from a Handicare partner, or information on our other products or services, please contact us.

### The certified Handicare partner near you:



 Handicare Stairlifts UK  
82 First Avenue,  
Pensnett Estate,  
Kingswinford,  
West Midlands DY6 7FJ

 [enquiries@handicare.co.uk](mailto:enquiries@handicare.co.uk)

 [www.handicare-stairlifts.co.uk](http://www.handicare-stairlifts.co.uk)