

1 Homecraft Long Handled Net Sponge

This long handled net body washer is a luxurious alternative to a brush or sponge. The scrunched-up net encourages the soap to lather, providing a more enjoyable wash. The curved handle allows difficult areas to be washed, especially for those with restricted reach. The handle has a loop to enable it to be hung up in the bath or shower. Length 380mm (15"). Weight 80g.

091077676



2 Homecraft Long Handled Bath Brush

A light, evenly balanced brush, designed to reach back and legs more effectively. The soft bristles ensure that skin is cleaned without scratching. The handle is shaped to enable it to be gripped gently without extra pressure being required. A hanging loop is included so that the brush can be hung up to dry. Length 380mm (15"). Weight 150g.

091421080



3 Body Brush

This massaging brush has smooth bristles on either side that adapt to the body's contours. The long handle enables the user to reach difficult body parts such as their back or shoulders. Can be used either wet or dry. Length 430mm (17"). Weight 214g.

091077684



 **RETAIL PACKAGED**
These products are supplied in retail packaging.



1

homecraft

1 Homecraft Flannel Strap and Wash Mit

A cotton flannel strap designed to help reach awkward places. The cotton terry surface can be used for washing and the coarse foam on the reverse can be used for scouring and toning your skin. The D-shape handles allow an easy, secure grip. Supplied with a matching hand mitt for washing the remainder of your body. Hand wash at 40°C. Length of strap 800mm (31 1/2"). Width 100mm (4"). Total length 940mm (37"). Weight 107g.

081611078



1

homecraft



1

2 Homecraft Dual Function Lotion and Cream Applicator

Apply cream and massage skin at the same time with this long-handled applicator. Simply remove the top of the applicator and fill with the desired cream or lotion. The rotating balls ensure even distribution and a pleasant massage. Alternatively, the interchangeable foam head can be used to apply thicker creams directly onto the skin. The foam head should be cleaned in hot, soapy water. All other parts are dishwasher safe. Handle length 350mm (13 3/4"). Weight 150g.

091077445



2

homecraft



2

3 Lotion Applicator

Specially designed to help apply moisturising lotions, suntan oils, sport creams and medications on hard to reach places. The built up, ribbed handle has a thumb rest and is angled in two places for maximum manoeuvrability. The sponge can be removed when worn and replaced with a new one. Handle is 305mm (12") long. Weight 50g.

091077973 Lotion Applicator

091077981 Replacement Sponges x2



2



3



3

RETAIL PACKAGED
These products are supplied in retail packaging.

SPARES
Spares are available for this product, for details and full spares listing please contact Customer Services.

1 ShowerSandal™

The ShowerSandal requires no bending or stretching to use. Simply affix the suction cups to the floor of the shower or bath, wet it, apply some liquid soap and rub your foot back and forth for a thorough, refreshing foot wash. The ShowerSandal is designed to clean your entire foot, including in-between toes, the arch, heel, sides and top of the foot. It is especially useful for people who have difficulty bending or those who have a condition requiring special foot care. The ShowerSandal gives a gentle massage while providing comfort and safety by alleviating the need to bend. May be cleaned in either the dishwasher or washing machine.

091178870 Blue



1



2 Soapy Soles™

This gentle massage pad has hundreds of soft little bristles to clean your feet with no bending or reaching. It attaches to the bathtub or shower floor by powerful suction cups on its underside. Simply wet it, apply a quantity of your favourite liquid soap and rub your foot back and fourth for a thorough, soothing foot wash. A great solution for people with limited lower extremity movement, back pain or those with balance problems. Size 290×140×30mm (11 1/2×5 1/2×1 1/4"). Weight 300g.

081200864

3 Suction Brush for Nails or Dentures

This small brush is mounted onto two rubber suckers for attaching to smooth, non-porous surfaces, e.g. sinks, tiles. This suction brush can have different applications, such as: nails, dentures, cleaning vegetables etc. It allows one handed usage whilst performing these tasks. Length 104mm (4"). Width 51mm (2"). Weight 50g.

081166370



2




3



RETAIL PACKAGED

These products are supplied in retail packaging.



1 Homecraft Savannah™ Modular Bath Step

This attractive, modular bath step has been specifically designed to make daily activities easier, especially getting into and out of the bath. The large surface area gives the user confidence and the textured surface provides additional safety. A single step has a 100mm (4") raise and the modularity of the Savannah Bath Step allows it to be stacked on top of each other or clipped together to give a larger area or create a small stair. Each additional step adds an extra 50mm (2") to the height of the step, up to a maximum of six steps (giving a 355mm (14") raise). Both sides of the step have a curved cut out near the floor, allowing it to be picked up and moved around easily. A foam pad is supplied that fits neatly onto the surface of the step, making it both warm and soft underfoot. Surface area 356×457mm (14×18"). Footprint 381×483 (15×19"). Weight 1.3kg.

091077510 Single Riser Retail Packed

081124536 Single Riser Non Retail

091162379 Bulk Pack of 12 Steps

Maximum user weight



2 Homecraft Adjustable Height Bath Step

This step will assist when getting into or out of the bath. The step comprises of four layers which join together allowing the height to be adjusted to suit the individual user. Height of step 100mm (4"), in 25mm (1") increments. Step size 457×356mm (18×14"). Weight 3.4kg. Set of 4.

081533793

Maximum user weight



3 Step-Two

This strong, lightweight step has a large textured area and central lifting hole. The step rests on non-slip pads for safety and is reversible to provide either a 4" or 6" step. Length 530mm (20³/₄"). Width 350mm (13³/₄"). Weight 1.6kg.

091077528

Maximum user weight



4 Prima Bath Step

With a large flat surface area and built in non-slip pads, this bath step is safe and secure in use. Supplied as a set, comprising a 50mm (2") step, plus two 25mm (1") risers, four non-slip feet and a link to allow two steps to be fixed together side by side. Step height 50mm (2") to 100mm (4") using the risers provided, or may be assembled up to 355mm (14") high by purchasing additional 25mm (1") risers. Surface area 445×350mm (17¹/₂×13³/₄").

081116391 Retail Packed Step

091078245 Bath Step Riser

091163666 Bulk pack of 10 Risers

Maximum user weight



RETAIL PACKAGED
These products are supplied in retail packaging.

SPARES
Spares are available for this product, for details and full spares listing please contact Customer Services.

1 Homecraft Bathtub Grab Rail

Providing a firm handle at the bath side, this rail helps give confidence and stability when getting in and out of the bath. The coated steel rail is fixed to the side of the bath by a stainless steel clamp, cushioned on the inside by rubber pads. Length 457mm (18"). Height above bath side 349mm (13³/₄"). Clamp width adjustment 55 to 115mm (2¹/₄ to 4¹/₂"). Weight 2.4kg. **081116474**

2 Homecraft Deluxe Bathtub Grab Rail

Similar to the grab rail above, but with a simple adjustment method on the side of the rail and a stylish design. Length 495mm (19¹/₂"). Height above bath side 375mm (14³/₄"). Clamp width adjustment 76 to 178mm (3 to 7"). Weight 2.5kg. **081135433**

3 Padded Grab Rail

This grab rail provides additional support when getting in and out of the bath or shower. Easy to fit and remove from the bath, the padding gives extra grip and comfort to sensitive hands. Height above bath side 267mm (10¹/₂"). Clamp width adjustment 57 to 140mm (2¹/₂ to 5¹/₂"). Weight 2.6kg. **081135441**





homecraft

1 Homecraft Moulded Fluted Grab Rails

This cost effective range of plastic grab rails is made from white PVC tubes with moulded end fittings. They have circular fixing plates which have a covering disc supplied that clips into place, hiding the screw heads. The tubes are fluted along their length to provide better grip for wet hands. Diameter of tubes 38mm (1 1/2"). Distance from wall 50mm (2 1/8"). Disc diameter 91mm (3 3/5"). No electrical earthing required. Screws are not included. Available in six different lengths.

	Length	Weight
081306174	305mm (12")	295g
091101641	381mm (15")	370g
081306190	410mm (16")	395g
081306208	457mm (18")	440g
081306216	610mm (24")	595g
081306224	914mm (36")	885g



days

2 Days EasyBar Suction Grab Rail

The EasyBar suction grab rail offers a sturdy and safe support to the user without having to screw the product to the wall. It benefits from safety lock indicators that display green when secure and red when the rail is not secured. It is designed for use only on smooth and non-porous surfaces such as tiles, glass, porcelain or fibreglass. Ideal for assisting the user when standing and suitable for temporary or permanent use. No fixings required, making it very convenient when away or travelling.

Available in two different lengths.

091325786	A	350mm (13 3/4")
091325802	B	500mm (19 1/2")



3 Natural Grip Plastic Grab Rails

Ergonomically designed grab rails that provide the best possible shape to fit the user's hand. Made from polypropylene with a stainless steel moulded insert throughout the length of the rail for additional strength. Suitable for inside or outside use. No electrical earthing required. Available in three different lengths.

	Length	Diameter (Narrowest/Widest)
091100882	300mm	25mm/32mm
091100908	450mm	25mm/32mm
091100924	600mm	25mm/32mm

RETAIL PACKAGED
These products are supplied in retail packaging.

SPARES
Spares are available for this product, for details and full spares listing please contact Customer Services.

INFORMATION
Rail length measurements are from the centre of the fixing plate. The maximum user weight/load for these products is dependent upon the choice of fixings used and the mounting surface. For this reason, all rails should be installed by a person who has suitable qualifications and/or experience in installing this type of product, ensuring the fixtures are appropriate for the specific installation.

1 Homecraft GripSure™ Grab Rail

GripSure grab rails have soft, ribbed mouldings to provide additional grip in wet areas. They are warm to the touch and the subtle, stylish design makes the rails suitable for use in a variety of areas around the home. The ergonomic elliptical rail is easy to grip and can be mounted horizontally, vertically or diagonally. The oval shaped fixing plates have an attractive covering that clips easily into place. Diameter of rails 37mm. Distance from wall 37mm. Rail length measurements are from the centre of the fixing plate. No electrical earthing required. Available in four sizes.

Non Retail Packed

091187822 300mm (12")

091187830 400mm (16")

091188077 450mm (18")

091188093 600mm (24")

2 Prima Grab Rails

An innovation in safety grab rail design. The Prima grab rails feature special soft grip mouldings around the bar to reduce the risk of slipping, even with wet, soapy hands. The bars are strong, one-piece moulded plastic with the super reinforced strength of an internal non-rust aluminium tube. The ergonomic grip is comfortable and never cold to touch. The straight bars can be mounted horizontally, vertically or diagonally. The two specially designed angled rails are ideal for the toilet, helping the users with weak hand strength to rise from the seat. Available in a range of four different lengths and angles to suit most locations.

Mint	White	Length
091101898	091158732	300mm (12")
091101906	091158740	400mm (16")
091101914	091158757	450mm (18")
091101922	091158765	600mm (24")
091101930	091158773	Angled 325mm (13")
091101948	091158781	Angled 400mm (16")

Maximum user weight



1



2



2



2

RETAIL PACKAGED
These products are supplied in retail packaging.

INFORMATION
Rail length measurements are from the centre of the fixing plate. The maximum user weight/load for these products is dependent upon the choice of fixings used and the mounting surface. For this reason, all rails should be installed by a person who has suitable qualifications and/or experience in installing this type of product, ensuring the fixtures are appropriate for the specific installation.



1 Homecraft Polished Stainless Steel Grab Rails

This stylish range of grab rails has been designed to offer additional support in the bathroom area or around the home, whilst blending into a modern decor. The rails are both durable and rust resistant due to the stainless steel construction, whilst the polished mirror finish provides a high quality, modern look to compliment any bathroom environment. The oval shaped fixing plates have an attractive cover to hide unsightly screw heads. Diameter of rails 32mm (1 1/4"). Distance from wall 50mm (2"). The rails are available in either an elegantly simple straight rail design or a sleek curved rail design to add a touch of style to any bathroom. Both designs are available in three sizes.

Straight Length

- 091329101** 305mm (12")
- 091329119** 450mm (18")
- 091329127** 610mm (24")

Curved

- 091329143** 305mm (12")
- 091329150** 450mm (18")
- 091329168** 610mm (24")

2 Homecraft Chrome Rails

These chrome plated steel rails are both durable and practical. They have a patterned, indented grip to help prevent hands slipping on them. The tubing is a comfortable 25mm (1") in diameter and they stand off from the wall by 38mm (1 1/2"). Available in five sizes.

- 091101427** 305mm (12")
- 081570464** 406mm (16")
- 081570472** 450mm (18")
- 091101484** 610mm (24")
- 091101484** 812mm (32")



RETAIL PACKAGED

These products are available in retail packaging.

Incontinence

Pelvic Health 482 - 484

Disposables 485 - 491

Washables 492 - 494

Washable, Disposable
& Waterproof Protectors 495 - 496



Aquaflex®

Weighted Vaginal Cones

The simple and effective way to strengthen pelvic floor muscles to help improve general pelvic health, restore bladder control and also improve sexual response and satisfaction.



Aquaflex® Weighted Vaginal Cones

How does Aquaflex work?

It is very important to exercise pelvic floor muscles correctly. The Aquaflex cone is inserted the same way as a tampon and causes the pelvic floor muscles to automatically contract around it in order to hold it in place. It is this reflex action that tones the muscles.

As the muscles become stronger, more weights can be added and the length of time that the cones are in place can be increased, up to 20 minutes per day.

- Exercise system consists of two cones and a set of four weights (5g, 10g and 2 x 20g)
- Once inserted correctly, Aquaflex cones automatically isolate and contract the pelvic floor muscles
- Gradually add more weights as pelvic floor muscle strength increases
- Used daily for twenty minutes, improvements can be expected in just twelve weeks
- Clinically proven – 70% of cases of stress incontinence can be cured or improved by using weighted vaginal cones
- Safe natural solution allowing women to take control
- Single patient use

091253673

091323435 Spare cones

091323443 Spare weights



inner strength, outer confidence

Periform[®]+

Intra-Vaginal Probe

The Periform[®] has been the probe of choice for pelvic floor muscle stimulation and biofeedback for many of the world's leading healthcare professionals for over fifteen years. Extensive user consultation and refinement has led to exceptional performance through its unique, patented and award winning form.



Periform[®] + Intra-Vaginal Probe

- Can be used with most muscle stimulators and biofeedback equipment (refer to manufacturer's instructions before use)
- Single patient use
- Medical grade surgical stainless steel
- Unique 'rectangular' section resists lateral movement
- Contoured electrode provides comfortable stimulation
- Smooth clean shape
- Long integrated cables
- Push fit indicator wand with extension pieces

091253723

Unique Indicator Wand

- Visual aid to teach correct pelvic floor exercises
- Push fit
- Extension pieces provide greater amplification of pelvic floor movements to improve visual biofeedback
- Demonstrates benefit of bracing before cough etc.
- Provides vital information on the efficiency of muscle stimulation

Longer cables (additional 12cm)

Integrated cables restrict ingress of fluid

New style neck to allow tissue to take on natural form

Patented hollow provides secure 'anchorage' and allows ambulatory use

Electrode backs smoothed over to make it easier to clean



inner strength, outer confidence

Educator®

Pelvic Floor Exercise Indicator

Developed from the award winning Periform® probe, the Educator® provides an extremely simple and effective solution to help improve pelvic floor muscle strength and eliminate incontinence problems.



Educator® Pelvic Floor Exercise Indicator

How does the Educator® work?

The Educator® is a simple and easy to use device that shows if the pelvic floor muscles are being contracted correctly. Strengthening these muscles can also help to reduce symptoms of stress incontinence.

Its unique form allows it to follow the movement of the internal walls of the vagina, which indicates how the pelvic floor muscles are being contracted. The external part of the Educator® amplifies this movement to show whether these muscles are being contracted correctly or not.

There is growing awareness of the significant contribution that the pelvic floor muscles (PFM) make to lumbo-pelvic stability. As such it is important that MSK therapists are confident that their patients are able to correctly contract the pelvic floor muscles (PFM) so that they may be incorporated safely into core stability training.


- Simple to use
- Visual aid to teach correct pelvic floor exercises
- Strengthens pelvic floor muscles
- Demonstrates benefit of bracing before cough etc.
- Allows improvement to be monitored
- Single patient use

Why is the Educator® important?

It is recognised by Continence Care Specialists that teaching pelvic floor contractions is extremely difficult. Studies have shown that even with first class one to one tuition, half of those instructed will not contract the correct muscles.

In fact half of those contracting incorrectly will get it so wrong that they are in danger of damaging their pelvic floor. The Educator® is perfect for patients to use at home to ensure they are doing pelvic floor exercises correctly.

091253707



inner strength, outer confidence

1 Suprem Fit™ All-in-One Briefs

Designed to meet the needs of individuals suffering from moderate to heavy urinary and/or faecal incontinence. These breathable pads have the highest absorbency of all of the disposable pads shown. Features include a stay dry barrier, re-sealable tapes for ideal fit and repositioning after toileting. The anti-leak protection ensures that clothes, chairs, etc. are protected and remain dry. Suitable for both men and women.



1 Suprem Fit™ All-in-One Briefs

	Level of absorption	Absorbency	Size	Waist Size	Pack Size
091082916	Regular +	2440ml	Medium	80-130cm (31½-51")	26
091082908		2598ml	Large	105-150cm (41½-59")	26
091197060	Extra +	1890ml	Small	60-100cm (23½-39½")	20
091321793		2650ml	Medium	80-130cm (31½-51")	24
091283597		2840ml	Large	105-150cm (41½-59")	24
091197243		3200ml	Extra Large	110-160cm (43½-63")	20
091197151	Super +	2980ml	Medium	80-130cm (31½-51")	22
091197201		3100ml	Large	105-150cm (41½-59")	22
091197102	Maxi	2190ml	Small	60-100cm (23½-39½")	20
091197128		3370ml	Medium	80-130cm (31½-51")	20
091197227		3580ml	Large	105-150cm (41½-59")	20
091197250		4060ml	Extra Large	110-160cm (43½-63")	20

2 Suprem Pants™ Pull-ups

Ultra convenient, these breathable pull up pants help retain independence and dignity for users. An ideal solution for moderate incontinence among active and independent people. With high absorbency levels, these disposable pants are highly elasticised and offer supreme comfort. Suitable for men or women.



RETAIL PACKAGED
These products are available in retail packaging.

PRICES
For up-to-date prices please see our Website, alternatively contact your Sales Representative or Customer Services.

2 Suprem Pants™ Pull-ups

	Level of absorption	Absorbency	Size	Waist Size	Pack Size
091083757	Extra	1300ml	Medium	80-110cm (31½-43½")	14
091083765		1300ml	Large	100-135cm (39½-53")	14
091083773		1300ml	Extra Large	120-160cm (47¼-63")	14
091321819	Super	1750ml	Large	100-135cm (39½-53")	14
091321827		1750ml	Extra Large	120-160cm (47¼-63")	14
091321835	Maxi	1900ml	Small	60-90cm (23½-35½")	14
091321843		1900ml	Medium	80-110cm (31½-43½")	14
091321850		1900ml	Large	100-135cm (39½-53")	14
091321868		1900ml	Extra Large	120-160cm (47¼-63")	14



1 Classic Form™ Large Shaped Pads

Absorbent shaped pads for those that suffer with moderate to heavy faecal and urinary incontinence. Features a high level of absorbency and protection with a gentle, comfortable feel. For a more secure fit, the Classic Form shaped pads can be used with the stretch pants. Suitable for both men and women. Latex free. Hypoallergenic, odour control.

		Pack Size	Absorbency
091203462	Regular	28	1300mls
091203470	Extra	28	1750mls



2 Classic Pad™ Inserts

For light to moderate incontinence. These pads are enclosed in a stay dry cover for comfort and have a plastic shield which helps prevent leakage. An adhesive strip helps the pad remain secure. These can be worn with stretch pants and stretch boxer shorts. Can also be used with all-in-ones and pull-up pants to reinforce the level of absorption and cover longer periods of time. Latex free. Odour control.

	Size	Pack Size	Absorbency
Insert Pad without PE backing			
091282946	Extra 15×47cm	30	600mls
091282961	Maxi 15×60cm	30	1050mls
Insert Pad with PE backing			
091196609	Mini 11×36cm	28	400mls
091083542	Extra 15×47cm	28	722mls
091083559	Maxi 15×60cm	30	1250mls



3 Rectangular Pads for Pouch Pants

These pads easily absorb about 250ml of fluid. Designed for use with pouch pants, they have no waterproof backing or stick-on strip. The cellulose fluff absorbs wetness quickly and reliably. The breathable non-woven top layer is especially skin friendly. Supplied in a pack of 56.

091083419



RETAIL PACKAGED

These products are available in retail packaging.

Suprem Absorbency Scale



1 Suprem Form™ Large Shaped Pads

These breathable, large shaped pads are suitable for moderate to severe incontinence. The 'top dry' layer ensures the pad always feels dry. Designed for use with stretch pants. Suitable for both men and women.

	Size	Pack Size	Absorbency
091083807	Regular +	25	1570mls
091197003	Extra +	25	2230mls
091083831	Super +	20	2740mls
091181387	Maxi	20	2920mls



1



2 Suprem Light™ Small Shaped Pads

High quality, small shaped pads specifically designed for active and independent people suffering from light to moderate incontinence. Anatomically shaped for comfort, they have self-adhesive strips to allow them to be worn with the users own close fitting pants. Suitable for both men and women.

	Size	Pack Size	Absorbency
091196625	Mini	20	220mls
091213545	Normal	28	370mls
091196633	Extra	28	600mls
091321967	Extra+	16	750mls
091083435	Super	28	830mls
091196641	Maxi	28	1030mls



2



3 Suprem For Men™ Small Shaped Pads

The Suprem For Men pads are specifically shaped to provide maximum protection in the front area of the pad. If the pad is turned around it can also be used for protection from faecal smearing. The shape of the pads adapts to the male anatomy, providing a more comfortable and secure fit. Discrete with anti-leakage security. Ideal for the light to moderate incontinence.

	Size	Pack Size	Absorbency
091213560	Extra	14	600mls



3



4 Maxi Tub EasySeal

Disposal of personal care products such as incontinence pads or stoma care products can often be a problem. The Maxi Tub EasySeal unit is a unique product designed to hygienically wrap, seal and conceal used personal care products simply and effectively, without odour or fuss. It is discreet and easy to use and fits neatly into the bathroom or bedroom. Replacement cassettes contain film with anti-bacterial barrier and a fresh citrus fragrance. With its large capacity it saves the user making regular trips to an outside bin. Weight 3.2kg.

- 091081637** Disposal Unit
- 091081652** Light Odour Cassette
- 091422948** Extra Odour Cassette



4



iD products have been developed with specific features and benefits that ensure the individual is kept dry and comfortable at all times.

A Guide to iD Features and Benefits



Anti-Leakage Protection

Integrated anti-leak cuffs made of waterproof material help to prevent side leakage and maintain security and discretion.



Perfect Fit

The shape of the product ensure a perfect adaptation to the body for maximum comfort and discretion.



Dermatologically Tested

iD products are dermatologically tested and proven to not cause skin irritations.



Odour Control

An odour control system present in the product prevents the formation of ammonia and unpleasant odours.



Cotton Feel

A soft textile backsheet provides maximum comfort and discretion.



No Latex
Latex free.



Fast Absorption

The top layer of the pad promotes the fast passage of urine through to a multi-layer absorbent core containing SAP (Super Absorbent Polymers).



Double Wetness Indicators

Two wetness indicators act as a guide to when to change the product.



Individually Wrapped
Pads are individually wrapped.

iD range comes in various forms, see below.



Small Shaped
(iD Expert Light)
See page 489

Large Shaped
(iD Expert Form)
See page 490

All-In-Ones
(iD Expert Slip)
See page 489

Belted (iD Expert Belt)
See page 490

Pull Ups (iD Pants and iD Pants Fit and Feel)
See page 491



RETAIL PACKAGED
These products are supplied in retail packaging.

Bed Protection and Fixation Pads are also available as part of the iD range, these are on pages 496 and 492

1 iD Expert Slip All-in-One

These ultra-absorbent disposable All-in-One products are designed for moderate to heavy urinary incontinence. They have a cotton-feel backsheet and are suitable for both men and women. Designed for users that might need help as well as immobile users.

- Resealable tapes for a perfect fit
- High level of absorption keeps the individual dry and comfortable
- iD Expert Odour Control System prevents unpleasant smells
- Wetness indicator lines to easily tell when a product needs changing
- Cotton Feel backsheet providing comfort and security



1 iD Expert Slip All-in-One - Cotton Feel Backsheet					
	Level of Absorption	Absorbency	Size	Waist Size	Pack Size
091549583	Plus	1800ml	Small	50-90cm (19¾-35½")	14
091549591	Plus	2000ml	Medium	80-125cm (31½-49¼)	28
091549617	Plus	3200ml	Extra Large	120-170cm (47¼-67")	14
091549641	Extra Plus	2750ml	Medium	80-125cm (31½-49¼")	28
091549658	Extra Plus	2950ml	Large	115-155cm (45¼-61")	28
091549674	Super	2100ml	Small	50-90cm (19¾-35½")	14
091549690	Super	3700ml	Large	115-155cm (45¼-61")	28
091549708	Super	3800ml	Extra Large	120-170cm (47¼-67")	14
091549724	Maxi	3700ml	Medium	80-125cm (31½-49¼")	15
091549732	Maxi	4500ml	Large	115-155cm (45¼-61")	15

2 iD Expert Light Small Shaped

These small shaped pads are designed for light urinary losses caused by bladder weakness. Suitable for both men and women. Designed for active users.

- Maximum discretion and security
- Perfect fit and high levels of absorption to maximise comfort
- Adhesive zone keeps the product in place to maximise security



2 iD Expert Light Small Shaped			
	Level of Absorption	Absorbency	Pack Size
091549740	Normal	260ml	28
091549765	Maxi	800ml	28

1



1 iD Expert Form Large Shaped – Cotton Feel Backsheet

These anatomically large shaped pads are designed for moderate to heavy incontinence. Suitable for both men and women. Designed for active users and for users that might need help.

- iD Expert Odour Control System prevents unpleasant smells
- High levels of absorption keeps the individual dry and comfortable
- Anti-leak cuffs prevent side leakage
- Wetness indicator lines to easily tell when a product needs changing
- Cotton Feel backsheet providing comfort and security



1 iD Expert Form Large Shaped – Cotton Free Backsheet

	Level of Absorption	Absorbency	Size	Pack Size
091549773	Normal	1100ml	1	28
091549781	Normal Plus	1350ml	2	21
091549799	Plus	1500ml	2	21
091549807	Extra	1900ml	2	21
091549815	Extra Plus	2350ml	2	21
091549823	Super	2900ml	2	21
091549831	Maxi	3000ml	3	21

2



2 iD Expert Belt – Belted Product

Belted shaped pad designed for moderate to heavy incontinence. Suitable for both men and women. Designed for active users, users that might need help as well as for immobile users.

- Totally secure hook and loop fastening
- Perfect fit and maximum discretion
- Cotton Feel backsheet providing comfort and security
- High levels of absorption keeps the user dry and comfortable
- Wetness indicator lines to easily tell when the product needs changing



PRICES

For up-to-date prices please see our Website, alternatively contact your Sales Representative or Customer Services.

2 iD Expert Belt – Belted Product

	Level of absorption	Absorbency	Size	Waist Size	Pack Size
091549849	Plus	1750ml	Medium	70-115cm (27½- 45¼")	14
091549864	Super	2100ml	Medium	70-115cm (27½- 45¼")	14
091549872	Super	2400ml	Large	95-135cm (37½- 53")	14
091549880	Maxi	2900ml	Medium	70-115cm (27½- 45¼")	14
091549898	Maxi	3400ml	Large	95-135cm (37½- 53")	14

1 iD Pants Fit and Feel Pull Up

Pull up pants designed for moderate to heavy urinary incontinence. Super soft waistband, ultra-fit, cotton feel, odour control and dry zone technology. Suitable for both men and women. Designed for active users and users that might need help.

- Features Dry Zone protection for maximum security
- Invisible fit for absolute discretion
- Super soft waistband for ultimate comfort
- iD Expert Odour Control System prevents unpleasant smells
- Used like regular underwear
- Disposable tape for convenient disposal



1 iD Pants Fit and Feel Pull Up

	Level of Absorption	Absorbency	Size	Waist Size	Pack Size
091550078	Normal	1150ml	Medium	80-110cm (31½-43½")	12
091550086	Normal	1250ml	Large	100-135cm (39½-53")	10
091550094	Plus	1460ml	Medium	80-110cm (31½-43½")	12
091550102	Plus	1590ml	Large	100-135cm (39½-53")	10

2 iD Pants

Pull up pants designed for moderate to heavy urinary incontinence. Suitable for both men and women. Designed for active users and users that might need help.

- Used just like regular underwear
- Comfort and discretion
- Elasticated waistband for security
- Cotton Feel backsheet providing comfort and security
- Helps maintain independence
- Anti-leak cuffs prevent side leakage



2 iD Pants

	Level of Absorption	Absorbency	Size	Waist Size	Pack Size
091549914	Normal	1250ml	Large	100-145cm (39½-57")	14
091549922	Plus	1300ml	Extra-Small	50-70cm (19¾-27½")	14
091549930	Plus	1320ml	Small	60-90cm (23¾-35½")	14
091549948	Plus	1460ml	Medium	80-120cm (31½-47¼")	14
091549955	Plus	1590ml	Large	100-145cm (39½-57")	14
091549989	Super	1950ml	Large	100-145cm (39½-57")	14



1 Ganmill Fix™ Stretch Pants

These washable stretch net pants are ideal for use with shaped insert pads and stick on pads. Supplied in packs of 5.

Waist

- 091083443** 50 - 75cm (20 - 30")
- 091083450** 70 - 90cm (27½ - 35½")
- 091083468** 85 - 110cm (33½ - 43")
- 091546407** 100 - 140cm (31½ - 55")
- 091083476** 105 - 130cm (41 - 51")

2 Ganmill Fix™ Stretch Boxer Shorts

Especially designed for an excellent hold of the Lille Suprem Light, Lille Suprem for Men and Lille Form shaped pads. The Ganmill boxers are soft, discrete and comfortable, whilst offering some flexibility to adapt to all body shapes and sizes. Available in three sizes: small/medium, large/X-large and XX-large. Latex free. Supplied in packs of 5.

Size Waist

- 091321991** Small/Medium 50 - 110cm (20 - 43")
- 091322007** Large/X-Large 60 - 120cm (24 - 47")
- 091322015** XX-Large 70 - 130cm (28 - 51")

3 Ladies Full Brief with Built in Pad

Cost effective pants with a built in pad. Absorbency 200ml.

Hips

- 091082767** 83 - 92cm (33 - 36")
- 091082775** 93 - 102cm (37 - 40")
- 091082783** 103 - 112cm (41 - 44")

4 Gents Traditional Brief with Built in Pad

Anatomically designed for men and styled with a traditional fly opening and built in pad. Absorbency 200ml.

Waist

- 091082825** 93 - 102cm (37 - 40")
- 091082833** 103 - 112cm (41 - 44")

5 iD Expert Fix Fixation Pants

These comfort super fixation pants are specially designed to secure the iD products closely to the body. Machine washable up to 50 times. Latex free. Supplied in packs of 5.

- Soft fibres and double elastic layers with thigh seams
- Optimal anti-leakage security
- Allows freedom of movement
- Minimises skin irritation

Size Waist


- 091556158** Medium 60 - 100cm (24 - 39")
- 091556182** Large 80 - 120cm (31 - 47")
- 091556166** Extra Large 100 - 160cm (39 - 63")



LATEX FREE



LATEX FREE

 **RETAIL PACKAGED**
These products are supplied in retail packaging.

1 Gents Pouch Pants

These comfortable, brushed cotton briefs are shaped for men with a pouch on the inside to help secure the pad in place. The waterproof lining means they can accommodate most pads.

Waist

Waist

091082668 76-82cm (30-32") **091082684** 93-102cm (37-40")**091082676** 83-92cm (33-36") **091082692** 103-112cm (41-44")**2 Kylie® Female Pants**

The Kylie pants help the user cope with incontinence discreetly, independently and with confidence. With an ingenious 'one way' liner and patented stitching method to prevent leakage, Kylie pants offer maximum protection, absorbency and reliability. As the pants are fully lined, disposable pads are not required. Soft, comfortable and superb quality the Kylie pants keep both the user and clothing dry. Machine washable. Absorbency 300ml.

Waist

Waist

091208610 81-89cm (32-35") **091208644** 112-119cm (44-47")**091208628** 91-99cm (36-39") **091208651** 122-132cm (48-52")**091208636** 102-109cm (40-43")**3 Kylie® Male Pants**

Similar to the Kylie Female Pants above, but shaped for men. Absorbency 350ml.

Waist

Waist

091208669 81-89cm (32-35") **091208693** 112-119cm (44-47")**091208677** 91-99cm (36-39") **091208701** 122-132cm (48-52")**091208685** 102-109cm (40-43")**4 Kanga® Male Pouch Pants**

Kanga Pouch Pants are designed to effectively overcome the problems associated with urinary incontinence. The Kanga male pouched pants feature a discreet, externally fitted waterproof pouch to hold disposable and reusable pads. The pants have both elasticated waist and legs to ensure a comfortable, individual fit. Machine washable.

Waist

Waist

091208768 91-99cm (36-39") **091208776** 102-109cm (40-43")**091208784** 112-119cm (44-47")**5 Kanga® Waterproof Pants**

The Kanga waterproof PVC pants are designed to offer the user with additional protection when suffering from moderate to heavy incontinence. To be worn in conjunction with incontinence pants/pads.

Waist

Waist

091309830 81-89cm (32-35") **091309855** 102-109cm (40-43")**091309848** 91-99cm (36-39") **091309863** 112-119cm (44-47")**6 Waterproof Pants**

Traditional waterproof pants, made from softened polymer, are suitable for both urinary and faecal continence care. Suitable for use when swimming.

Hips

Hips

091082700 80-90cm (31½-35½") **091082726** 100-117cm (39-46")**091082718** 90-100cm (35½-39") **091082734** 117-132cm (46-52")

1



2



3



4



5



6

1



A



B



C

MACHINE WASHABLE

2



MACHINE WASHABLE

2



MACHINE WASHABLE

3



4



1 Reusable Seat Pads

This machine washable seat pad can be used on a chair, car seat or wheelchair. The stay dry, brushed polyester top cover and quilted absorbent layer means this pad offers a high degree of dryness and comfort. The waterproof backing prevents any spillages and protects the seat. Top layer is brushed polyester. Absorbent layer is polyester. Backing is PVC contoured polyester. Size 490×600mm (19¼×23⅔"). Absorbency 1 litre.

091082114 A Blue

091203397 B Pink

091203512 C Wine

2 Kylie Washable Chair Pads

Kylie chair pads are specially designed to look and feel like a regular seat cover. Made from superior stay-dry materials, the chair pads stay in position due to the waterproof non-slip backing. The Kylie chair pads range are washable and offer the user a comfortable and secure solution to domestic continence care. Kylie chair pads offer 5-layer protection.

	Size	Absorbency	Colour
091547108	480×510mm (19×20")	750ml	Pink
091547116	480×510mm (19×20")	750ml	Blue

3 Sonoma Washable Bed Pads

Sonoma bed pads offer a great combination of comfort and performance. The highly absorbent soaker layer is complimented by a long life top surface and Vintex Safeguard fluid proof barrier. Maximum absorbency of 3 litres. Machine washable.

091549039 85×90cm without tucks

091549047 85×90cm with tucks

4 Mattress Deodoriser Spray

Mattresses cannot be effectively washed yet we spend years of our life sleeping on them, creating odours and mites, mould, fungus and unpleasant bacteria. With just a quick spray of this mattress deodoriser effectively kills dust mites and their eggs, destroys unpleasant odours and bacteria instantly, leaving the mattress clean and fresh smelling. Tested and recommended, this Swiss formula is used in hotels, clinics and homes, is 98% bio-degradable and is safe for both people and animals. Contains 125ml.

091324714

1 Classic Bed™ Disposable Protectors

These disposable pads can be used on a chair or bed to protect the furniture and keep the user comfortable and dry from any leaks. Any liquid diffuses quickly throughout the pad, but the waterproof backing ensures leakage protection.

	Size	Pack Size	Absorbency
091082544	Extra 600×400mm (24×18")	35	700mls
091191907	Extra 600×600mm (24×24")	35	950mls
091203488	Super 600×600mm (24×24")	30	1100mls
091197326	Extra 600×750mm (24×30")	35	1250mls
091191915	Extra 600×900mm (24×36")	35	1500mls
091322148	Super 600×900mm (24×36")	30	1650mls
091082510	Maxi 600×900mm (24×36")	25	1750mls



2 Reusable Bed Protector

A specially designed, reusable, washable underpad that looks and feels like normal bedding protection. Both patient and bed are kept dry with the stay dry layer and waterproof backing. Supplied with fabric wings to help secure the pad into place. Suitable for light to moderate incontinence.

Pad size 1000×1000mm (39 1/4×39 1/4"). Absorbency 3.5 litres.

091082163




MACHINE WASHABLE

3 Abso Reusable Bed Pads

This lightweight machine washable and re-usable bed pad contains five layers of material that quickly absorbs and locks liquid inside. The top layer keeps the user dry and the lower layer is waterproof to protect the furniture. Available in two absorbency levels - 1.8 litres and 3 litres. Colour may vary.

	Size	Absorbency
091082569	750×900mm (30×36")	1.8 litres
091082577	900×900mm (36×36")	1.8 litres
091169523	750×900mm (30×36")	3 litres
091169531	900×900mm (36×36")	3 litres



MACHINE WASHABLE



MACHINE WASHABLE

4 Kylie® Bed Pads with Wings

The Kylie bed pads offer maximum protection, absorbency and reliability in the most discreet way. The stay-dry surface wicks away the moisture for user-comfort and has a waterproof backing to protect the bed. Every Kylie bed pad is finished with tuck-in flaps for a secure fit to the bed. Reusable and washable. Supplied in salmon pink and blue. Absorbency indicates approximate fluid capacity of the pad.

Pink	Size	Absorbency
091547124	910×740mm (36×29")	2 Litres
091309806	910×910mm (36×36")	3 Litres
091309814	1270×910mm (50×36")	4 Litres
Blue	Size	Absorbency
091547132	910×740mm (36×29")	2 Litres
091547140	910×910mm (36×36")	3 Litres
091547173	1390×910mm (55×36")	4 Litres



MACHINE WASHABLE



MACHINE WASHABLE

5 Economy Super Bed Pad

This specially designed super absorbency pad has tuck-in flaps to keep the pad securely on the bed. Features a waterproof backing for extra protection and a quilted top for faster dispersal of urine. Washable at 95°C. Available in light blue only. Size 860×900mm (34 2/5×36"). Absorbency approximately 3 litres.

091161140



MACHINE WASHABLE



1 Homecraft Waterproof Mattress Protector

These fitted, clear waterproof mattress and pillow protectors are made from soft PVC. Designed to offer protection to the mattress and pillow from incontinence. With elasticised corners, to fit securely to the bed. Available in single or double.

	Cover	Size
091082262	Single	900×1900mm (35½×75")
091082361	Double	1400×2000mm (55×78¾")
091082411	Pillowcase	

2 Caress Waterproof Bedding

Caress waterproof bedding consists of a terry towelling sheet moulded onto a breathable shield that is waterproof, anti-bacterial and anti-allergic. Suitable for use as a fitted sheet with no top sheet required, this bedding is both practical and comfortable.

	Cover	Size
091082197	Single	900×1900mm (35½×75")
091082205	Double	1400×1900mm (55×75")
091082213	Pillowcase	700×480mm (27½×19")

3 Breathable Protective Covers

These uniquely designed protectors are quiet, comfortable and breathable. The four way stretch fabric ensures that these protectors will fit a wide range of mattresses and duvets. Simply wipe clean or wash up to 95°C and tumble dry on a medium heat setting. Flame retardant to British Standard 7175.

091548981	Single mattress protector
091548999	Double mattress protector
091549005	Single duvet protector
091549013	Double duvet protector

4 Wipe Clean Duvets & Pillows

Fluid proof, breathable duvets with an impermeable cover and resilient polyester inner fill. Comfortable and hygienic, they require no laundering having a simple wipe clean surface. Flame retardant to British Standard 7175.

091549054	Single	140×200cm	10.5tog
	Waterproof Duvet		
091549062	Double	200×200cm	10.5tog
	Waterproof Duvet		

5 iD Expert Protect

A bed pad designed to protect mattresses. Available in 7 sizes. Latex free.

- Diamond construction maximises diffusion of liquid
- Gives a high level of protection against leakage
- Strong plastic backed product with a soft non-woven top sheet for extra comfort

iD Expert Protect

	Level of Absorption	Absorbency	Size	Pack Size
091549997	Protect Plus	525ml	40×60cm	30
091550003	Protect Plus	760ml	60×60cm	30
091550011	Protect Plus	1125ml	60×90cm	30
091550037	Protect Super	1125ml	60×60cm	30
091550045	Protect Super	1400ml	60×75cm	30
091550052	Protect Super	1980ml	60×90cm	30
091550060	Protect Super	1650ml	90x180cm*	20

*Super with tucks



RETAIL PACKAGED

These products are supplied in retail packaging.

Toileting

Raised Toilet Seats	498 - 501
Toilet Seats with Arms	502 - 503
Support Rails	504 - 507
Toilet Frames	508 - 510
Bariatric & Portable Toilet Frames	511
Toilet Surround Rails	512 - 513
Static Commodes	514 - 515
Folding Commodes	516
Commode Accessories	517
Wheeled Commodes	518 - 524
Commode Chairs	525 - 526
Bariatric Commodes	527 - 529
Personal Care	530
Toileting Accessories	531 - 532
Personal Hygiene & Cleaning	533
Bed Pans	534
Urinals	535 - 536



1 Ashby Easyfit Raised Toilet Seat

The Ashby Easyfit raised toilet seat is available in 50mm, 100mm or 150mm heights. The 150mm is available in white colour only. Made from polyethylene and moulded as a one piece seat to reduce any hygiene issues. To further reduce cross infection, the seat has permanent anti-bacterial qualities and is resistant to stains and odour. Simple to remove and fit, as the seat attaches to the toilet using two adjustable fixing brackets. The two adjustable fixing brackets also provides the user with a secure seating position. Available in white and red. Length 390mm (15½"). Width 380mm (15"). Aperture 250×210mm (10×8¼").

White	Height	Weight
091203561	50mm (2")	1.75kg
081610989	100mm (4")	2.1kg
091203587	150mm (6")	2.8kg
Red		
091538859	50mm (2")	1.75kg
091538867	100mm (4")	2.1kg

Maximum user weight



2 Homecraft Taunton Raised Toilet Seat

This seat is gently contoured for comfort. The aperture is elongated compared to most seats and has a front cut-away for personal hygiene. The seat slopes slightly forward to assist with lowering and raising, and sits on moulded bumpers for stability. The seat is fully sealed and easy to clean. Three plastic moulded brackets allow external adjustment to fit most toilets. Aperture 310×220mm (12½×8½").

	Height	Weight
091079359	50mm (2")	1kg
091079367	100mm (4")	1.5kg
091079383	150mm (6")	1.8kg

Maximum user weight



SPARES

Spares are available for this product, for details and full spares listing please contact Customer Services.



1 Homecraft Savannah Raised Toilet Seat

Lightweight, all plastic construction for strength and durability, the Homecraft Savannah has a gently contoured surface for extra comfort. The seat slopes downwards slightly from back to front, so as to allow easier lowering and raising, and has a deep splash guard to minimise soiling. Resistant to stains and odours, it is fully sealed and easy to clean.

- The large rear cut-out on the Homecraft Savannah gives clearance for the coccyx and, combined with the gentle downward slope of the seat, makes rear personal hygiene possible.
- The wide front cut-out also allows easier access for personal cleansing.
- The two L-shaped moulded plastic brackets on the Homecraft Savannah have bonded rubber non-slip buffers to keep the toilet seat firmly in position. These brackets can be easily adjusted to fit on most sizes and shapes of toilets, by the use of two large, fluted turning knobs. This makes fitting and removal of the seat very quick and easy.
- The Homecraft Savannah has no front bracket or front turning knob to avoid snagging skin or clothes. The front is secured by a lip.
- Overall length 407mm (16"). Overall width with brackets 370mm (14¾"). Aperture 266×207mm (10½×8¼").

	Height	Weight
091079185	50mm (2")	785g
091079276	100mm (4")	965g
081305549	150mm (6")	1.15kg

081632025 Replacement Brackets for Homecraft Savannah Raised Toilet Seat Pack of 2

Maximum user weight



2 Homecraft Savannah Raised Toilet Seat with Lid

Homecraft Savannah raised toilet seat with the added refinement of a moulded plastic lid to create a more pleasing appearance. It retains the same features as the standard Homecraft Savannah raised toilet seat. Made of plastic construction, lightweight, strong and durable. It is steam resistant and easy to clean. The seat is gently contoured for comfort. The large front and rear cutouts aid personal cleansing. Secured to the toilet bowl with L-shaped moulded plastic brackets and a front lip, it is easy to fit and remove. The brackets are adjusted using large fluted knobs. Length 407mm (16"). Overall width with brackets 370mm (14¾"). Aperture 266×207mm (10½×8¼").

	Height	Weight
081305515	50mm (2")	1.2kg
081305531	100mm (4")	1.4kg
081305556	150mm (6")	2kg

081632025 Replacement Brackets for Homecraft Savannah Raised Toilet Seat Pack of 2

Maximum user weight



1



2



RETAIL PACKAGED
These products are supplied in retail packaging.

SPARES
Spares are available for this product, for details and full spares listing please contact Customer Services.



1 Soft Raised Toilet Seat

All the convenience of a standard toilet seat with the added comfort of a padded seat and lid. Made from soft polyurethane foam with a sealed vinyl covering. Plastic hinges make this seat easy to install and keep clean. Seat height 50mm (2"). Weight 1.2kg.

091079326

Maximum user weight

91 kg **14 1/4 st**



2 Homecraft Padded Raised Toilet Seat

A soft cushion that attaches to the existing toilet seat to provide extra comfort and to raise the effective seat height. The cushion simply attaches with four hook and loop straps. The white vinyl covering protects the cushion and is easily cleaned. Width 360mm (14"). Length 410mm (16").

	Height	Weight
091079540	50mm (2")	270g
091079557	100mm (4")	384g

3 Novelle Clip-on Raised Toilet Seat

Easy to fit 100mm (4") clip-on raised toilet seat. Having no brackets, the Novelle can be fitted securely to the seat rather than the bowl, making it convenient and ideal for travel purposes. Simply squeeze together the open "horseshoe" section, locate the front clip underneath the existing seat, push down and release the open section. To remove, simply reverse the process releasing the rear clip first. Height 100mm (4"). Aperture size 275x240mm (11x9 1/2").

091323005

Maximum user weight

190 kg **30 st**



4 Cosby Raised Toilet Seat with Lid

The white Cosby toilet seat has a high quality finish which will blend into any bathroom or toilet setting. This 100mm (4") raised seat has been designed to provide a comfortable seating position for users, offering a width of 420mm (16 1/2"). The sturdy seat has 3 adjustable brackets, with 2 of the brackets possessing 180° bumpers, allowing the seat to be fitted easily and safely to most toilets. The front bracket is adjusted using the supplied plastic Allen key. Length 420mm (16 1/2"). Aperture size 250x245mm (10x9 3/4").

	Height	Weight
091176130	100mm (4") with Lid	1.4kg

Maximum user weight

220 kg **34 1/2 st**



5 Ashby Wide-Access Raised Toilet Seat

For people who have difficulty with personal cleansing the Ashby Wide-Access seat offers the widest cut-aways, both front and rear. Cleaning access problems by the user or by a carer are greatly reduced by the special design of the seat. The one piece seat has a built in anti-bacterial action. Can be sterilised in an autoclave, steam cleaned or washed in household disinfectant. Secured in place with four adjustable fixing brackets. Seat height 100mm (4"). Width 400mm (15 3/4"). Length 410mm (16 1/4"). Aperture size 250x210mm (10x8 1/3"). Weight 2.2kg.

081124080

Maximum user weight

190 kg **30 st**



RETAIL PACKAGED
These products are supplied in retail packaging.

1 Etac® Hi-Loo Fixed Raised Toilet Seat

Hi-Loo raised toilet seat is ideal for users who need a toilet seat that is securely located. Secured at the rear of the toilet bowl, the snap on mechanism enables the seat to be easily removed for cleaning or to change to another seat height. Supplied with a lid. Width 360mm (14¹/₄"). Depth 390mm (15¹/₄"). Aperture size 200×270mm (7³/₄×10³/₄").

Height Weight

091079847 60mm (2¹/₄") 2.4kg
091079854 100mm (4") 3.0kg

Maximum user weight

150 kg **23¹/₂ st**

2 Prima Raised Toilet Seat

Easy to use and comfortable, the Prima Raised Toilet Seat makes rising and lowering easier for people with stiff or painful joints. The hygienic white seat fixes securely to the toilet bowl with two side adjusters and is contoured to facilitate personal cleansing. Aperture size 250×210mm (10×8¹/₃").

Height Weight

081107283 50mm (2") 700g
081107291 100mm (4") 800g

Maximum user weight

190 kg **30 st**

3 Arthro Tall-ette® Raised Toilet Seat

Designed with a cut-away on one side for people with leg or knee injuries who require an extended leg position. Supplied with a Slip-in Lok-in-el bracket. Seat height 140mm (5¹/₂"). Weight 1.6kg.

091079045 Left Side Cut-Away
091079052 Right Side Cut-Away

Maximum user weight

165 kg **25³/₄ st**

4 Comfyfoam Raised Toilet Seat

This raised toilet seat is extremely comfortable because it is made from foam, which is soft and forgiving. It is very easy to fit and requires no screw fixings but push fits securely over most standard toilet bowls. Available with or without a lid. Height 110mm (4¹/₂"). Width 380mm (15"). Length 410mm (16"). Aperture 200×250mm (8×10").

Weight

091079524 Without Lid 1.9kg
091079532 With Lid 2.2kg

Maximum user weight

185 kg **29 st**

5 Bariatric Toilet Seat

Ideal for those that require a larger seating area when using the toilet. The luxurious contoured seat provides the user with comfort, whilst being stylish and ergonomic in its design. Easily fitted and secured to the toilet frame. Fits to most toilet frames. Seat size 482×482mm (19×19"). Aperture size 290×258mm (11¹/₂×10"). Weight 3.5kg.

091169903

Maximum user weight

381 kg **60 st**



RETAIL PACKAGED
 These products are supplied in retail packaging.

B BARIATRIC
 These products are designed for bariatric users

£ PRICES
 For up-to-date prices please see our Website, alternatively contact your Sales Representative or Customer Services.



homecraft

1

1 Homecraft Raised Toilet Seat with Armrests

The toilet aid allows for increased independence when using the toilet, particularly by compensating for impaired movement. The raised toilet seat with detachable armrests comes with a lid. The existing toilet seat must be removed before installing this toilet seat. The lid can be removed for easy cleaning. Choice of three fixed adjustable seat heights to suit user requirements, 60mm (2"), 100mm (4") or 150mm (6"). The adjustment cross bar adjusts in width for each seat position. Overall Width 500mm (19½"), Overall Depth 475mm (18⅔"), Overall Height 380mm (15"), Seat Width 360mm (14"), Seat Depth 425mm (16⅔") Aperture size 210 x 275mm (8¼ x 10⅔"). The seat is from a moulded plastic base with lift-up ABS armrests and steel frame. Weight 4.3kg

081703990

Maximum user weight



2 Etac® Cloo Height Adjustable Raised Toilet Seat

The Cloo toilet seat riser can be adjusted to give the user a seat height of 60, 100 or 140mm (2¼, 4 or 5½"). To achieve the highest position of 140mm (5½"), the extra height adjusters need to be purchased separately (091165588). Fits easily onto the toilet frame, using the seat attachment with quick release nuts. The Cloo seat then simply clicks into place on the attachment. Comfy, ergonomic seat and detachable armrests offer a relaxing support, whilst seated for long periods of time. The seat can be lifted and left in the upright position for easier cleaning. Seat width 400mm (15¾"). Total width 600mm (23½"). Width between armrests 490mm (19¼"). Height of armrests from the seat 210mm (8¼").

091164227 With Armrests

091165588 Height Adjusters 140mm (5½")


Maximum user weight



1



2



2

2

2

1 Etac® Hi-Loo II Fixed Raised Toilet Seat with Armrests

The Hi-Loo raised toilet seat is fixed through the rear of the toilet pan and has a snap on mechanism that enables the seat to be quickly and easily removed from the toilet for cleaning. With a recess at both the front and rear, the Hi-Loo enables easier personal hygiene. Supplied with armrests that can be folded up and locked into position. Choice of two fixed height models or an angled version that is easier for people with impaired hip or knee mobility to rise from. Height of armrests above top of seat 230mm (9"). Width between armrests 490mm (19 1/4"). External width 600mm (23 1/2"). Aperture 290x240mm (11 1/2x9 1/2").

	Height	Weight
091079409	60mm (2 1/2")	4.9kg
091079417	100mm (4")	5.8kg

Maximum user weight



2 Etac® Supporter Toilet Seat with Armrests

The Supporter toilet seat with lid has armrests which offer extra support to the user. The arms can be raised or removed for when side transferring is required. The armrests are mounted directly on to the toilet to make it ideal for narrow spaces or to avoid drilling into walls or floors. The adjustable armrests have three different height settings and two widths. These armrests can therefore be adapted to suit both adults and children. Length of seat 410mm (16 1/8"). Width of seat 370mm (14 1/2"). Maximum width between arms 525mm (21"). Maximum external width 625mm (25"). Fixed armrest height: 250mm (10"). Adjustable armrest height: 207mm (8 1/4"), 275mm (11") or 342mm (13 1/2").

	Weight
091079953 Fixed Armrests	5kg
091203934 Adjustable Armrests	5.8kg

Maximum user weight



3 Enterprise Raised Toilet Seat

A raised toilet seat with integral moulded arm rests giving stability and security to the user. The unique installation system allows the seat to be used without the need for the original toilet seat to be removed. External width 580mm (23"). Overall height 310mm (12 1/4"). Seat height 100mm (4"). Seat width 420mm (16 1/2"). Seat depth 390mm (15 1/4"). Width between arms 500mm (20"). Weight 4.2kg.

091079680

Maximum user weight



4 Raised Toilet Seat with Arms

A moulded raised toilet seat with built in arms. The seat has a large front cutaway for ease of personal cleansing. Easily fitted to the toilet bowl via three adjustable brackets. The arms are covered with soft foam padding for comfort and grip, and may be removed from the seat if no longer required. Height 100mm (4"). Aperture size 210 x 255mm (8 1/4 x 10"). Width between armrests 445mm (17 1/2"). Height of armrest above seat 190mm (7 1/2"). Weight 7.5kg.

091079722

Maximum user weight



SPARES
Spares are available for this product, for details and full spares listing please contact Customer Services.



1 Homecraft Fold Away Grab Rail

A powder coated steel supportive rail designed for use next to a toilet to assist and increase safety when lowering and raising. The rail is held in the upright position when not in use and easily lowered when required. Dimensions of the wall bracket 282×104mm (11×4"). Length 750mm (29½").

Rail Length

091357029 750mm (29½")

Maximum load weight

114 kg **18 st**



2 Homecraft Fold Away Grab Rail with Supporting Leg

This powder-coated steel height adjustable supportive rail is designed for use next to a toilet to assist and increase safety when lowering and raising. The supporting leg offers additional weight capacity. The rail can be locked in the upright position when not in use. Non-marking rubber tips are slip resistant for added safety. Height adjustment 804 to 1128mm (31½ to 44½"). Dimensions of the wall bracket 207×110mm (8¼×4⅓").

Rail Length

091357037 744mm (29¼")

Maximum load weight

125 kg **19½ st**



3 Drop Down Rail

A high quality, steel grab rail with several innovative features. The main rail is manufactured from oval section tube, making it comfortable to grasp and giving a broad area for support. The secondary under-slung arm combines with the main rail to give ultimate strength. Folding against the wall when not in use, the rail is held in the upright position with positive location. Length of rail 700mm (27½"). Mounting bracket 260×100mm (10¼×4"). Distance from wall when upright 145mm (7¾"). Weight 2.7kg.

081330299

Maximum user weight

127 kg **20 st**

4 Drop Down Rail with Supporting Leg

As the Drop Down Rail above but with a height adjustable supporting leg. A secondary under-slung supporting arm provides ultimate strength. Length of rail 700mm (27½"). Mounting bracket 260×100mm (10¼×4"). Distance from wall when upright 100mm (4"). Leg height adjustable from 690 to 780mm (27¼ to 30¾"). Weight 2.9kg.

081330307

Maximum user weight

190 kg **30 st**

SPARES

Spares are available for this product, for details and full spares listing please contact Customer Services.

MAXIMUM LOAD

The maximum user weight/load given for these products is dependent upon the correct choice of fixings for the mounting surface. For this reason, all rails should be installed by a person who has suitable qualifications and/or experience in installing this type of product, ensuring the fixtures are appropriate for the specific installation.





1 Homecraft Devon Folding Support Rail

A sturdy folding rail, projecting at right angles to the wall. The rail is held in the upright position by a spring loaded cam, and is easily folded down. Rail is 25mm (1") diameter. Backplate is 300×125mm (11¾×5").

	Rail Length	Weight
081305465	Standard - 760mm (30")	3.0kg
081305457	Short - 550mm (21½")	2.6kg

Maximum load weight **67 kg** **10½ st**



2 Homecraft Devon MKII Folding Support Rail

A deluxe version of the Devon rail above with a larger diameter rail for easier gripping and a spring mechanism to hold it in the up position. Optional toilet roll holder available (see 081124569). Rail is 32mm (1¼") diameter. Backplate is 300×127mm (11¾×5").

	Rail Length	Weight
081305473	Standard - 770mm (30⅓")	4.1kg
091078567	Short - 560mm (22")	3.4kg

Maximum load weight **84 kg** **13¼ st**



3 Homecraft Devon Rail with Folding Leg

Similar to the Devon MkII folding rail but with a support leg to give strength and stability during lowering and raising, lessening the strain on the wall. The leg is adjustable in height and has a large non-slip ferrule. Height adjustment 900mm to 1129mm (35½ to 44½"). Rail length 775mm (30½"). Backplate is 300×127mm (11¾×5"). Weight 5kg.

081305481

Maximum load weight **67 kg** **10½ st**




4 Homecraft Devon Floor Mounted Folding Rail

An adjustable height version of the Devon MkII rail, which is mounted on a floor fixing post for versatility in positioning. The rail is mounted on a post with a clamping arrangement for height adjustment. Floor plate is 250×150mm (10×6"). Floor post height 1110mm (44").

	Rail Length	Weight
081305499	Standard - 765mm (30")	8.4kg
091078617	Short - 555mm (22")	7.7kg


Maximum load weight **127 kg** **20 st**



5 Homecraft Devon Toilet Roll Holder

A wire holder that attaches to the tube of the MkII Devon rails (091078567 to 081305499). Weight 110g.

081124569



MAXIMUM LOAD

The maximum user weight/load given for these products is dependent upon the correct choice of fixings for the mounting surface. For this reason, all rails should be installed by a person who has suitable qualifications and/or experience in installing this type of product, ensuring the fixtures are appropriate for the specific installation.



Homecraft Devon Elite Folding Support Rails

The Devon Elite folding support rail has been designed to offer superb support providing the user with greater confidence, security and independence in the bathroom.

Manufactured from light yet strong aluminium, the elliptical arms provide the user with the ultimate comfort and grip, whilst lowering to or rising from the toilet. The support arms can be raised and will remain in the vertical position with the locking mechanism securing it in place. The arms are then easily lifted to release from the lock, which activates the spring mechanism that supports the weight of the rails as it lowers smoothly to the horizontal position. Rail width 50mm (2"). Rail depth 28mm (1").

1 Folding Support Rail

Mounted on a back plate, fixed to the wall. Back plate 230 x 120mm (9 x 4 1/5"). Projection when folded 175mm (7").

Rail Length

091165695 Standard 645mm (25 1/2")

Maximum load weight **127 kg** **20 st**

2 Folding Support Rail with Adjustable Leg

Mounted on a back plate, fixed to the wall with a height adjustable leg. Back plate 230 x 120mm (9 x 4 1/5"). Height from floor to top of the arm 690 to 840mm (27 to 33") in 25mm increments.

Rail Length

091173145 Standard 645mm (25 1/2")

Maximum load weight **127 kg** **20 st**

3 Height Adjustable Folding Support Rail

Back post wall mounted. Size 608 x 50mm (24 x 2"). Clamp and black knob secures the rail at the required height. Height adjustment 125mm (5") to 425mm (16 3/4") in 60mm increments.

Rail Length

091173152 Standard 645mm (25 1/2")

Maximum load weight **127 kg** **20 st**

4 Floor Mounted Folding Support Rail

Mounted on the floor. Clamp and black knob secures the rail at the required height. Height from floor to top of the arm 625mm to 985mm (24 1/2 to 38 3/4"). Floor plate 320 x 220mm (12 1/2 x 8 3/4").

Rail Length

091173160 Standard 645mm (25 1/2")

Maximum load weight **127 kg** **20 st**

MAXIMUM LOAD
The maximum user weight/load given for these products is dependent upon the correct choice of fixings for the mounting surface. For this reason, all rails should be installed by a person who has suitable qualifications and/or experience in installing this type of product, ensuring the fixtures are appropriate for the specific installation.



1 Hinged Arm Support Rail

This uniquely designed, hinged support rail provides the user with stable assistance when lowering or rising from the toilet. The support rail locks automatically in the upright position when raised. The tube is manufactured from coated steel. Available in four lengths: 600mm (23½"), 700mm (27½"), 800mm (31½") and 900mm (35½"). Distance from the wall when upright 215mm (8½"). Wall plate 250 x 115mm (9¾" x 4⅓").

Rail Length

091178094 600mm (23½")

091178102 700mm (27½")

091178110 800mm (31½")

091203959 900mm (35½")

Maximum load weight

150
kg

23½
st

2 Support Leg

For extra strength and confidence, the support leg can be used with all Linido hinged arm support rails. The leg is hinged and moves up and down with the arm support. Consists of an adjustable leg support, clamps and distance stay bar. The leg can be easily adjusted in height from 700 to 850mm (27½" to 33½"). The hinged arm support is sold separately; please see above.

091208826

Maximum load weight

150
kg

23½
st

3 Floor Console

Wall mounted support rails may sometimes not be best practise or desired; the floor console offers an alternative solution. Once mounted the Linido hinged arm support can be adjusted in height to a maximum of 860mm (34"). Consists of a floor plate and aluminium clamps for attaching the hinged arm support. The hinged arm support is sold separately; please see above. Height of floor console 1000mm (39¼"). Maximum height 860mm (34") to the top of the support rail. Base footprint 200 x 100mm (8 x 4").

091208834

Maximum load weight

150
kg

23½
st



MAXIMUM LOAD

The maximum user weight/load given for these products is dependent upon the correct choice of fixings for the mounting surface. For this reason, all rails should be installed by a person who has suitable qualifications and/or experience in installing this type of product, ensuring the fixtures are appropriate for the specific installation.



1 Homecraft Width Adjustable Stirling Toilet Frame

A sturdy, height adjustable metal frame with a clip on, one piece moulded seat. The seat is contoured and has a partial cut-away to facilitate personal hygiene. The cross members are width adjustable using a pin clip system, allowing the frame to be completely assembled or disassembled without tools. Height is also adjusted using a pin clip system, which leaves no protrusions to snag skin or clothing. The legs have non-slip rubber feet. Flat packed.

Width at top 480 to 530mm (19 to 21"). Seat height 380 to 530mm (15 to 21"). Depth at floor 470 to 530mm (18½ to 21") depending on height setting. Weight 5.9kg.

091080068 Width Adjustable Stirling Frame

Maximum user weight



2 Homecraft Deluxe Stirling Toilet Frame

Same as the 091080068 above but supplied with padded arm rests on the side rails for additional comfort and easier grip. Weight 6.2kg.

091080076 Deluxe Stirling Frame

Maximum user weight



3 Homecraft Stirling Toilet Frame

Similar to 091080068 with height but not width adjustment. All other dimensions as 091080068. Weight 5.7kg.

091080027 Standard Stirling Frame

Maximum user weight



4 Homecraft Stirling Elite Toilet Frame

The unique design of this frame makes it easier for the user to rise to a standing position. The handles extend forward into a more suitable place for the user to lever themselves forwards and upwards. The seat is wider and more contoured, giving a superb level of comfort. There is a rear cut out on the seat, giving clearance to the coccyx and making personal cleansing easier. Width at top 613mm (24"). Seat width 460mm (18"). Seat depth 460mm (18"). Aperture size 215×265mm (8½×10½"). Seat height adjustment 440 to 540mm (17½ to 21"). Weight 5kg.

081124585 Stirling Elite Frame

Maximum user weight



5 Homecraft Deluxe Stirling Elite Toilet Frame

Same as the 081124585 above but supplied with padded arm rests on the side rails for additional comfort and easier grip.

081124593 Deluxe Stirling Elite Frame

Maximum user weight



SUPPLIED FLAT PACKED



SPARES
Spares are available for this product, for details and full spares listing please contact Customer Services.

1 Prima Toilet Surround and Frame

The Prima Multiframe can be used as a toilet frame with seat that enables an individual to use the toilet with ease or a toilet surround rail that provides the user with assistance when rising from the toilet. With a stylish, modern appearance the multiframe is a sturdy yet lightweight steel device that gives the individual independence in the bathroom or toilet. The comfortable seat is positioned above the toilet, so the individual doesn't have to lower themselves to the level of the toilet seat. Both are height adjustable, only the surround can be adjusted in width. Footprint 460×590mm (18×23"). Seat height 460 to 610mm (18 to 24"). Frame width 510 to 610mm (20 to 24"). Armrest height 760 to 820mm (30-32½"). Toilet seat aperture 200×250mm (8×9¾").

091160704 **A** Surround Rail 4.1kg
091160696 **B** Toilet Frame with Seat 6.1kg

Maximum user weight



2 Cosby Toilet Frame

Designed for use by those that require extra assistance whilst using the toilet. It may also be used as a shower chair. The seat is made from one-piece polypropylene plastic with anti-bacterial properties. The seat is anatomically shaped for comfort and to aid bowel movement. The seat simply clips-on the metal frame and adjusts in height by the use of fixings that requires no tools. The metal frame is stable and secure for user confidence and the raised sides aid transfer and grip for security. The legs have non-slip rubber feet. Aperture size 250×220mm (9¾×8⅕"). Seat height 420 to 570mm (16½ to 22½"). Lowest Length×Width×Arm Height 560×460×670mm (22×17¾×26½"). Highest Length×Width×Arm Height 560×530×820mm (22×21×32⅓"). Internal width 560 to 710mm (22½ to 28½"). Weight 5.9kg.

091203595

Maximum user weight



RETAIL PACKAGED
 These products are supplied in retail packaging.



1 Homecraft Toileting Seat Aid

An extremely comfortable toilet seat and frame with side handles for support and safety. The seat simply clicks into position on the frame. The front and rear cut-outs of the seat are shaped for easy personal cleaning. Seat Height 460 to 610mm (18 to 24"). Seat Width 450mm (17³/₄"). Seat Depth 385mm (15¹/₄"). Width Between Arms 500mm (19³/₄"). Overall Width 560mm (22"). Overall Depth 480mm (18³/₄"). Overall Height 680 to 830mm (26³/₄ to 32¹/₂").

091325596

Maximum user weight **190 kg** **30 st**



2 Homecraft Toilet Seat Frame

This plastic coated steel toilet frame has a removable moulded seat, which easily clips on and off for cleaning. The seat height can be adjusted to suit the individual or the surroundings. Seat Height 500 to 650mm (19³/₄ to 25¹/₂"). Seat Width 370mm (14¹/₂"). Seat Depth 390mm (15¹/₂"). Width Between Arms 500mm (19³/₄"). Overall Width 560mm (22"). Overall Depth 480mm (18³/₄"). Overall Height 680 to 830mm (26³/₄ to 32"). Aperture size 275x230mm (10³/₄x9").

091357052

Maximum user weight **190 kg** **30 st**



3 Homecraft Sussex Toilet Frame

A height adjustable steel frame with a black hinged toilet seat and a white sub-seat and skirt that are easily removed for cleaning. Seat height 470 to 640mm (18¹/₂ to 25¹/₄"). Width 550mm (21¹/₂"). Maximum depth 680mm (26³/₄"). Weight 5.3kg. Aperture size 280x230mm (11x9").

091080183

Maximum user weight **125 kg** **19¹/₂ st**



4 Homecraft Uni-Frame Toilet Frame

A folding frame with one piece plastic seat and padded back rest for comfort. Legs are height adjustable and the seat has a cut away for personal hygiene. Seat height 435 to 560mm (17 to 22"). Rail height 620 to 745mm (24¹/₂ to 29¹/₄"). Width 500mm (19¹/₂"). Depth 420mm (16¹/₂"). Weight 5.1kg.

081124619 Toilet Frame

081124627 Floor Fixing Feet (4)

Maximum user weight **127 kg** **20 st**



SPARES
Spares are available for this product, for details and full spares listing please contact Customer Services.

1 Homecraft Stirling Elite Bariatric Toilet Frame

Provides the user with a spacious seating area and larger seat than standard toilet frames, resulting in a more comfortable experience. The rotated moulded, contoured clip-on seat can be easily removed for cleaning. The frame can be adjusted in height from 510 to 635mm (20 to 25"). Internal width 630mm (24³/₄"). Seat width 450mm (17³/₄"). Seat depth 440mm (17¹/₂"). Height of armrests from the seat 210mm (8¹/₂"). Footprint at lowest point 710x630mm (28x24³/₄").

091422955

Maximum user weight



B



1

2 Extra Wide Toilet Frame

This extra wide toilet frame with a clip-on seat, offers a larger seating surface, providing a more comfortable feel for the larger user. If required, the frame can be adjusted in height. Width 700mm (28"). Depth 510mm (20"). Seat Height Min 480mm (19"). Seat Height Max 610mm (24"). Seat Width 540mm (21"). Seat Depth 450mm (18"). Width between arms 660mm (26"). Weight 7kg.

091325703

Maximum user weight



B



2

3 Raised Toilet Seat and Frame

This height adjustable frame has a broad seat to accommodate larger users. Width between arms 700mm (27¹/₂"). Seat height 450-600mm (17³/₄-22¹/₂"). Seat width 680mm (26³/₄"). Seat depth 460mm (18"). Seat to top of arm 170mm (6³/₄").

091080175

Maximum user weight



B



3

4 Porta Potti 165 Flushing Toilet

A plastic moulded portable seat and sealable tank. It is light to carry, hygienic to use, easy to clean and convenient to store. The potty splits into two sections, the lower section is the holding tank for waste, the upper section is the bowl with flushing system, plastic seat and lid. It is supplied with a small bottle of Aqua Kem, and Aqua Rinse. If extra support is required, it can be used with 091081421 Homecraft Stand and Frame. Height 427mm (16³/₄"). Width 414mm (16¹/₄"). Depth 383mm (15"). Tank capacity 21 litres (4.6 gallons). Weight 3.5kg.

091081397

Maximum user weight




4

5 Homecraft Stand and Frame

An adjustable metal stand and support frame for the 091081397. Height adjustable and can be disassembled and packed flat for storage or transport. The frame has non-slip feet and the hand rails have contoured sleeves for better grip. Height of seat 469 to 569mm (18¹/₂ to 22¹/₂"). Height of platform 55 to 155mm (2 to 6"). Height of side rail 725mm (28¹/₂"). Width 406mm (16"). Depth 520mm (20¹/₂"). Weight 5.7kg.

091081421

Maximum user weight



5

6 Aqua Kem Toilet Chemical

A strong germicidal chemical used in the tanks of portable toilets for hygiene and odour control. 2 litres.

091082080



1 Homecraft Toilet Safety Frame

This aluminium frame is secured to the toilet by the existing seat. The legs are height adjustable to suit a number of toilets. Mouldings on the arms provide a secure handgrip and broad area for resting arms whilst on the toilet. May be combined with a raised toilet seat provided the existing seat is left in place. Legs and arms may be easily removed when not required. Height of arms 640 to 750mm (25 to 29 1/2"). Width between legs 400 to 550mm (16 to 22"). Width between arms centre to centre 530 to 630mm (21 to 25 1/2"). Overall depth 470mm (18 1/2"). Weight 1.4kg.

091078872

Maximum user weight



2 Homecraft Surrey Toilet Surround Rail

Width adjustable support rail can be self-supporting or screwed to the floor. Height 725mm (28 1/2"). Depth 525mm (20 1/2"). Width 445 to 595mm (17 1/2 to 23 1/2"). Weight 5.6kg.

091078864

Maximum user weight



3 Homecraft Half Surrey Toilet Rail

A side section of the 091078864 that can be used for support alongside a toilet, sink or bed. It can be used left or right handed, but must be securely screwed to the floor. Width 262mm (10 1/4"). Height 725mm (28 1/4"). Depth 525mm (20 1/2"). Weight 2.4kg.

091078856

Maximum user weight



4 Homecraft Uni-Frame Folding Toilet Rail

This support rail is height adjustable and can be folded flat for storage or transport. It has non-slip rubber feet and a padded back rest for comfort. Floor fixing feet are an optional extra. Height 620 to 745mm (24 1/2 to 29 1/4"). Width 500mm (19 1/2"). Depth 420mm (16 1/2"). Weight 5.9kg.

081124551 Uni-frame Toilet Rail

081124627 Floor Fixing Feet (4)

Maximum user weight



5 Buckingham FoldEasy Toilet Surround

The FoldEasy is a fully folding and height adjustable toilet surround. Designed with folding foot paddles that sit flush to the floor so that the weight of the user standing on them holds the frame firmly in place. Equipped with soft armrests which are ergonomically designed to aid the user to sit and stand with greater ease and comfort. Width 510mm (20"). Depth 530mm (21"). Height 620 to 740mm (24 1/2 to 29"). Weight 3kg.

081570449

Maximum user weight



£ PRICES
For up-to-date prices please see our Website, alternatively contact your Sales Representative or Customer Services.

1 Homecraft Adjustable Steel Toilet Surround

A powder coated steel toilet surround which provides extra support and safety when lowering and raising. Comprises of two moulded plastic armrests for additional comfort. Available with or without floor fixing feet. Overall Height 695 to 850mm (27½ to 33½"). Overall Width 590mm (23¼"). Overall Depth 460mm (18").

091325711 Without floor fixing feet

091438191 With floor fixing feet

Maximum user weight



2 Homecraft Adjustable Aluminium Toilet Surround

A sturdy but lightweight frame that is adjustable in height. Plastic moulded handgrips provide comfort and support. Available with or without floor fixing feet. Height 660 to 760mm (26 to 30"). Width 605mm (23¾"). Depth 470mm (18½"). Weight 2.1kg.

091078880 Without floor fixing feet

091437854 With floor fixing feet

Maximum user weight



3 Adjustable Toilet Surround

Height adjustable, epoxy coated, steel toilet frame with padded arm rests for comfort and support. Width inside of arms 490mm (19¼"). Width outside of arms 535mm (21"). Floor to top of arms 630-780mm (25-31"). Footprint 520x555mm (20½x22").

091078898

Maximum user weight



4 Homecraft Adjustable Toilet Surround

This sturdy toilet surround rail is both height and width adjustable making it suitable for a variety of situations. Available in either steel or aluminium, it has padded handgrips for additional comfort and support. Supplied flat packed. Height 625 to 788mm (25 to 31"). Width 510 to 560mm (20 to 22"). Depth 495mm (19½").

081124577 Steel 5kg

081534684 Aluminium 2.84kg

091080001 Steel Floor Fixing Feet (4)

Maximum user weight



SPARES
Spares are available for this product, for details and full spares listing please contact Customer Services.

1



2



1 Homecraft Stacking Commode

A sturdy, fixed height metal commode with a hinged black plastic toilet seat over a commode pan. There is a vinyl covered padded lift off seat and integral back pad. The legs have plastic feet and the frame stacks. Seat height 470mm (18½"). Width (at base) 580mm (23¾"). Depth (at base) 500mm (19¾"). Aperture size 240×240mm (9½×9½"). Weight 6.7kg.

091080407

Maximum user weight



2 Homecraft Adjustable Stacking Commode

An adjustable height, metal commode that can be stacked. It has a black toilet seat over a plastic commode pan. Supplied with a padded, vinyl covered lift off seat and integral back pad. The legs are adjusted with pin clips. Seat height (aperture seat) 480 to 580mm (19 to 23"). Seat height (padded) 515 to 615mm (20¼ to 24¼"). Seat depth 430mm (17"). Width between arms 470mm (18"). Overall width 530mm (21"). Overall depth 455mm (18"). Overall height 800 to 900mm (31½ to 35½"). Aperture size 240×240mm (9½×9½"). Capacity 5 litres.

091325604

Maximum user weight



SPARES
Spares are available for this product, for details and full spares listing please contact Customer Services.

1 Homecraft Adjustable Height Comfort Commode

Modern, attractive commode that offers comfort and stability within any home or institutional environment. The padded blue seat cover and clip-on black toilet seat are easily removed for cleaning. The deluxe version has a padded blue toilet seat that provides the option of additional comfort. The commode pan with handle is simple to remove for waste disposal. The height adjustment allows the commode to be tailored to the required position for the user. Available with or without removable armrests.

Technical Specification

Overall height: 830 to 980mm (32³/₄ to 38¹/₂")
 Overall width: 550mm (21¹/₂") Overall depth: 550mm (21¹/₂")
 Seat height (padded): 485 to 635mm (19 to 25")
 Seat height (classic): 450 to 600mm (17³/₄ to 23¹/₂")
 Seat width: 450mm (17³/₄") Seat depth: 430mm (17")
 Height to top of armrest: 590 to 790mm: (23¹/₄ to 31")

091309798 Fixed armrests

091325828 Removable armrests

091438993 Deluxe version with padded toilet seat

091325760 Spare commode pan

Overall diameter 330mm (13")

Overall depth 165mm (6.5")

Maximum user weight



homecraft

2 Etac® Swift Commode

Design based upon the awarding winning Swift shower stool and chair, converted to an attractive commode chair for use around any location in the home or institution. This chair can also convert into a toilet frame for use over the toilet by removing the backrest and commode pan. The commode is constructed from aluminium and plastic that provides stability for the user and flexibility to adapt to uneven floors. The legs are adjustable in height to find the ideal seating position. Comes complete with lightweight armrests that can be easily removed for side transfers. Seat height adjustable from 420 to 570mm (16¹/₂ to 22¹/₂"). Width between armrests 450mm (17³/₄"). Weight 4.7kg

091162288

Maximum user weight



3 Homecraft Drop Arm Commode

Attractive, sturdy commode chair that has drop down arms to allow side transfer. The height adjustable legs allow the seat to be raised from 475 to 550mm (19 to 23"). For additional comfort, the armrests are padded. Supplied with a toilet seat and commode pan. Width between arms 500mm (20"). Footprint 600x420mm (24x16³/₄"). Aperture 200x250mm (8x10").

081135490

Maximum user weight



RETAIL PACKAGED
 These products are supplied in retail packaging.

SPARES
 Spares are available for this product, for details and full spares listing please contact Customer Services.



homecraft

1



1 Homecraft Deluxe Comfort Folding Commode

This robust commode is made from epoxy-coated steel and folds easily for storage and transportation. The backrest and toilet seat are upholstered to provide additional comfort for the user. Both seat and pan come complete with lids for hygiene. Seat height 480mm (19"). Seat width 460mm (18"). Seat depth 450mm (17¾"). External width 510mm (20"). External height 900mm (35½"). Width between arms 460mm (18"). Weight 7kg.

091081017

Maximum user weight



2 Homecraft Uni-Frame Folding Commode

This folding commode is height adjustable and has a metal framed seat that clips on to create a sturdy commode. The legs have a pin clip system to provide adjustment and moulded non-slip feet. It has a padded, vinyl covered backrest and toilet seat to provide greater comfort than most commode seats. Matching padded lift off seat. Rail height 620 to 745mm (24½ to 29½"). Seat height 445 to 570mm (17½ to 22½"). Width 500mm (19½"). Depth 420mm (16½"). Weight 5.1kg.

081305606

Maximum user weight



3 Homecraft Folding Commode and Toilet Surround

This lightweight, aluminium folding commode can also be used over the toilet as a toilet surround. The toilet surround provides extra support and safety when lowering and raising, eliminating the need for a grab rail. The clip-on toilet seat is easily removed for cleaning. Seat height adjustable 460 to 560mm (18 to 22"). Seat Width 345mm (14"). Seat Depth 370mm (14½"). Width between arms 460mm (18"). Overall Height 670 to 770mm (26½ to 30½"). Overall Width 550mm (21¾"). Overall Depth 490mm (19¼").

091439348

Maximum user weight



2



2



3



SPARES

Spares are available for this product, for details and full spares listing please contact Customer Services.



1 WacMat

Protect carpets with the WacMat, a machine washable rug that is ideal for use as a commode mat or anywhere within the house. Made from 100% cotton pile with a 100% waterproof backing. The WacMat is an ideal accessory where spills may occur. Once washed, the mat may be tumble dried, leaving it clean, odour free and ready for use time and time again. Size 600×900mm (23½×35½"). Machine washable to 40°C.

091080464 Blue

091080472 Green

091080480 Grey

2 CareBag® Commode Liner

Designed to avoid the commode soiling, the CareBag hygienic liner for commodes provides maximum safety conditions for both the user and the carer, be it at home, in health institutions or whilst travelling. Absorbs 500ml of organic liquids or several litres of demineralised water. Come in a pack of 20.

091322833

3 Commode Pan with Lid

This plastic moulded pan comes complete with lid and carrying handle. Weight 500g. Pan capacity 2 litres. Internal width 250mm (10"). External width with rim 260mm (10¼").

091081272

4 Square Commode Bowl

For use with the Homecraft mobile wheeled commodes and the Homecraft Atlantic commode chairs. Holds up to 1 litre of waste. Height 155mm (6"). Width 332.5mm (13"). Depth 332.5mm (13").

091081280

5 Oval Commode Pan With Locking Lid

Commode pan and lid for use with the Basket Weave and Deluxe Commode chairs. The pear shaped design makes it suitable for both men and women. Features a handle at the back which helps the user to keep the pan steady when emptying it, avoiding inconvenient spills. Pan capacity 5 litres.

091081306





1 Homecraft Chrome Plated Steel Wheeled Commode

This commode comes with detachable armrests for easy side transfer and a detachable backrest for storage. Push handles and swivelling castors are fitted as standard, enabling the chair to be easily manoeuvred over the toilet. The blow moulded aperture seat is hygienic and easy to clean. There are two bowl options available; item 091357094 is supplied with a round bowl, item 081611011 is supplied with a square bowl.

Technical Specification

- Seat Height (padded) 540mm (21¹/₄")
- Seat Height (aperture) 500mm (19³/₄")
- Seat Width 430mm (17")
- Seat Depth 450mm (17³/₄")
- Overall Height 875mm (34¹/₂")
- Overall Width 520mm (20¹/₂")
- Overall Depth 570mm (22¹/₂")
- Top of padded seat to armrest 220mm (8¹/₂")
- Floor to top of armrest 750mm (29¹/₂")
- Diameter of castors 120mm (4³/₄")

- 091357094** Round bowl without footrests
- 091325729** Round bowl with footrests
- 081611011** Square bowl without footrests
- 091439827** Optional footrests (Pair)

Maximum user weight



2 Homecraft Casa Clean II Mobile Commode

Sturdy chrome plated steel commode for safety and security. Both of the comfortable moulded armrests can be dropped down for side transfers. Push handles and swivelling castors are fitted as standard, enabling the chair to be easily manoeuvred over the toilet. The comfy backrest is removable to save space and make the chair more compact for storage. Supplied with removable footrests and a round bowl.

Technical Specification

- Seat Height (padded) 530mm (20³/₄")
- Seat Height (aperture) 485mm (19")
- Seat Width 450mm (17³/₄")
- Seat Depth 425mm (16³/₄")
- Overall Height 960mm (37³/₄")
- Overall Width 550mm (21³/₄")
- Overall Depth 590mm (23¹/₄")
- Top of padded seat to armrest 225mm (8³/₄")
- Floor to top of armrest 740mm (29")
- Diameter of castors 120mm (4³/₄")

Weight 14.5kg

081593011

Maximum user weight



SPARES

Spares are available for this product, for details and full spares listing please contact Customer Services.





1 Homecraft Gull Wing Attendant Commode and Shower Chair

This is a multi-purpose heavy duty commode and shower chair made from durable plastic coated steel tubing with flip-back gull wing style armrests and comfortable moulded seat with round bowl. It features an attendant pushing handle designed to be wheeled over a standard toilet. Supplied with four swivel brake castors and a fold-away footrest. Overall height 1020mm (40¹/₄"). Overall width 515mm (20¹/₄"). Overall depth 650mm (25¹/₂"). Seat height 580mm (22³/₄"). Seat width 445mm (17¹/₂"). Seat depth 430mm (17"). Wheels 100mm (4").

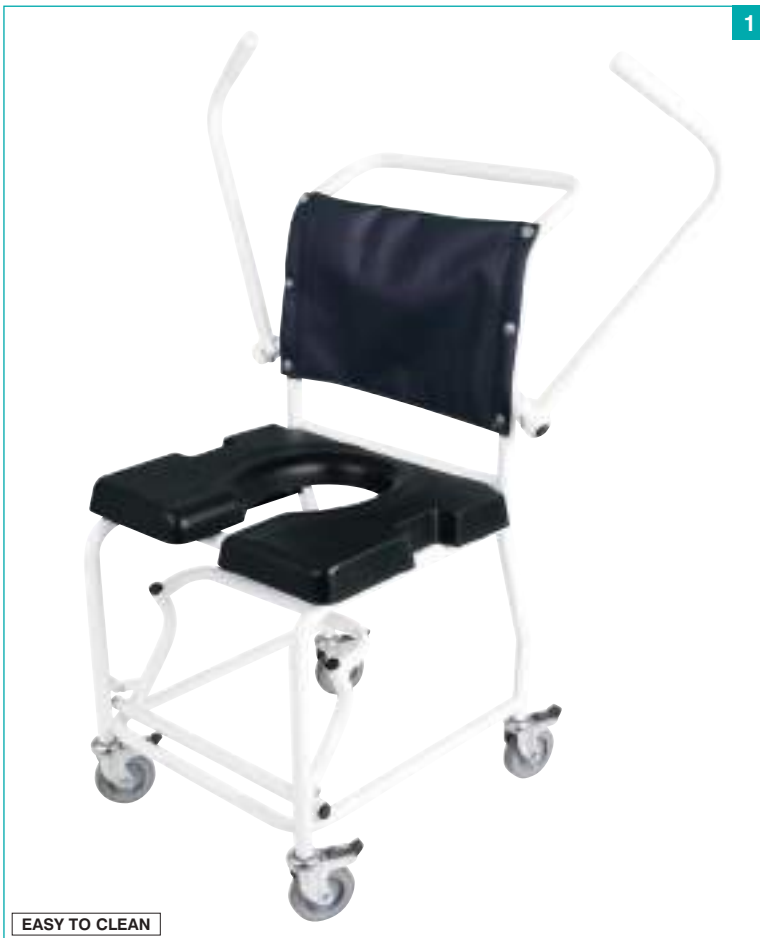
091357367

Maximum user weight



1

Toileting



1

EASY TO CLEAN



SPARES

Spares are available for this product, for details and full spares listing please contact Customer Services.



Homecraft Deluxe Chrome Plated Commode Chairs - Standard & Heavy Duty

Our range of mobile and stationary commode chairs are manufactured from durable chrome plated steel and are available in three seat widths 18" standard, 20" and 22" Heavy Duty versions.

Features & Benefits

- Adjustable height facility
- Swinging drop arms, which can be detached for side transfer
- Four swivel brake castors for added safety
- Hook on footrests, supplied as standard
- Easy to clean hygienic blow moulded aperture seat
- Removable square bowl
- Moulded armrests for additional comfort
- Upholstered back and seat
- Detachable back with built in pushing handle

Our Homecraft deluxe chrome plated range of mobile commode chairs can be wheeled over a standard toilet, thus eliminating the use of a bowl.

A perfection pan rack can be purchased as an optional extra. Adding the perfection pan rack allows the Deluxe Commode Chairs to use re-useable bed pans and also disposable pans in place of the standard square bowl.



1 Homecraft Adjustable Height Mobile Commode

091081124 18" Seat Width

2 Homecraft Adjustable Height Mobile Commode

091438936 20" Seat Width
091438134 22" Seat Width

3 Homecraft Adjustable Height Static Commode

091437706 18" Seat Width

Maximum user weight **190 kg** **30 st**

Maximum user weight **190 kg** **30 st**

Maximum user weight **190 kg** **30 st**

Specifications	1	2	2	3
	18" mobile	20" mobile	22" mobile	18" static
Overall Height	950-1050mm (37 ¹ / ₂ -41 ¹ / ₂ ")	950-1050mm (37 ¹ / ₂ -41 ¹ / ₂ ")	950-1050mm (37 ¹ / ₂ -41 ¹ / ₂ ")	915-1015mm (36-40")
Overall Width	545mm (21 ¹ / ₂ ")	600mm (23 ¹ / ₂ ")	660mm (26")	545mm (21 ¹ / ₂ ")
Overall Depth	620mm (24 ¹ / ₂ ")	620mm (24 ¹ / ₂ ")	620mm (24 ¹ / ₂ ")	620mm (24 ¹ / ₂ ")
Seat Height (Padded)	545-645mm (21 ¹ / ₂ -25 ¹ / ₂ ")	545-645mm (21 ¹ / ₂ -25 ¹ / ₂ ")	545-645mm (21 ¹ / ₂ -25 ¹ / ₂ ")	510-610mm (20-24")
Seat Height (Aperture)	500-600mm (19 ¹ / ₂ -23 ¹ / ₂ ")	500-600mm (19 ¹ / ₂ -23 ¹ / ₂ ")	500-600mm (19 ¹ / ₂ -23 ¹ / ₂ ")	465-565mm (18 ¹ / ₄ -22 ¹ / ₄ ")
Seat Width	435mm (17")	435mm (17")	435mm (17")	435mm (17")
Width Between Arms	460mm (18")	500mm (20")	560mm (22")	460mm (18")
Seat Depth	460mm (18")	460mm (18")	460mm (18")	460mm (18")
Top of Padded Seat to Armrest	220mm (8.5")	220mm (8.5")	220mm (8.5")	220mm (8.5")
Floor to Top of Armrest	760-860mm (30-34")	760-860mm (30-34")	760-860mm (30-34")	730-830mm (28 ³ / ₄ -32 ² / ₃ ")
Wheels	120mm (5")	120mm (5")	120mm (5")	N/A
White Aperture Seat Orifice Size	285×180mm (11 ¹ / ₄ ×7")	285×180mm (11 ¹ / ₄ ×7")	285×180mm (11 ¹ / ₄ ×7")	285×180mm (11 ¹ / ₄ ×7")
Maximum User Weight	190kg / 30st	190kg / 30st	190kg / 30st	190kg / 30st



1 Homecraft Aluminium Shower Commode Chair

A lightweight, mobile shower commode chair that can also be used over the toilet. The chair is rust proof due to the anodised aluminium frame, making it ideal for use in a wet environment. It incorporates a pushing handle and swivel castors to enable carers to push the patient around with ease and in comfort. The blow moulded seat can be easily removed for cleaning. All four castors have brakes for added safety. Supplied with a commode pan as standard. Optional footrests are available. Seat height 570mm (22½"). Seat width 430mm (17"). Seat depth 460mm (18"). Armrest height above seat 170mm (6¾"). Clearance without pan 490mm (19¼"). External height 1050mm (41¼"). External width 560mm (22"). External depth 585mm (23"). External depth with footrests 830mm (32½"). Diameter of castors 125mm (5").

091438738 Shower Commode Chair

091438431 Optional footrests

Maximum user weight **100 kg** **15¾ st**



1

2 Homecraft Deluxe Shower Commode Chairs

This deluxe shower commode chair features a lightweight, silver painted aluminium frame, which provides a rust free, high strength product. It is available as an attendant-propelled version or a self-propelling version that offers the user independence. The front castors have brakes for security, the swing away detachable footrests offer comfort while being transported and the armrests can be flipped back to facilitate side transfer. The chair can be used in a shower cubicle or wet room, used as a commode or used over a standard toilet bowl. The front of the seat is cut-away to facilitate personal hygiene, however, a seat insert is provided for comfort during transport. A square bowl is fitted as standard. The detachable back means the shower commode chair is more compact for storage. Height 990mm (40"). Depth without footrests: Self-propelled 840mm (33"); Attendant-propelled 550mm (21¾"). Depth with footrests: Self-propelled 1110mm (43¾"); Attendant-propelled 810mm (31¾"). Overall depth: Self-propelled 690mm (27"); Attendant-propelled 555mm (22"). Seat height 540mm (21¼"). Seat width 457mm (18"). Seat depth 425mm (16¾"). Aperture size 190x360mm (7½x14") Front wheel diameter 130mm (5"). Rear self-propelling wheels 600mm (24"). Under seat clearance 465mm (18½"). Aperture size 356x445mm (14-17½").

091183706 Attendant-Propelled

081135367 Self-Propelled

Maximum user weight **125 kg** **19½ st**



2



2

SPARES
Spares are available for this product, for details and full spares listing please contact Customer Services.

PRICES
For up-to-date prices please see our Website, alternatively contact your Sales Representative or Customer Services.

Atlantic Commode Shower Chairs



Modern &
Alternative
Design

Easy
to
Clean

3-in-1

Accommodate
Variety of
Users

Strong &
Durable

Full details see
pages 523 - 524



SQUARE BOWL WITH FOOTREST



DISPOSABLE PANRACK WITHOUT FOOTREST



DISPOSABLE PANRACK WITH FOOTREST



Homecraft Atlantic Commode Shower Chair

The Homecraft Atlantic Commode and Shower Chairs are stylish, easily manoeuvrable and very easy to clean. Available in three widths: 455mm (18"), 510mm (20") and 560mm (22") to accommodate a wider variety of users. The weight capacity of 18" model is 160kg (25st) and 225kg (35¼st) for the 20 and 22" models. The chairs are manufactured from durable plastic coated steel and are ideal where infection control is an issue. All upholstery and braked castors are colour co-ordinated in blue. The multi function armrests are: swing back; drop down; detachable and come complete with an easy to operate hygienic arm catch. The hygienic clip-on aperture seat, backrest and arms can easily be removed for cleaning or stored away. A toilet roll holder is supplied with all models.

Supplied with a square bowl as standard, however an optional perfection pan rack can be fitted enabling the chairs to be used with a re-usable bed pan and a disposable bed pan. Models **091439082** and **091439108** are supplied with a disposable pan rack as standard, enabling the use of a disposable pan only. For full specification, please see the reference table on page 702.



- 091438944** 455mm (18") Without footrests
- 091167485** 455mm (18") With footrests
- 091439082** 455mm (18") Without footrests
with disposable panrack
- 091439108** 455mm (18") With footrests &
disposable panrack

Maximum user weight




Accessories and Spares

- 091439884** Aperture Seat for **091438944** & **091167485**
- 091439850** Aperture Seat for **091439082** & **091439108**
- 091439918** Aperture Seat for **091438951**, **091439066**,
081533660 & **091167501**
- 091184217** Perfection Pan Rack
- 091081876** Perfection Bed Pan
- 091081280** Standard Square Bowl
- 091460112** Spare castor



091439850



091439884



SPARES

Spares are available for this product, for details and full spares listing please contact Customer Services.



BARIATRIC 20" WITH FOOTREST



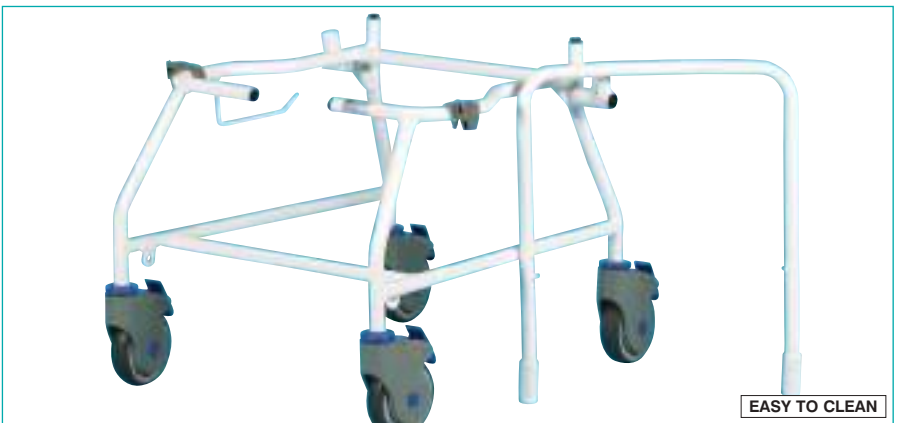
BARIATRIC 22" WITHOUT FOOTREST




BARIATRIC 22" WITH FOOTREST



1 SWING BACK, DETACHABLE ARMRESTS



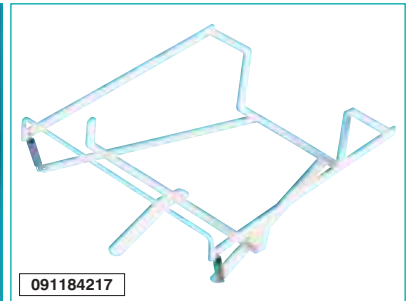
EASY TO CLEAN



091439918



091081280



091184217

Specifications

	091438944 091167485 091439082 091439108	091438951 081533660	091439066 091167501
Overall Height	995mm (39 1/4")	995mm (39 1/4")	995mm (39 1/4")
Overall Width	600mm (23 1/2")	620mm (24 1/2")	670mm (26 1/2")
Overall Depth	780mm (31")	780mm (31")	780mm (31")
Seat Height - Padded	545mm (21 1/2")	535mm (20 3/4")	535mm (20 3/4")
Seat Height - Aperture	535mm (20 3/4")	505mm (19 3/4")	505mm (19 3/4")
Clearance	*See below	440mm (17 1/2")	440mm (17 1/2")
Width Between Armrests	455mm (18")	510mm (20")	560mm (22")
Seat Depth	460mm (17 3/4")	430mm (17")	430mm (17")
Castors	130mm (5")	130mm (5")	130mm (5")
Maximum User Weight	160kg / 25st	225kg / 35 1/4st	225kg / 35 1/4st

*Clearance 091438944 Series (Square Bowl) - 480mm (18 3/4"), (Disposable Pan Rack) - 470mm (18 1/2")



1 Homecraft Atlantic Bariatric Commode Shower Chairs

The bariatric versions have the added feature of a front cut-out on the aperture seat to enable easier personal cleansing.

- 091438951** 510mm (20") Without footrests
- 081533660** 510mm (20") With footrests
- 091439066** 560mm (22") Without footrests
- 091167501** 560mm (22") With footrests

Maximum user weight



SPARES
Spares are available for this product, for details and full spares listing please contact Customer Services.

B BARIATRIC
These products are designed for bariatric users

1 Deluxe Commode Chairs

A high quality chair that looks stylish and unobtrusive in any room. The high seat and side arms provide support when the user is getting on or off the seat. The concealed commode pan has a handle and lid, enabling it to be removed easily and securely for emptying and cleaning. Available in three fabrics, with sapphire being a wipe clean polyester fabric. Seat height 480mm (19"). Seat depth 450mm (17 1/2"). Seat width 430mm (17 1/5") tapering to 380mm (15") at the back. Weight 9.4kg.

091081181 Floral

091081207 Navy

091215227 Rich Brown

Maximum user weight



2 Derby Basketweave Commode Chair

A traditional wooden frame commode chair with woven fibre upholstery in white and beige. The removable seat conceals a plastic commode pan and lid with carrying handle. The high chair sides provide support to the user when rising or lowering. Width between arms (at top) 530mm (20 3/4"). Seat height 470mm (18 1/2"). Seat width 440mm (17 1/4"). Depth 440mm (17 1/4"). Backrest height 775mm (30 1/2"). Arm Height 600mm (23 1/2"). Weight 7.2kg.

091081066

Maximum user weight



FLORAL

1



NAVY

1



RICH BROWN

1



2



SPARES

Spares are available for this product, for details and full spares listing please contact Customer Services.



1 Homecraft Bedroom Commode

This attractively designed woven commode chair integrates subtly into virtually any home décor. The wipe clean weave is flexible and forgiving, giving ample support and comfort for the user. A vinyl covered foam seat pad is supplied, providing a comfortable chair when not in use as a commode. The moulded plastic seat is ergonomically shaped for comfort and also accommodates the easily removable pan, which is supplied with a lid and folding handle for ease of use. Seat height 462mm (18¹/₄"). Seat width 437mm (17¹/₄"). Seat depth 437mm (17¹/₄"). Width at top 519mm (20¹/₂"). Total height 769mm (30¹/₄"). Base width 562mm (22"). Weight 7kg.

091156645

Maximum user weight



2 Extra-Wide Royale Commode Chair

Similar to the standard Royale commode chair, but with a seat width of 530mm (21") for the larger user. All other specifications as above.

091318260

Maximum user weight



3 Royale Commode Chairs

This attractive polished hardwood armchair not only looks stylish, but converts to a commode in seconds. A washable vinyl seat cushion hides the hygienic, sealed plastic tray with integral potty. The inner tray may be removed for cleaning. The commode pan is supplied with a lid, which seals in the contents when the handle is lifted, thus allowing easy removal and transportation. Seat size 430×420mm (17×16¹/₂"). Back height 870mm (34¹/₄"). Height to top of arm rest 670mm (26¹/₃"). Seat height 480mm (19"). Footprint 530×590mm (21×23"). Weight 16.3kg.

091081140 Dusky Pink

091081231 Blue

091081249 Green

091081264 Rich Brown

Maximum user weight



SPARES

Spares are available for this product, for details and full spares listing please contact Customer Services.

1 Extra Wide Commodes

- Offers reinforced framework in heavier gauge steel to cater for users of up to 318kg / 50st on all products
- Modesty cover and back made from soft feel comfort Polyurethane
- Transit wheels on 2 of the legs to enable tipping of the frame and easy moving
- Non-slip, non-marking rubber feet
- 091080647 option comes with: Fixed height, fixed arms and fixed back
- 091080662 option comes with: Adjustable height, Detachable arms and adjustable/detachable back
- All chairs are stackable

Width between arms 700mm (27½"), Seat width 680mm (26¾"), Seat depth 460mm (18"), Seat to top of arm 170mm (6¾"), Seat to top of back 375mm (14¾").

Seat Height

091080647 **A** 450mm (17¾")

091080662 **B** 450 to 600mm (17¾ to 23½")

Maximum user weight



2 Heavy Duty Commode

This extremely robust heavy duty stationary commode chair comes complete with anti bacterial backrest and over seat. Features a clip on, clip off rotational moulded aperture seat and oval potty.

Technical Specification

Seat Height 460 to 610mm (18 to 24")

Seat depth 430mm (17")

Seat to top of arms 180mm (7")

Seat to top of back 420mm (16½")

Width between arms 605mm (23¾")

Orifice width 250mm (9¾")

Orifice depth 280mm (11")

Overall width 620mm (24½")

Overall depth 540mm (21¼")

091437821

Maximum user weight



3 Homecraft Sherwood Bariatric Commode

The Sherwood Bariatric Commode offers the user comfort, stability and independence for use anywhere within the home. This sturdy, metal framed commode has a thick padded backrest and seat, providing the user with additional comfort whilst seated for long periods. A padded seat cover is also supplied. The armrests are simple to remove, allowing the user to side transfer from the bed, wheelchair or even an armchair. Supplied with a large square bowl, which can be easily removed from the front or rear of the commode. Seat height 480 to 635mm (19 to 25"). Seat width 660mm (26"). Seat depth 500mm (20"). Height of armrest 220mm (8¾"). Size of aperture 280x230mm (11x9"). Footprint 670x590mm (26½x23¼").

091422963

Maximum user weight



B BARIATRIC
These products are designed for bariatric users

SPARES
Spares are available for this product, for details and full spares listing please contact Customer Services.

homecraft



1 Extra Wide Bedside Commode

It is often a problem for bariatric users to be seated comfortably. The Bedside Commode has been designed with a number of features that help provide a comfortable seat. Available in two seat widths, 610mm (24") and 710mm (28"). Backrest can be adjusted +/- 60mm (2 1/4") and has curved tubing to ensure comfort for any body shape. Height adjustable from 420 to 550mm (16 1/2" to 21 1/2"). Having the right height for the user ensures success in getting in and out of the chair. Butterfly armrests mean the body doesn't get squeezed getting in to and out of the chair and provide a good grip for sitting and getting up. Easy to clean with the 'no tools required' removable seat pad. High-tech, lightweight tubing to provide the highest strength at the lowest weight. Commode includes a pan as standard. Seat depth 400 to 520mm (15 3/4" to 20 1/2"). Seat height 440 to 590mm (17 1/4" to 23 1/4"). Overall width 730mm (28 3/4") and 830mm (32 1/2"). Distance from floor to seat underside 330-480mm (13-19"). Distance from floor to bucket underside 210-360mm (8 1/4"-14 1/5").

	Seat Width	Weight
091202670	610mm (24")	14kg
091202688	710mm (28")	15kg

Maximum user weight



B



2 Bariatric Mobile Commode

Modern and attractive, this commode is robust and wide enough to suit a bariatric user with comfort and ease. The design enables the chair to be used as a commode, shower chair or over the toilet. The seat and back are manufactured from polyurethane for a soft feel and easy to clean solution. The shape of the reinforced back frame allows the chair to fit flush over the toilet cistern. The height adjustable pram handles ensure that the carer is pushing the patient at the correct position. The armrests can be swung away or removed for side transfers. The footplates clip-on and swing away but are not height adjustable. The oval pan with handle can be inserted to the front or rear of the frame, which allows the frame to be positioned against a wall and still remain in use. All four, 125mm (5") swivel castors are lockable. Weight 31kg.

Technical Specification:

- Seat height 585mm (23")
- Back height 390mm (15 1/2")
- Seat width 640mm (25 1/4")
- Width between armrests 550mm (21 3/4")
- Seat depth 470mm (18 1/2")
- Seat clearance 465mm (18 1/4")
- Orifice width 270mm (10 3/4")
- Orifice depth 410mm 16 1/4")
- Overall depth including foot plates 980mm (38 1/2")
- Overall height 1075mm (42 1/3")

091309996

Maximum user weight



B



B BARIATRIC
These products are designed for bariatric users

SPARES
Spares are available for this product, for details and full spares listing please contact Customer Services.

1 Bariatric Attendant Wheeled Shower Commode Chair

This stainless steel commode can be used as a shower chair, a commode or over the toilet. The chair is extra wide, strongly built and the design takes into account the physical dimensions and levels of comfort required by larger individuals. Available in two widths, 610mm (24") and 710mm (28") with the added option of 'Butterfly' armrests (available in 610mm version only) that add an extra 100mm (4") to the seating width, which means the body doesn't get squeezed getting in and out of the chair. A solid one-piece handle bar ensures that the carer can maintain a good grip and the chair is equipped with industrial vinyl castors for easy manoeuvrability. The extra long, angled armrests are removable to allow easy access for washing or transferring.

The chair has a comfortable padded, split seat that is both waterproof and anti-bacterial. The space between the padded backrest and the seat is 320mm (12½"), this provides the carer with room to manoeuvre the patient into the correct position. The PU foam footrests are width adjustable, spreading up to a total of 1100mm (43¼"), enabling those with larger inner thighs to sit comfortably. Seat depth 560mm (22"). Seat height 550mm (21¾"). Floor to handle bar 990mm (39"). Seat to footrest 400 to 480mm (15¾ to 19"). Footrest width adjustment 580 to 1100mm (22¾ to 43¼"). Backrest size 320x520mm (12½x20½"). Under seat clearance 445mm (17½"). Wheel diameter 125mm (5").

	Standard Armrests	Seat width	Overall width
091180314		610mm (24")	670mm (26¼")
091202704		710mm (28")	770mm (30¼")
	Butterfly Armrests	Seat width	Overall width
091202696		610mm (24")	670mm (26¼")

Maximum user weight



1



1

STANDARD ARMRESTS



1

BUTTERFLY ARMRESTS WITH FOOTRESTS SPREAD

B BARIATRIC
These products are designed for bariatric users

DELIVERY
Delivery is approximately 3 to 4 weeks. These items are shipped direct. Oversize items will be subject to additional carriage charges. See page 790 to 792 for details.



1

homecraft



1

homecraft



2

homecraft



3



4



5



6

1 Homecraft Folding Bottom Wiper

A folding bottom wiper with a moulded plastic head that has recessed serrations to grip the paper. Folds into three for easier storage. Designed to be used from the front. Length 265mm (10¹/₂"), folds down to 120mm (4³/₄") long. Weight 80g.

081305622



2 Homecraft Bottom Wiper

Designed by the Bath Institute for Medical Engineering, this bottom wiper has a moulded plastic head with recessed serrations to grip the paper. Mounted on a long, lightweight curved handle that assists in reaching areas where wiping is difficult. The paper is easily removed after use. Length 265mm (10¹/₂"). Weight 70g.

081305614



3 Bottom Buddy

The answer to personal hygiene when reaching is difficult. A soft, flexible head grips any tissue or pre-moistened wipe securely and releases the paper with the push of a button on the easy-to-use handle. This unique, patented design is comfortable, effective and simple. Length 260mm (10¹/₄"). Weight 160g.

081109958



4 SelfWipe® Toilet Aid

For those with difficulties cleaning themselves after toileting. The unique finger-shaped tip allows pressure to be applied in precise locations, and the SelfWipe® features an easy to-use release button, which releases used tissue into the toilet. Includes a roller handle for toilet tissue for complete one-handed use. The SelfWipe® toilet aid is autoclaveable. Handle length 250mm (10"). Clamp length 125mm (5"). Weight 200g.

091022045



5 Buckingham Easywipe

The Buckingham Easywipe has been specially designed by Occupational Therapist Chris Clarke. This totally new and innovative design overcomes the drawbacks of existing devices and ensures personal hygiene for those who find reaching difficult. The Easywipe has a research-led ergonomic shape, helping those with limited dexterity. The rounded soft and smooth design has a simple, uncomplicated mechanism, which grips the toilet tissue firmly and releases it cleanly without the need to touch the tissue after wiping. Suitable for use with either toilet tissue or wet wipes. The smooth design is easy to use and keep clean. Supplied with a carry case. Latex Free. Length 375mm (14³/₄"). Weight 116g.

081116607



6 Buckingham Compact Easywipe

Following the success of the Easywipe, Buckingham Healthcare have developed a compact Easywipe that folds easily into a discreet travel case. The compact Easywipe features the same benefits for personal cleansing as the standard Easywipe. Folded away in a travel case, the device can be discreetly hidden away in a handbag or pocket. Length 375mm (14³/₄").

081540376



RETAIL PACKAGED
These products are supplied in retail packaging.

1 Homecraft Portable Bidet

A strong plastic bowl that has a soap dish at the front and fits inside most toilet bowls to create a bidet. Autoclavable to 135°C. Width 335mm (13¹/₄"). Length 352mm (13³/₄"). Depth 120mm (4³/₄"). Aperture size 240×280mm (9¹/₂×11"). Weight 325g.

091081579



2 Homecraft Savannah® Splash Sentry

Simple to fit, the Savannah® Splash Sentry clips to a toilet bowl, a raised toilet seat or a toilet frame with a peg-like action. Prevents embarrassing and unhygienic accidents that can happen, for example, when gentlemen sit down to use the toilet. From a seated position the guard deflects urine down into the toilet. Simple to remove for cleaning and for getting on and off the toilet.

081441377



3 P-Guard – Toilet Anti-Splash Guard

Prevents splashes and accidents that sometimes happen when gentlemen need to sit down to use the toilet. Fits in seconds and can be taken off when not needed. The cup slides easily on and off the bracket, making it easy to clean. Can be used with a standard toilet, raised toilet seat or commode. 125×50×175mm.

081124015



4 Our Popular Flexible Splash Guard

Soft and flexible for comfort and safety. Installs quickly and easily onto standard toilet seats. Cleans easily in soapy water or autoclave. Height 140mm (5¹/₂"). Width 150mm (6"). Deflector is 110mm (4¹/₂") and has a 19mm (3/4") dip, to close gap between seat and bowl. Weight 200g.

081169556



5 Family Toilet Seat

A durable white toilet seat made from tough polypropylene plastic. It combines a standard adult toilet seat with a fold down child size toilet seat to reduce the toilet seat size and provide secure seating for the child. It is designed to help to train children to use the toilet and is very easy to use. Fits easily onto most standard toilets, replacing the existing seat. Hygienic and easy to clean. Aperture size of child seat is 170×215mm (6¹/₂×8¹/₂").

091156256

Maximum user weight



6 Padded Toilet Seat Reducer

This contoured seat has a lifted back which reduces the chance of the user sliding. A recessed slot allows the splash guard (89mm) to smoothly slide on and off the seat. The padded seat is vinyl covered and fits standard and elongated seats. Inner bowl 170×190mm (6¹/₂×7¹/₂") diameter. Overall 370×390mm (14¹/₂×15¹/₂").

081046556



RETAIL PACKAGED
These products are supplied in retail packaging.



1 Commode Ring

This ring shaped cushion can be used on most commodes or toilet seats to provide comfort. It is covered in a pale blue waterproofed cotton and has a soft, flame retardant filling. External diameter 406mm (16"). Internal diameter 270mm (10¹/₂"). Weight 425g.

091081355

2 'U' Shaped Commode Cushion

Manufactured with a permeable wipe clean cover and filled with fibre, this commode cushion is extremely comfortable and can fit the majority of commodes. The cushion is held in place on the commode with hook and loop ties. Size 450×450×50mm (17³/₄×17³/₄×2"). Weight 400g.

091161405

3 Commode Cushion

Clinically proven commode cushion that provides better pressure relief and distribution than visco-elastic and some leading air cushions. Washable at 40°C, the cushion can be used on its own or with an optional autoclavable cover as illustrated. Size 500×500×100mm (20×20×4"). Weight 600g.

091081330 Cushion (White)

091081348 Cover Only (Turquoise)

Maximum user weight



SHOWN WITH COVER

£ PRICES
For up-to-date prices please see our Website, alternatively contact your Sales Representative or Customer Services.

1 Handsafe Powdered Vinyl Gloves

Comfortable, cost-effective and suitable for various applications. Box of 100. Natural. Latex free.

091257195 Medium

2 Sterizar Hard Surface Cleaner

Sterizar is an antibacterial alcohol free hard surface cleaner. With advanced barrier technology, any surface treated with Sterizar will remain contamination free from any bacteria type for a minimum of 30 days. Tested food safe and tested to kill MRSA, C-Diff, E-Coli, Salmonella, Legionnaires plus 99.99% of other bacteria. Halal approved.

091321405 **A** 750ml Fragrance Free

091321413 **B** 750ml Lemon Scented

091321421 **C** 5 ltr Fragrance Free

091321439 **D** 5 ltr Lemon Scented

3 Vernagel

This super absorbent powder prevents spillages, minimises residual odours and reduces the risk of cross-infection. It is designed to soak up bodily fluids, such as blood, vomit or urine, and can be used in a urine bottle before use or straight onto a floor spillage. Available as 475g loose powder or in convenient sachets.

Vernagel can easily be disposed of in a macerator.

- Eases nurse workload and saves laundry costs
- Reduces risk of cross infection
- Minimises or eliminates residual odours

091144922 475g Loose Powder

091165513 100 × 6g Sachets



1



2



3

1



BEST SELLER

1 LITRE CAPACITY

2



homecraft

1 LITRE CAPACITY

3



1.5 LITRE CAPACITY

3



1.5 LITRE CAPACITY

4



1.5 LITRE CAPACITY

5



1 LITRE CAPACITY

6



2.5 LITRE CAPACITY

7



NEW

1 LITRE CAPACITY

1 Selina Slipper Pan

This high quality slipper bed pan is manufactured from polypropylene, making it light to handle and comes in an attractive green colour and is supplied complete with lid. Is autoclavable to 137°C. Width 245mm (9½"). Length 335mm (13¼"). Height 50mm (2") rising to 80mm (3¼"). Weight 325g. **091082007**

2 Homecraft General Purpose Bed Pan

General purpose bed pan made from polypropylene. This can be used on the Atlantic commode and shower chairs in conjunction with the perfection pan rack. It can be cleaned by steam, hot water or chemicals. The capacity of the bed pan is 1 litre. Width 300mm (11¾"). Length 380mm (15"). Depth 100 (4"). Weight 1.1kg. **091081876**

3 Fracture Pan

High quality fracture pan available with or without lid. The low profile, side and end handles make it easy and comfortable to use. Made from polypropylene. Is autoclavable to 137°C. Width 310mm (12¼"). Length 450mm (17¾"). Depth 100mm (4").

	Weight
091081959 White without Lid	400g
091081975 White with Lid	600g
091081967 Green with Lid	600g

Maximum user weight **250 kg** **29½ st**

B

4 Economy Bed Pan

This general purpose bed pan is made from white plastic and has a handle and moulded indents for easy transportation. It is easy to clean using steam, water or chemicals. Length 390mm (15¼"). Depth 45mm (1¾"). Width 265mm (10½"). Weight 405g. **091081827**

Maximum user weight **150 kg** **23½ st**

5 Economy Slipper Pan

Designed for immobile patients when in bed. The low profile side and end handles make it easy and comfortable to use. Provided with a lid to prevent spillage. Can also be used as a female urinal. 1 litre capacity. Length 390mm (15¼"). Width 265mm (10½"). Depth 45mm (1¾"). Weight 405g. **091325695**

6 Hospital Bed Pan with Lid

Made from polypropylene, this 2.5 litre bed pan is suitable for both male and female use. Can be cleaned in automatic washer disinfectors or hand washed. Guaranteed for a minimum of 1000 wash cycles. Is autoclavable to 135°C. Suitable for bariatric use. Dimensions 335×308×108mm (13×12×4¼"). **091558741**

Maximum user weight **250 kg** **39½ st**

B

7 Comfortable Bed Pan

Fully autoclavable and holds up to 1 litre of liquid waste. Length 381mm (15") Width 362mm (14¼") Height at the highest point 75mm (3") Weight 400g. **081534304**

Maximum user weight **148 kg** **23¼ st**

1 Uriwell Unisex Urinal

The unique design of the Uriwell allows the device to be used by both men and women. The hermetically sealed lid minimises odours and spilling. The size of a can, the Uriwell expands when necessary with a capacity of 750ml and collapsible to fit neatly into a handbag, bag or glove compartment. Easy to use, the Uriwell bends easily in any direction so that it can be used in any position - standing, lying or sitting with no spilling. Ideal for wheelchair users, those with incontinence and travelling. Compact size: 150×70mm (6×2³/₄"). Extended size 350×70mm (13³/₄×2³/₄").

091208883



1



1

2 Economy Male Urinal

Moulded from clear plastic, this urinal has a snap on lid and handle. The long neck ensures this urinal is easy to use. Capacity 1 litre. Weight 105g.

081610872

3 Economy Female Urinal

This female urinal has a handle for ease of use. Anatomically designed to enable use when sitting, standing or lying. Capacity 800ml, with graduations for output. Weight 110g.

091082049

4 Homecraft Male Urinal Bottle

This lightweight, strong and durable urinal is simple to use and has a snap-on cap to prevent spillages. Easy grip handle. A low spill adaptor is also available. Capacity 1 litre. Also available as a combined set.

	Weight
091082064 Male Urinal	130g
091081777 Adaptor	109g
091558733 Male Urinal & Adaptor (Set)	239g



2

5 Urinal Holder

A coated wire holder to keep urinals close to hand, making them quick and easy to use when needed. Suitable for 091082064.

091082056



3



4

RETAIL PACKAGED
These products are supplied in retail packaging.



5



homecraft



FEMALE URINAL



MALE URINAL



1 Homecraft Cygnet Female Urinal

A clear polyethylene moulded bottle with integral handle, anatomically shaped at the opening. Calibrated for output recording. Weight 160g. Capacity 1 litre.

091081736 Retail Packed

091081728 Non Retail



2 Male Urinal

With the extended neck, this urinal has been designed for convenience and ease of use whilst in bed. Easy to clean, this urinal can be sterilised by boiling or steaming. Non-slip, clip on top reduces the risk of spillage. Capacity 1 litre.

091325646

3 Spillproof Urinal

This urinal is designed to ensure no leakage. No matter what position it is placed in, the contents will not escape. The anti-reflux design means that no cover is required, ensuring the urinal is always ready to use. It can even be left in the bed, making it instantly available to the user. Emptied easily at the back using a choice of two caps supplied, standard twist cap, or a childproof cap preventing any unintended opening. The neck is angled, making it easy to use and the removable handle allows easy cleaning and emptying. Capacity 1 litre, which should not be exceeded. Graduated to allow easy measuring of contents. May be autoclaved up to 130°C.

Weight

091081793 Male Urinal 210g

091081819 Female Urinal 235g

4 Slipper Urinal

A white plastic urinal with rubber end cap for emptying. Suitable for bed or wheelchair use. Weight 230g. Capacity 1 litre. Pan is manufactured from polyethylene. Bung cap is manufactured from co-polymer. Non latex.

091081785

Seating & Bedroom Equipment

Rising Seats & Aids	538 - 539
High Seat Chairs	540
Bed & Chair Tables	541 - 544
Bed & Chair Raisers	545 - 547
Bed Grab Rails	548 - 551
Bed Assists	552 - 556
Cot Sides & Bed Rails	557 - 558

1



1 Uplift Premium Power Seat

The Uplift Premium Power Seat is the portable electric lifting seat that provides 100% lift for those up to 136 kg. For use on most armchairs or sofas, it features uses patented LevelLift™ Technology to gently raise and lower the user.

- Multi-density cushion with memory foam core helps prevent pressure sores
- Zippered, black waterproof cover with comfort mesh for improved airflow, machine washable
- Flexible handle control with large, easy-to-use toggle switch
- Two ergonomic carry handles

Seat depth 497mm (19 1/4"), Seat width 450mm (17"), Height of seat 75mm (3"), Maximum height of seat 355mm (14"), Weight 6kg Cable length 1.2m

091088772 UK plug

Maximum user weight



2



2 Uplift Seat Assist

Portable, lightweight, lifting cushion that transforms any chair into an automatic lifting chair. Self-powered and easy to adjust, it provides a stable, gentle lift that supports up to 70% of a user's weight. It has a built in carry handle. The memory foam cushion conforms to the shape of the user's body providing a superior level of comfort. Supplied with a black, waterproof cover that can be wiped clean with a cloth or removed and machine washed. Available in two user weight ranges. Seat width 430mm (17"). Seat depth 480mm (19"). Base width 380mm (15"). Base depth 410mm (16"). Seat height closed 50mm (2"). Seat height open 260mm (10"). Weight 3.6kg.

User Weight Range

091088699 35-105kg (5 1/2-16 1/2st)

091088707 90-160kg (14-25st)

3



3 UpEasy Lifting Cushion

Similar to the Uplift Seat Assist but with a polyurethane foam cushion and a navy, washable cover. Dimensions are the same as the Uplift Seat Assist.

User Weight Range

091088673 43-100kg (6 3/4-15 3/4st)

091088681 90-154kg (14-24 1/4st)

4



4 Portable Raised Seat

This seat is helpful when transferring to and from a sitting position. The lightweight polyurethane/polystyrene foam cushion has a carry strap, making it easy to lift and carry. Comes with removable and washable cotton cover. Measures 375 x 375mm (14 3/4 x 14 3/4"). Latex free.

Seat Height

081174903 100mm (4")

Maximum user weight



1 CouchCane™ with Assist-A-Tray

With an ergonomic safety handle, this chair aid makes standing and sitting easy and safe. The swivel tray has multiple uses and incorporates a cup holder and utensil compartment. The frame is adjustable in length and height to fit either side of the couch or chair. On the base of the frame there are super grip rubber pads to ensure stability and protect the floor from damage. Height of tray 650 to 800mm (25½ to 31½"). Height adjustment 850 to 1000mm (33½ to 39¼"). Dimensions of handle 150×150mm (6×6"). Diameter of handle 31mm (1¼"). Base length adjustment 500 to 900mm (20 to 35½"). Tray dimensions 400×450mm (15¾×17¾"). Weight limit of tray 13kg. Weight 8.9kg.

081503903

Maximum user weight



2 CouchCane™

This solid steel, 1m long base with anti-slip pads which is placed under furniture, provides stability and prevents furniture from sliding. The long handled cane is height adjustable and interchangeable for left or right side positioning. The cushioned handle provides extra assistance needed to rise from the settee, chair or recliner. Can be height adjusted from 725 to 800mm (28½ to 31½").

081530690

Maximum user weight



3 Bariatric Patient/Dinner Chair

This chair has been designed to be individually adjusted to provide comfortable seating. The backrest can be adjusted +/- 60mm (+/- 2½") and the tubing is bent to provide maximum comfort. The chair is height adjustable from 420 to 550mm (16½ to 21¾"). The armrests are constructed so that they go beyond the seat. This makes it easier to get a good grip when sitting down and getting up. They also bend outwards for a better grip so that the user's body does not get squeezed getting in to and out of the chair. Made from high-tech lightweight tubing to ensure the highest strength at the lowest weight. Seat width 710mm (28"). Seat depth 400 to 520mm (15¾ to 20½"). Overall width 830mm (32¾"). Weight 7.7kg.

091202779

Maximum user weight



B BARIATRIC
These products are designed for bariatric users

1



1 Adjustable Metal Framed Chair

These chairs are adjustable in height, making them suitable for a number of users. The frame is made from steel tubing giving both strength and durability. The seat, back and arm pads are padded for comfort and are covered in easy to clean vinyl. Large rubber feet help to maintain the chair's stability and prevent slipping on hard or soft surfaces. Seat width 480mm (18"). Seat depth 440mm (17½"). Width between arms 495mm (19½"). Overall height 1050mm (41½"). Seat height 440 to 520mm (17½"×20½"). Weight 11.4kg.

091086842 Brown

Maximum user weight



2 Adjustable Metal Framed Chair with Wings

Similar to the 091086842 above, but with side wings for extra comfort and support. Specifications as 091086842. Weight 12kg.

091086826 Brown

Maximum user weight



3 Extra Wide Adjustable Metal Framed Chair

An extra wide seat and reinforced frame for the larger user. Transfer wheels for easier movement. Arms are made from polyurethane. Seat width 610mm (24"). Seat depth 430mm (17"). Width between arms 590mm (23¼"). Seat height 460 to 565mm (18 to 22¼"). Weight 18kg.

091086883

Maximum user weight



B

2



3



B BARIATRIC

These products are designed for bariatric users

1 Easi-Riser Table with Standard Base

This functional, heavy-duty table is ideal for the healthcare environment, especially for hospitals, nursing and residential care home use. The sturdy, light oak laminated tabletop has a raised upstand to prevent items from rolling or falling off. Height adjustable using the easy to use handle, allowing the table to be adjusted to the required height. Anti-trapping safety feature allows the table to rise automatically as it comes in contact with the user. Supplied with four swivel castors for ease of manoeuvrability. Height adjustable between 720 to 1100mm (29 to 44"). Width 930mm (37"). Depth 400mm (16"). Weight 25kg. Maximum total load 30kg.

091089986

2 Easi-Riser Table with Curved Base

A similar version to the standard base table, but with a curved base to allow the table to be positioned around an armchair or wheelchair. Height adjustable between 720 to 1100mm (29 to 44"). Width 930mm (37"). Depth 400mm (16"). Weight 25kg. Maximum total load 30kg.

091089994

3 Easi-Riser Table with Tilting Top and Curved Base

This version of the Easi-Riser has a tilting tabletop and curved base, offering greater benefits to the user. The unique curved base allows the table to be positioned around an armchair or wheelchair. Size of small section 180×400mm (7¹/₅×16"). Size of larger tilting section 700×400mm (28×16"). Weight 25kg. Maximum total load 30kg.

091090018



DELIVERY

Items 1 to 3 are shipped direct. Please contact Customer Services for more information.



days



1 Days Over Armchair Table

This armchair table has a modern, curved laminated teak table top that is easily adjusted in height and angle, enabling the user to read, etc. For additional comfort, it comes with a stylish side table to accommodate refreshments, which can be fitted to either the left or right hand side of the table. Maximum load 10kg. Table top 1090×410mm (43×16"). Side table top 200×200mm (8×8"). Overall width 1310mm (51½"). Height adjustable 750 to 915mm (29½ to 36"). Internal width 906mm (35½").

081610971



2 Kidney Over Chair Table

Based on the concept of the curved office desk, this over chair table is designed to provide maximum armchair comfort. The "kidney" shaped table top provides the user with a comfortable resting position whilst having a large usable work surface. The ergonomically designed height adjustment levers are easy to use, ideal for arthritic hands. This table is the ultimate in both comfort and visual appeal with the beech effect top having a cream retaining edge to match the hard wearing nylon powder coated frame. Fitted with four locking castors for added security and stability. Supplied flat packed. Height adjustable 650 to 800mm (25½ to 31½"). Internal width 690mm (27¼"). Table top width 1040mm (41"). Depth 590mm (23¼"). Table top depth 350mm (14"). Maximum load 25kg.

091171321



3 Fully Adjustable Bed and Chair Table

Attractive, laminated top table that can be fully adjusted to use over a bed or a chair. The table is adjustable in height, width and angle to fit a wide range of users and furniture. Comes with a reversible side table for right or left hand use. Fitted with four locking castors, adding stability and reassurance. An added feature to this table is the safety locking mechanism that avoids over extension. Overall table width 720 to 1220mm (28¼ to 48"). Height adjustable from 700 to 910mm (27½ to 35¾"). Table depth 490mm (19¼"). Table width 900mm (35½"). Weight 12.5kg. Maximum load 15kg.

091162981

SPARES

Spares are available for this product, for details and full spares listing please contact Customer Services.

1 Days Overbed Table without Castors

The overbed table has a laminated teak top and two independent points for adjusting the height, which allows the top to be angled. Rails on the sides of the table top prevent items from slipping off. No castors allow the table to be used with a bed or chair with a low clearance. Maximum load 10kg. Height adjustment 610 to 910mm (24 to 36"). Table top size 610x400mm (24x15 3/4").

- 081611037** **A** Fixed Version
091558253 **B** Flat Pack Version



2 Days Overbed Table with Castors

The overbed table has a laminated teak top and two independent points for adjusting the height which allow the top to be angled. Rails on the sides of the table top prevent items from slipping off. The four castors allow the table to easy glide to and from the bed or chair, ideal for those with limited strength and mobility. Maximum load 10kg. Height adjustment 610 to 910mm (24 to 36"). Table size 610x400mm (24x15 3/4"). Castors 50mm (2").

- 091325745** **A** Fixed Version
091558261 **B** Flat Packed Version



3 Days Overbed Table with Plastic Top

For ease of cleaning, this overbed table has a lightweight plastic top. The height can be adjusted with the ratchet handle. With four castors, the table can be easily moved around the room. Ridge around table edges help to prevent items slipping off. Height adjustment 750 to 1060mm (29 1/2 to 41 3/4"). Table top 705x375mm (27 3/4 x 14 3/4"). Clearance required 92.5mm (3 1/2"). Width between bars at base. 560mm (22"). Width of base bar 340mm (13 1/3"). Maximum load 10kg.

081611045



4 Days Overbed Table

Manufactured from chrome plated and powder coated steel tubing, featuring an easy to clean laminated teak top. The top has raised edges and open corners to prevent items slipping off. Fitted with four castors for easy manoeuvring. Height adjustable from 530 to 820mm (21 1/4 to 32 3/4"). Table top size 540x400mm (21 1/4 x 15 3/4"). Maximum load 10kg.

091439157



5 Dual Action Over Table

With a large tilting section and a small fixed section for items that need to be kept level, this table is useful in a number of situations. The wood effect, laminated tabletop has an edging strip at the front and the back of the tilting section to prevent items falling off. The small fixed section measures 203x381mm (8x15") and the larger tilting section is 610x381mm (24x15"). Easily height adjustable with a single clamp between 711 and 1118mm (28 and 44"). Weight 9.3kg.

091090091



6 Adjustable Bed and Chair Table

This table can be adjusted in height from 620mm (25") to 940mm (37 1/2") to accommodate different heights and patient positions. Four plastic feet are mounted on the base, ideal for use with low base beds and chairs. The attractive light oak laminate top has raised upstands to help retain items when the top is tilted between 0 to 70°. Supplied flat packed. Table height 620 to 940mm (25 to 37 1/2"). Width 620mm (25"). Depth 400mm (16").

091090059

SPARES
 Spares are available for this product, for details and full spares listing please contact Customer Services.



1 Medeci Furniture Raisers

These unique secured raisers enable a variety of furniture to be raised at the heights required for the user. The raisers are easily fitted to a wide range of beds and chairs. Armchairs and beds with castors can be raised from 100mm (4") to 178mm (7"). Chairs and beds with wooden legs can be raised from 50mm (2") to 127mm (5"). The raisers are suitable for uneven floors and are unobtrusive, reducing the risk of tripping. Each set is supplied with four castor replacement bobbins so that when fitting to an armchair or divan bed the castors can be replaced with the adaptors for an even more secure fit. Internal diameter 70mm (2¾").

091186972

Maximum load weight

500 kg **78 st**

2 Langham Multi-Purpose Raiser

Unique in design and versatility, this modular raiser has been carefully developed using feedback received from Occupational Therapists. Designed to raise chairs, settees and beds equally well. Discreet when used under furniture, but has maximum support giving security and reassurance. Each support pivots on the link bars to ensure a snug fit to the side of the furniture either at the corner or as a central support along the side of the bed supported. The whole unit is height adjustable with simple to use clip on sections, each 20mm (¾"), giving a wide range of heights. Height without adjusters is 80mm (3¼"). Supplied as individual sections to ensure you have the parts you need to customise the raiser for the job required. For example, to raise an armchair by 115mm (4½"), you would require two raiser packs, one pack of spreader bars and one pack of height adjusters, leaving you with five spreader bars and four height adjusters for the next chair or bed. See below reference charts for further assistance.



091089127 **A** Multi-Purpose Raiser - Pack of 2 Linked

091089135 **B** Spreader Bar - Pack of 6

091089143 **C** Height Adjusters - Pack of 12

Maximum load weight

500 kg **78 st**



Armchair with four castors

Raise Required	Quantities		
	MPR Unit	Spreader Link Bar	Clip-on Height Section
75mm (3")	2	1	0
95mm (3¾")	2	1	4
115mm (4½")	2	1	8
135mm (5¼")	2	1	12
155mm (6")	2	1	16

Large sofa with six castors

Raise Required	Quantities		
	MPR Unit	Spreader Link Bar	Clip-on Height Section
75mm (3")	3	0	0
95mm (3¾")	3	0	6
115mm (4½")	3	0	12
135mm (5¼")	3	0	18
155mm (6")	3	0	24

Single bed with four castors

Raise Required	Quantities		
	MPR Unit	Spreader Link Bar	Clip-on Height Section
75mm (3")	2	0	0
95mm (3¾")	2	0	4
115mm (4½")	2	0	8
135mm (5¼")	2	0	12
155mm (6")	2	0	16

Double bed with six castors

Raise Required	Quantities		
	MPR Unit	Spreader Link Bar	Clip-on Height Section
75mm (3")	3	3	0
95mm (3¾")	3	3	6
115mm (4½")	3	3	12
135mm (5¼")	3	3	18
155mm (6")	3	3	24

1 Langham Linked Chair Raiser

A set of four moulded blocks, linked together by slotted wooden straps for added security. The system is clamped into position with two wing nuts and the height is adjusted by inserting the blocks supplied. Height raise 50 (2"), 75mm (3") or 100mm (4"). Maximum width of leg 70mm (2³/₄" diameter). Overall width adjustment 432×330mm (17×13"). Maximum chair dimensions 785×685mm (31×27"). Weight 2.5kg.

091089051

Maximum load weight

500 kg **78 st**

2 Langham Linked Bed Raiser

Similar to the 091089051, this has two sets of two moulded blocks linked together for use with a bed. The blocks have a broad base for stability and are adjustable in height, using the inserts supplied. Once adjusted, the units are secured with a wing nut. Height raise 63 to 113mm (2¹/₂ to 4¹/₂" in 25mm (1") increments. Maximum width of leg 70mm (2³/₄" diameter). Overall width adjustment 914 to 1460mm (36 to 57¹/₂"). Weight 3.5kg.

091089085

Maximum load weight

500 kg **78 st**

3 Homecraft Linked Bed Raisers

This metal framed bed raiser is width and height adjustable, providing the user with a more comfortable position whilst getting in and out of bed. The width adjustment allows the raisers to be used on a single, double, queen or king-size bed. To keep the raiser at the required height, a grub screw is inserted into the tube using an Allen key, which is supplied. The telescopic frame is easily installed and adjusted using the black knob. The raiser is fixed to the side of the bed frame using screws for security. Supplied as a pair, one for each end of the bed. Castor size 50mm (2"). Bed width 900 to 1540mm (35¹/₂ to 60¹/₂").

091176262 Wheeled **Height** 97 - 347mm (3³/₄ - 13¹/₂"

Maximum load weight

318 kg **50 st**



PRICES
For up-to-date prices please see our Website, alternatively contact your Sales Representative or Customer Services.

homecraft



homecraft



homecraft



1 Homecraft Wooden Chair Raisers

A hardwood cube in bamboo material with three 16mm ($\frac{5}{8}$ ") recesses of different diameters to suit different leg widths. Cube height 93mm ($3\frac{3}{4}$ "). Height raise 75mm (3"). Maximum diameter of leg 30, 50 or 75mm ($1\frac{1}{4}$, 2 or 3"). Weight 425g each. Supplied as a set of four.

091088855

Maximum load weight **380 kg** **60 st**

2 Homecraft Stackable Cone Raisers

Lightweight but extremely strong moulded cones with a broad base and a recess for the chair or bed leg. They have anti-slip pads to hold castors still. Sold in sets of four.

	Height	Weight
091088822 Chair	90mm ($3\frac{1}{2}$ ")	105g each
091088814 Chair	90mm ($3\frac{1}{2}$ ")	105g each
091088830 Bed	140mm ($5\frac{1}{2}$ ")	145g each

Maximum load weight **222 kg** **35 st**

3 Elephants Feet

By simply placing these feet under the chair or bed, the height will be increased by 90mm ($3\frac{1}{2}$ ") or 140mm ($5\frac{1}{2}$ "). This additional height will provide a more comfortable entrance or exit for the user. Extra wide top will support most types of furniture leg. Supplied as a set of 4. Internal width 90mm ($3\frac{1}{2}$ ").

	Height
091439249 A	90mm ($3\frac{1}{2}$ ")
091439272 B	140mm ($5\frac{1}{2}$ ")

Maximum load weight **380 kg** **60 st**

4 Homecraft Wooden Bed Raisers

A hardwood cube in bamboo material, with one recess in the top and an additional wooden base for greater stability. Designed specifically for beds. Cube height 178mm (7"). Raise 130mm (5"). Maximum leg diameter 75mm (3"). Base 152mm (6") square. Weight 750g each. Supplied as set of four.

091088863

Maximum load weight **380 kg** **60 st**

RETAIL PACKAGED
These products are supplied in retail packaging.



homecraft

1 Langham Sure-Grip Raisers

Designed to make furniture raising as simple as possible. These raisers feature a double grip to firmly hold onto the furniture. Each unit is simple to twist to give a variable height range from 38 to 100mm (1½ to 4"), for furniture with legs up to 70mm (2¾"). These raisers can also accommodate castors, solid divan bases and even block feet by using the included adhesive pad adaptors.

091530195

Maximum load weight

700 kg **110 st**

2 Langham Grip-On Raisers

Cleverly designed raisers that can be adjusted in height and are suitable for either round or square legs. The rubber flanges within each raiser lock them in place around the chair leg, which enables the furniture to be moved without the raisers falling off. Raise 25mm (1"), 50mm (2") and 75mm (3"). Available in three sizes to fit chair or bed leg measurements.

Max. Leg or Castor SizeWeight

091089093	32mm (¼")	500g each
091089101	45mm (1¾")	800g each
091089119	58mm (2¼")	800g each

Maximum load weight

500 kg **78 st**


3 Leg-X Adjustable Raisers

Moulded sleeves that have plastic inserts to give different height raises to chairs. Integral fins and a domed base give a pressure fit over the leg. Useful for odd-shaped legs. Supplied as a set of four with inserts. Sleeve height 200mm (8"). Maximum leg diameter 45mm (1¾"). Height raise 75, 100 or 125mm (3, 4 or 5"). Weight 255g each. Supplied as set of four.

081171305

Maximum load weight

380 kg **60 st**



RETAIL PACKAGED
These products are supplied in retail packaging.



1 Parnell Premier Bed Rail

The Parnell bed rail is the ideal solution to help get in or out of bed. Its attractive, ergonomic design complements virtually any bedroom. Functional, strong, hygienic and safe, it provides the user with confidence and independence. Stored flat when not in use, it can be easily assembled and quickly fitted to the bed without the use of tools. Designed for use with electrically adjustable beds, the bed rail can also be used on domestic beds including divans, pine and steel or wooden frame beds. The bed rail is also compliant with the BS EN 1970:2000 standard. Fits to single or double beds on either side, with a clamp that firmly sits between the floor and the bed base. Comes complete with a full length and width steel floor frame for added stability. The front base is flat so there is no tripping hazard or obstacle to wheelchairs or walking frames. As standard, the rail height is 810mm (32") high. Floor frame length 810mm (32"), width 410mm (16"). Rail height 810mm (32"), width 280mm (11"). Clearance required 38mm (1 1/2"). Weight 9.5kg.

091172550

Maximum user weight



2 Parnell Premier Plus Bed Rail

All the same benefits as the standard Parnell Premier Bed Rail with a few additions. The height to the top of the handrail has been increased to approx 920mm (36 1/4"), making it suitable for higher beds or beds with very thick mattresses. The lead screw has additional height to cater for beds with a high clearance. The rail is also suitable for the larger user, with a maximum user weight of 165kg (26st). Designed for profiling beds it also fits conventional domestic beds. Very simple to assemble and fit to the bed with no tools or ties or straps of any kind being required. Independently tested to the load requirements of BS EN 1970:2000. Rail height 920mm (36 1/4"). Clearance required 38mm (1 1/2").

091324490

Maximum user weight



3 Parnell Premier Platinum Bed Rail

This bed rail is designed for the bariatric user with a maximum user weight of 200kg (32st) making it suitable for higher beds or beds with very thick mattresses. Designed for domestic electric profiling beds as well as conventional domestic beds. Easy to assemble and will fit to the bed with no tools, ties or straps of any kind being required. Independently tested to the load requirements of BS EN 1970:2000 and BE EN 60601-2-52:2010. Rail height 920mm (36 1/4"), minimum clearance required 30mm (1 1/5"), maximum clearance 370mm (14 1/2"), floor frame width 400mm (15 3/4"), floor frame length 820mm (32 1/4"), hand rail width 280mm at top (11").

091555077

Maximum user weight



4 Elland Bed Grab Rail

The Elland bed grab rail has been designed especially to attach to the framework of metal beds. Can be fitted to either fixed or profiling beds. Supplied with two heavy-duty screw clamps that fix to the metalwork of the bed. Handle height 650mm (26"). Handle width 350mm (14"). Weight 2kg.

091089515

Maximum user weight




5 Days Bed Loop

The bed loop provides additional support when getting into and out of bed, or can simply be used as an additional aid to achieve a comfortable position. The bed loop can be easily positioned onto the frame of the bed and can be secured by two ergonomic easy to grip hand knobs. Designed for use with the CasaBeds and similar styles of bed. Gap at widest point 98mm (3 7/8").

091439546

Maximum user weight



1 Bed Leaver®

For many people, rising from a lying to a sitting position and then standing is extremely difficult. Bed grab rails can provide the answer in most cases and also help restore independence to the user. The Liftwell Bed Leaver Bed Grab Rail has become one of the healthcare industry's best known and most trusted bedroom aids. Consisting of a coated steel rail attached to a hard-wearing, wooden baseboard that is sealed and lacquered. Supplied with fixing straps to secure the rail in position on any size bed. Width 330mm (13"). Length 600mm (23½"). Handle Height 500mm (19½"). Weight 4kg.

091089457

Maximum user weight

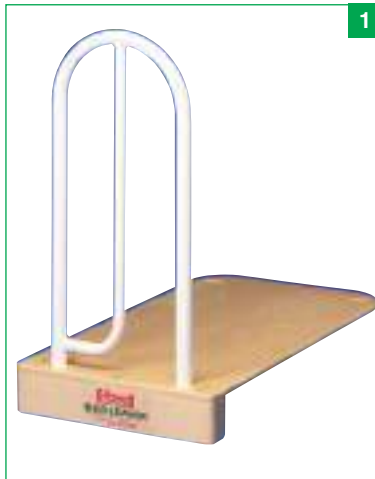


2 Easyleaver® Bed Rail

This device enables the user to pull themselves from a lying position to a seated position when in bed. It also provides support when standing or entering and leaving the bed, thus helping to promote independence within the bedroom. May be used with most beds and cannot be felt through a standard depth mattress. Easy to assemble and supplied with fixing straps for extra security. Suitable for single to king size beds. Width 365mm (14¾"). Length 620mm (24½"). Handle height 470mm (18½"). Weight 3.1kg.

091089424

Maximum user weight



3 Heavy Duty Easyleaver®

Similar to the EasyLeaver above, but bigger and thicker gauge metal giving an increased weight limit for the larger user. Supplied with fixing straps for extra security. Width 440mm (17"). Length 780mm (31"). Handle height 470mm (18½"). Weight 4.3kg.

091089440

Maximum user weight



4 Easyrail®

This extremely popular rail is suitable for use with slatted beds. Specially designed to sit flat within the bed frame and offer all of the benefits of the grab rails above. The single-handle version is ideal for any size bed and the twin-handled version can be used when both occupants need assistance or when a single occupant needs to turn over. Width 445mm (17½"). Handle Height 470mm (18½").


	Length	Weight
091089465	A Single 670mm (26½")	3.5kg
091089473	B Twin 972-1575mm (38-62")	6.9kg

Maximum user weight



SPARES
Spares are available for this product, for details and full spares listing please contact Customer Services.





1 Homecraft Double Loop Bed Stick

This bed stick has a double loop to assist users getting in and out of the bed. It fits securely under the mattress, is adjustable in width and fits single and double beds. Length 980 to 1430mm (38¹/₂ to 56¹/₄"). Height 445mm (17¹/₂").
091325661

Maximum user weight



2 Homecraft Bed Grab Rail

An ultra sturdy bed grab rail, offering stability and confidence to those that have difficulty getting into and out of bed. The height adjustable frame can be positioned to suit virtually any divan style bed. Two legs rest upon the floor and the frame is secured into place via the three colour coded straps provided, ensuring minimal movement when in use. Supplied flat packed, the Homecraft bed grab rail is simple to assemble and fit. Height of handle 850 to 950mm (33¹/₂ to 37¹/₂") from the floor. Width of handle at the top 265mm (10¹/₂"). Size of under mattress frame 620 x 325mm (24¹/₂ x 12³/₄"). Weight 3.5kg.
091089481

Maximum user weight



3 2-in-1 Bed Rail

This 2-in-1 Bed Rail is an award winning bed rail that helps provide secure support for users when getting in and out of bed. The bed rail can be used on both divan and slatted beds. Not suitable for profiling beds.

A slim yet tough base increases the strength of the handles, which allows for a maximum user weight of 25st (160kg). It also minimises the impact of the bed rail under the mattress, giving you a more restful night's sleep. The ergonomic handle makes it comfortable for the user's lifting action from sitting to standing.

The Bed Rail is held securely in place using two easy fit straps. It is detached from the base by two e-clips enabling it to be positioned as required for either type of bed. Can be autoclaved at cleaning cycles up to 80°C. Length 615mm (24"). Width 335mm (13"). Height from bed (slatted) 515mm (20¹/₄"). Base depth 15mm (1/2").
091435221

Maximum user weight



4 Slatted Bed Grab Rail

Suitable for slatted beds. Large base frame for maximum under mattress stability. Base width 625mm (24¹/₂"). Base length 775mm (30¹/₂"). Base to top of handle 480mm (19").
091325752

Maximum user weight



1 Folding Easy Fit Bed Rail

The Folding Easy Fit Bed Rail provides a simple to fit alternative that can be used on both slatted and divan beds. The innovative folding design enables the bed rail to be stored and transported flat, but simply opened and secured with clips when required for use. The bed rail is easily fitted by positioning it between the mattress and bed base with no straps required. The unique anti-slip sections help to retain the bed rail in position during use, reducing movement and increasing security. Overall size: Width 700mm (27½"). Depth 580mm (23"). Height 530mm (21").

091422054

Maximum user weight



2 BedCane™

Heavy gauge steel handle with cushion grip provides support getting in and out of bed. The base is placed under the mattress and a safety strap secures the base to the bed. A removable pin makes the BedCane foldable for storage and portability. Supplied with an organiser pocket which fits over the handle. Adjusts in height from 482 to 559mm (19 to 22").

081195122

Maximum user weight



3 Smart-Rail™

The Smart-Rail is an innovative bed assist rail, designed for those requiring help with standing, moving, or transferring in and out of bed. Unlike fixed bed rails, the Smart-Rail is able to unlock and pivot outward to provide better standing support meaning less reaching or twisting. The solid and secure steel frame is supplied with straps that are attached to the opposite side of the bed frame to minimise movement during use. Standard rail height 762mm (30").

081074624 Smart Rail

Maximum user weight



4 Rise Easy Bed Aid

The rise easy swing away support rail is designed to assist the user in rising from or sitting up in bed, without interfering with bed clothes. Secured with an adjustable base plate that fits under the legs or wheels of a bed. Suitable for all types of beds including profiling. Available in a single or double bed version. Can be used on either the left or right hand side of the bed. Frame height (lowest point) 400mm (15¾"). Frame height (highest point) 740mm (29"). Width adjustment single bed version 762 to 1220mm (30 to 48") or double bed version 1372 to 1525mm (54 to 60").

091439306 Single (30-48")

091439322 Double (54-60")

Maximum user weight





WITH SIDE GUARDS



COLOUR CODED STRAPS



Quick, easy fitting to most bed widths, the Homecraft Mattress Elevator has a smooth, quiet action. Supplied with a small, discreet and lightweight transformer. Available with side guards, for extra safety.

1 Homecraft Mattress Elevator

The Homecraft Mattress Elevator allows those confined to bed for long periods to sit or lie comfortably with a high degree of independence. Easily width adjustable for single through to queen size beds, using the safety pin clip system. Securely fixed into place using colour coded straps that simply clip together around the bed base and mattress. When in use, the Homecraft Mattress Elevator allows the user to rise and recline smoothly, quietly and safely at the touch of a button, thus reducing the need for manual handling. Due to the superior design, the drive mechanism cannot be felt through the mattress, even when in a fully reclined position. The compact transformer is unobtrusive, silent and can be easily hidden. The Homecraft Mattress Elevator allows a user weight of up to 254kg (40st) to be raised and maintained at any angle between 9° and 72°. Available with side guards that, when fitted, will help prevent pets or children from becoming trapped. Overall length 725mm (28 1/2"). Overall width 740 to 1410mm (29 to 55 1/2"). Range of movement 9° to 72°. Weight of elevator unit 11.2kg.

- 091181668** UK Complete
- 091181676** UK without Side Guards
- 091181692** Spare Transformer
- 091181700** Spare Handcontroller
- 091181718** Spare Sideguards

Maximum user weight



B BARIATRIC
These products are designed for bariatric users

SPARES
Spares are available for this product, for details and full spares listing please contact Customer Services.

1 Homecraft Pillow Lifter

Unlike a mattress elevator, this device enables the user to lift and lower one person on a single to king size bed to the desired position, without disturbing the other person. The electrically powered pillow lifter is operated with an easy to use hand control, enabling the user to raise and maintain the pillow at an angle between 9° and 72°. The frame has a maximum user weight of 254kgs (40st) and a width of 740mm (29") for the larger user. A thick padded, flame retardant mattress is provided to ensure excellent comfort for the user. Can be easily wiped clean. Length 1000mm (39¹/₄"). Maximum width 740mm (29"). Weight 15kg.

- 091186600** Complete with side guards
- 091310747** Complete without side guards
- 091181692** Spare Transformer
- 091181718** Spare Sideguards
- 091316207** Spare Handcontroller

Maximum user weight



2 Airflo Leg Lifter

This discreet, portable leglifter is an inflatable device that provides essential assistance to lift and transfer the user's legs into bed independently. Reduces the risk to the carer and increases independent living. Operated using a simple hand controller, which controls the Airflo™ compressor. The leglifter will fit the majority of beds, including profiling beds. Supplied with a detachable cover. Inflated length 1240mm (48³/₄"). Inflated width 570mm (22¹/₂"). Inflated thickness 100mm (4"). Weight 16kg.

091171651

Maximum user weight



1



1



2

B BARIATRIC
These products are designed for bariatric users

SPARES
Spares are available for this product, for details and full spares listing please contact Customer Services.



days



homecraft

1 Days Patient Helper

This free standing Patient Helper is placed under the bed base to give a stable overhead support pole for those who find it difficult to rise out of bed. Designed for raising a person to a sitting position, not lifting the entire weight of the person off the bed. The moulded plastic handgrip can be adjusted in height, 950 to 1310mm (37¹/₂ to 51¹/₂"). Disassembles into three pieces for ease of storage and transportation. Minimum required clearance 45mm (1³/₄"). Overall height 1910mm (75"). Overall width 800mm (31¹/₂"). Overall depth 610mm (24").

091427400

Maximum load weight

125 kg **19¹/₂ st**



2 Swinging Support

Wall mounted support rail assists in horizontal transfers. The support can be set at any of six angles, using a pull chain lock. Strap length adjusts and can also be used in any of four positions along the arm of the support. Length 838mm (33"). Weight 4.7kg.

091024348

Maximum load weight

150 kg **23¹/₂ st**

3 Ceiling Support

Ceiling mounted support that can be positioned above the bed, allowing the user to independently rise from a lying to a seated position. To suit different users, the nylon strap is adjustable in length. The strap has a moulded handle for a secure and comfortable grip. Length 120 to 1500mm (4³/₄ to 59"). Grip size 240mm (9¹/₂").

091176213

Maximum load weight

150 kg **23¹/₂ st**

4 Homecraft Rope Ladder Bed Hoist

A simple idea to assist with sitting up in bed. The bottom ends of the cords tie around the bed legs, and the plastic ladder rungs can be gripped by the user to pull themselves up in bed on a hand over hand movement. Suitable for single or double beds. Rung length 200mm (8"). Diameter 25mm (1"). Cord length 3 metres (9'10"). Weight 285g.

091089895

Maximum user weight

114 kg **18 st**



SPARES
Spares are available for this product, for details and full spares listing please contact Customer Services.

RETAIL PACKAGED
These products are supplied in retail packaging.

MAXIMUM LOAD
The maximum user weight/load given for these products is dependent upon the correct choice of fixings for the mounting surface. For this reason, all rails should be installed by a person who has suitable qualifications and/or experience in installing this type of product, ensuring the fixtures are appropriate for the specific installation.

1 Mattress Topper

The surface of this mattress topper allows it to mould to the body's shape evenly and provide extra comfort. Depth is 50mm (2").

	Size	Dimensions	Weight
091090844	Single	900 x 1980mm (35½ x 78")	1.7kg
091090851	Double	1450 x 1980mm (57 x 78")	2.9kg

2 Mattress Tilter

The Mattress Tilter is used under the mattress at the bottom of the bed to relieve the symptoms of swollen ankles, varicose veins or lower back pain. Alternatively, it can be used under the mattress at the top of the bed to relieve respiratory problems and hiatus hernia. Size 460×630×130>20mm (18×25×5>1"). Made from polyurethane foam. Cover is polyester velour.

091090398

3 Inflatable Elevator Cushion

This inflatable cushion is designed to comfortably relax and elevate the user's legs. Being extremely versatile it can also be used as a back or head support or as a foot cushion. It is easily inflated and deflated with the pump supplied, making it fully portable. Latex free. Size 635×685mm (25×27"). Weight 500g.

091089820

4 Foot Board

A simple device to help prevent people from slipping down when seated in bed. Covered in fleece for comfort, this product is easily attached to the mattress of a divan bed using a quick release buckle. Fits single to king size beds. Width 450mm (18"). Weight 1kg.

091089937

5 Homecraft Bed Fleece

These wool pile fleeces offer both warmth and comfort to the user who is seated or lying for long periods of time. The single pile fleece is also available with fitting straps. All are machine washable and can be tumble dried. Sizes as below.

	Size	Dimensions	Weight
091090810	Hip Pad	690×760mm (27×30")	706g
091090828	Single Bed	690×1520mm (27×60")	1.65kg
091090836	Single with Straps	920×1520mm (36×60")	1kg



LATEX FREE



MACHINE WASHABLE

homecraft





1 Homecraft Adjustable Back Rest

This back rest is adjustable via a simple ratchet mechanism, making it suitable for a wide variety of users and situations. Height of back 570mm (22½"). Width 500mm (19¾"). Depth of base 390mm (15½"). Weight 2.2kg.

091089713

Maximum user weight

127 kg **20 st**

2 Homecraft Deluxe Bed Rest

This deluxe back rest is manufactured from chrome plated steel and comes complete with a comfy white vinyl back. Can be adjusted to four positions to suit the needs of the user. Easily folded flat for storage and transporting. Height adjustment 280 to 430mm (11 to 17"). Overall width 650mm (25½"). Overall depth 540mm (21¼").

091325638

Maximum user weight

125 kg **19½ st**

3 Homecraft Comfy Back Rest

Secure and comfortable, this back rest will adjust to a number of positions, from a low lying angle, to an upright sitting position. The metal frame is covered with a breathable nylon fabric and is supplied with a small pillow for extra comfort. Maximum height of back 580mm (22¾"). Width 650mm (25½"). Depth 500mm (19½"). Weight 2.8kg.

091089721

Maximum user weight

113 kg **17¾ st**

4 Homecraft Chrome Folding Bed Cradle

Manufactured from chrome plated steel, this bed cradle fits under the mattress and folds away flat for storage when not in use. Supports the weight of bed clothes and reduces contact with the user's injury. Height 510mm (20"). Length 500mm (20½"). Overall width 210mm (8¼"). Maximum load 5kg.

091325620

5 Folding Bed Cradle

This fixed height bed cradle has arms to keep the bed clothes off the body. The base is placed between the mattress and bed base. The arms fold flat for storage and transport. It is also narrow, making it ideal for travelling. Folded width 362mm (14¼"). Folded depth 63mm (2½"). Upright height 495mm (14½"). Width of frame 362mm (14¼"). Length of frame 510mm (20"). Weight 2.6kg.

081566876

6 Homecraft Adjustable Bed Cradle

A simple metal frame, whose base slips between the mattress and the bed base and the top forms a support cradle for the bed clothes to keep them clear of the feet and legs. The height is adjusted easily and the frame is in two parts for easy storage or transport. For use at the side or end of the bed. Height 454 to 680mm (18 to 27"). Width 356mm (14"). Length: Top 565mm (22½"); Base 710mm (28"). Weight 3kg.

081305671



£ PRICES
For up-to-date prices please see our Website, alternatively contact your Sales Representative or Customer Services.

1 Parnell Premier Cot Side Rail

The Parnell Premier Cot Side Rail has been designed for use with all domestic beds including adjustable beds. Tested by the University of Newcastle to BS EN60601-2-52:2010, the Parnell Premier Cot Side Rail helps to prevent patients from falling out of bed. Easy to assemble and fit with no tools, ties or straps required. The front footplates are flat so there is no tripping hazard or obstacle to wheelchairs or walking frames. Able to withstand a force/pull of 50kg in any horizontal direction when attached to the bed. Can be used with single, double or king size beds. Overall length 1220mm (48"). Overall height 870mm (34¹/₄"). The inner bars have a distance of 80mm (3¹/₄"). Minimum clearance required 30mm (1¹/₄"). Maximum clearance of 318mm (12¹/₂").

091322023

Maximum user weight



2 Homecraft Castle Adjustable Cot Sides

The Castle cot sides fit between the mattress and the bed base. Adjustable in width for single or double beds and also in length. They can be adjusted in height, using a pin clip system. The cot side is dropped down by a simple push button release and raised up with a click, lock action. The whole side can be removed easily to give quick access for making the bed. Bed width 840 to 1370mm (33 to 54"). Side rail length 1266 to 1866mm (50 to 74"). Height of top rail over bed base 366 to 591mm (14¹/₂ to 23"). Side drop on release 250mm (10").

Weight

091089309 One Side 9.1kg
091089325 Two Sides 14.4kg



3 Homecraft Night Rail

This rail is secured by means of two long arms that slip under the mattress. It can be easily removed and disassembled into three pieces for storage. The clip-on nylon cords must be secured around the legs of the bed for safety. Height above base 360mm (14¹/₄"). Width of mattress arms 610mm (24"). Length of side rail 935mm (37"). Weight 2.3kg.

091089358



4 Side Wedges

These side wedges help to prevent a patient from falling out of bed and are especially suitable in situations where restraint is an issue. A cotton draw sheet is held in place by straps that have quick release buckles. The wipe clean wedges are secured into position onto the draw sheet with two hook and loop strips. Size of wedges 900x200x200mm (35¹/₂x8x8").

091089671 Side Wedges and Draw Sheet Kit

5 Days Buffer Pads for Home Bed Rails

Features & benefits

- Polycore pads that fit the length of the bed rails
- Makes a barrier between user and bed rails
- Machine washable
- Suitable for use with 8, 8L or 8M Home Bed Rails
- Tested to BS 7175:1989
- User comfort
- Helps to prevent injury
- Hygienic
- Safe

Specifications

Length	183cm (72")
Width	43cm (17")

091438266



MACHINE WASHABLE

days



1 Homecraft Cot Side Bumpers

Made from thick foam, covered with wipe clean fabric. These bumpers are made to fit a variety of cot sides and are easily fastened in place. Supplied as a pair. Length 1524mm (60"). Depth 381mm (15"). Weight 1kg each.

091089333

2 Full Length Cot Side Bumpers

These foam pads are covered with a wipe clean vinyl and have a hook and loop closure along the length to secure them to a range of cot sides. Suitable for most profiling beds. Supplied as a pair, each one 2m (78³/₄") long. When mounted, they are 390mm (15¹/₄") deep. Weight 2kg each.

091089341

3 Connected Cot Side Bumpers

To prevent the patient from pushing their limbs between the cot sides and the mattress, this unit has two bumpers that are sewn together with a connecting loop. Covered in a wipe clean vinyl, the bumpers are well padded for protection against knocks and bumps. Once in position, the mattress secures the system. Length 1340mm (53"). Height 760mm (30").

091089663

4 Posey Horseshoe Wedge

Helps prevent patients from entrapment in the headboard, footboard or side rails. Also deters patients from bed exit. The hook and loop flaps secure the wedge under mattress and the straps secure to the side rails, headboard or footboard. The wedge rises 250mm (10") above the mattress surface. Made of soft, durable foam and covered in wipe-clean vinyl, making cleaning easier. Length 950mm (38"). Height 425mm (17"). Depth 50mm (2").

081138965



Falls Management

Fall Alarms	560 - 561
Patient Monitors & Alarms	562 - 563
Fall Mats	564
Home Safety	565
Days Red Walking Frames	566

Fall Alarms



How do I choose an Alarm?

Personal Magnet Alarms

Personal Magnet Alarms are easy to use, reliable and will suit just about every situation where a high fall risk patient needs monitoring. The pull cord clips to the patient's clothes and when the patient moves too far, the magnetic hold will disengage and sound the alarm.

Alarm Monitors

Alarm Monitors work in conjunction with sensor pads. They are good for low activity patients and only trigger the alarm if their body weight is removed from the sensor pad. Once the weight is back on the pad the alarm will go off. Can be used on beds or chairs and available in three versions, Economy, Standard and Deluxe.

ECONOMY

Low cost with basic functionality.

STANDARD

Tone switch, mains adaptor and nurse call jack.

DELUXE

All the same features as the standard with the added feature of voice record. Great for patients who simply need a reminder to sit or lay back down, call for help or who get agitated at the sound of an alarm beeping.



Magnet Alarm

This simple alarm is easy to operate, allows a quick response and is reliable and economical too. It is designed to be used on chairs with the cord attached to patient's clothes so that the alarm is activated when the cord is pulled as a result of the patient starting to stand. The pull string has a 25mm (1") diameter magnet on one end and a spring-loaded metal clip on the other. The alarm triggers and the red light illuminates when the magnet is pulled away from the alarm. A spring-loaded clip is included on the unit for easy attachment to a wheelchair.

Key features:

- The alarm unit measures 127×51×32mm (5×2×1¼"), making it small and discreet.
- Durable design – doesn't need an expensive rubber protector. Passed drop test by independent lab simulating 500 drops.
- A volume adjustment switch inside the battery compartment can be set at high (105dB) or low (90dB).
- The included 9V battery has an extra secure fit. When the alarm is dropped, the battery does not fall out of the alarm and also, makes it more difficult for patients to disable the alarm.
- Red, low battery light flashes when battery is low.
- Tool free battery door
- The length of the pull cord can be adjusted up to 762mm (30") allowing flexibility on how far the patient is able to move before activating the alarm.

- 081561489** Magnet Alarm
- 081561604** Replacement Magnet Pull Cord – Pack of 5

Alarm Monitors

For use with the chair sensor pads and bed sensor pads. The units are easy to move from wheelchairs to beds and the state-of-the-art technology ensures patient safety. These monitors, along with the pads, activate an alarm when a patient stands up or shifts weight off the pad.

- Sensor Pad Connect (green flash): Indicates that the alarm and pad have been connected and the alarm system is ready to use. The green flash goes off when the pad is lost, not connected or faulty.
- Low Battery Alert (amber flash): If the light is flashing, replace battery immediately.
- Alarm Alert (red flash): Patient has moved off the pad and needs assistance.
- Reset button needs to be pressed 3 times in 2 seconds to reset the alarm. This helps to prevent patient tampering.
- Includes a mounting strap, mounting hardware and a 9V battery.
- Economy and Standard Alarm Monitors have two tones to choose from and the Deluxe Alarm Monitor has one tone and a voice record feature.

- 081562537** Economy Alarm Monitor
- 081561497** Standard Alarm Monitor
- 081561505** Deluxe Alarm Monitor
- 091514520** Alarm Monitor Bed Bracket Clip
- 091527779** Mains Adaptor UK Plug



Code	Description	Connect Pad LED Indicator	Alarm LED Indicator	Low Battery LED Indicator	Reset Button	High/Low/Silent switch	0/1/2 second Delay Switch	Tone Switch	Voice Record	Nurse Call Jack	Mains Adaptor
081562537	Economy Alarm Monitor	x	x	x	x	x	x	x			
081561497	Standard Alarm Monitor	x	x	x	x	x	x	x		x	x
091514512	Deluxe Alarm Monitor	x	x	x	x	x	x	x	x	x	x

Alarm Sensor Pads

These durable vinyl-covered pads activate the alarm monitor when the patient rises or moves off the pad. Sensor pad set up instructions are printed on the pad for convenience along with a location to record the initial date of use.

Chair Sensor Pads

- 081561513** 254×381mm (10"×15") 90-Day
- 081561521** 254×381mm (10"×15") 180-Day
- 081561539** 254×381mm (10"×15") 1-Year

Bed Sensor Pads

- 081561547** 254×762mm (10"×30") 90-Day
- 081561562** 254×762mm (10"×30") 1-Year
- 081561588** 508×762mm (20"×30") 180-Day
- 081561596** 508×762mm (20"×30") 1-Year



Bed Sensor Pads



Chair Sensor Pads



<p>90-Day Sensor Pads Ideal for hospitals and patients who have a short-term stay</p>	<p>180-Day Sensor Pads Useful for most rehab stays because of its durability</p>	<p>One-Year Sensor Pads Long-term stays or at-home use benefit from this most durable pad</p>
--	---	--

1



1 Fall Savers Floor Sentry Monitor

This versatile, easy-to-use, high quality bed and chair alarm system is an affordable tool for helping to manage fall risk patients and residents in care. The Fall Savers Monitor is a portable battery powered bed and chair alarm designed for use with either a bed or chair seat sensor pad. The monitor sounds an alarm when the patient's weight moves off the bed or chair seat sensor pad. Can also be used with a durable floor sensor pad to sound an alarm when the patient steps onto the floor sensor pad. The system is effective on patients weighing 28kg or more. With a high and low volume switch, the alarm can be adjusted to suit the current environment. To reduce false alarms, the monitor has an adjustable delay switch to assist the carer and patient. There is also a by-pass feature built-in, which allows the patient to be escorted out of a bed without sounding the alarm.

Floor pad 762×381mm (30¹/₂×5¹/₄"). Compatible with SafePresence Sensor Mats.

091163054 Monitor

091162999 Floor Sensor Pad

2 Fall Savers Accessories

Not Illustrated

091163062 Nurse Call Connection Kit

3 SafePresence™ Bed Sensor Pad

The bed sensor is a thin flexible sensor pad used with the SafePresence Status Monitor and Audio Attendant, placed on top of the mattress and under the mattress cover without any discomfort to the person. The bed sensor detects the weight of the person being monitored and activates the monitor when the person leaves the bed. The robust sensor pad features antibacterial properties. Length 840mm (33¹/₂"). Width 500mm (20").

091310770

4 SafePresence™ Floor Sensor Pad

This heavy duty, floor sensor pad lies on the floor next to the bed or chair and connects to the SafePresence Audio Attendant monitor. When the person being monitored steps onto the floor sensor pad an alarm is activated on the Audio Attendant wireless remote. Length 890mm (35³/₈"). Width 610mm (24²/₈").

091310796

1



FLOOR SENSOR PAD

3



4



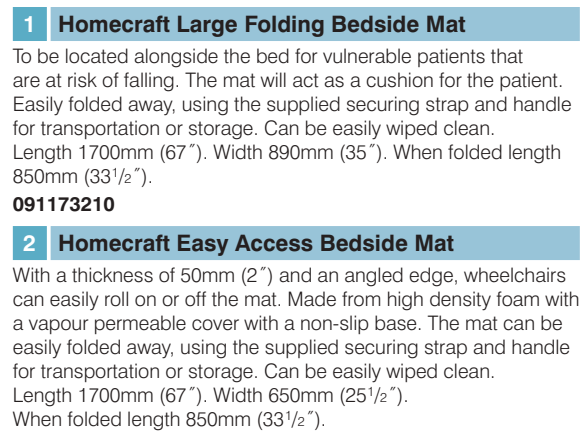


1 Helmet Skull Guard

Padded helmet that is flexible to comfortably conform to the contours of the head. Designed for children and adults with functional disorders that can make them liable to head injury, e.g. epilepsy, head drop syndrome, poor balance, autism, hydrocephalus, cerebral palsy with spastic diplegia, spinal cord hernia and haemophilia. The chin strap has a slide buckle to allow length adjustment.

To size, measure circumference of head.

	Size	Colour
091252907	46cm	● Bright Red
091252915	47cm	● Blue
091252923	48cm	● Blue
091252931	49cm	● Blue
091252949	50cm	● Blue
091252956	51cm	● Blue
091252964	52cm	● Blue
091252972	53cm	● Blue
091252980	54cm	● Blue
091252998	55cm	● Dark Brown
091253004	56cm	● Dark Brown
091253012	57cm	● Dark Brown
091253020	58cm	● Dark Brown
091253038	59cm	● Dark Brown
091253046	60cm	● Dark Brown
091253053	61cm	● Dark Brown



1 Homecraft Large Folding Bedside Mat

To be located alongside the bed for vulnerable patients that are at risk of falling. The mat will act as a cushion for the patient. Easily folded away, using the supplied securing strap and handle for transportation or storage. Can be easily wiped clean. Length 1700mm (67"). Width 890mm (35"). When folded length 850mm (33 1/2").

091173210

2 Homecraft Easy Access Bedside Mat

With a thickness of 50mm (2") and an angled edge, wheelchairs can easily roll on or off the mat. Made from high density foam with a vapour permeable cover with a non-slip base. The mat can be easily folded away, using the supplied securing strap and handle for transportation or storage. Can be easily wiped clean. Length 1700mm (67"). Width 650mm (25 1/2"). When folded length 850mm (33 1/2").

091173202

3 Homecraft Triple Folding Bedside Mat

A high density foam mat that is covered with a vapour permeable cover and a non-slip base. The mat can be easily folded away, using the supplied securing strap and handle for transportation or storage. Can be easily wiped clean. Length 1700mm (67"). Width 650mm (25 1/2"). When folded length 566mm (22").

091173194

4 Fall Out Mat

Suitable for use with a low level bed, this high density foam mat is covered in vinyl and folds for storage. Helps to reduce the possibility of impact related injuries when the situation dictates that bed rails should not be used. The mat folds into three for storage and transport. Size 1850x600x50mm (72 3/4x23 1/2x2").

091089630

1 Parnell Premier Cot Side Rail

The Parnell Premier Cot Side Rail has been designed for use with all domestic beds including adjustable beds. Tested by the University of Newcastle to BS EN60601-2-52:2010, the Parnell Premier Cot Side Rail helps to prevent patients from falling out of bed. Easy to assemble and fit with no tools, ties or straps required. The front footplates are flat so there is no tripping hazard or obstacle to wheelchairs or walking frames. Able to withstand a force/pull of 50kg in any horizontal direction when attached to the bed. Can be used with single, double or king size beds. Overall length 1220mm (48"). Overall height 870mm (34¹/₄"). The inner bars have a distance of 80mm (3¹/₄"). Minimum clearance required 30mm (1¹/₄"). Maximum clearance of 318mm (12¹/₂").

091322023

Maximum user weight

**2 Homecraft Cot Side Bumpers**

Made from thick foam, covered with vapour permeable, wipe clean fabric. These bumpers are made to fit a variety of cot sides and are easily fastened in place. Supplied as a pair. Length 1524mm (60"). Depth 381mm (15"). Weight 1kg each.

091089333**3 Dycem® Nose Over Toes Mat**

This innovative floor mat is designed to provide better traction underfoot and to prompt the user to position their feet correctly and adopt an appropriate position when transferring in or out of a chair.

091535541**4 Dycem® Non-Slip Floor Mat**

The Dycem Non-Slip Floor Mat has been designed to provide a stable, non-slip base for a patient when they are being transferred in any situation where the floor surface is slippery or potentially unsafe. Length 600mm (23¹/₂"). Width 450mm (18"). Weight 943g.

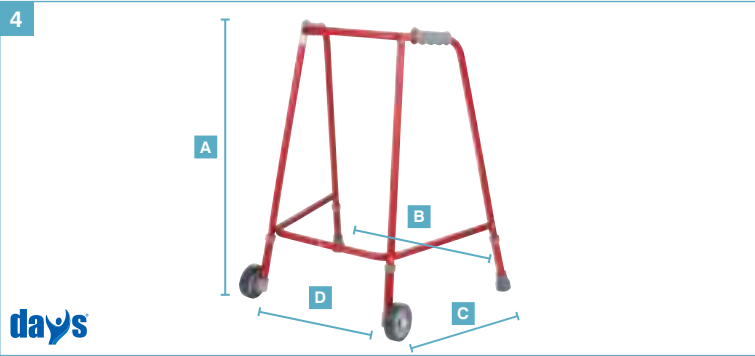
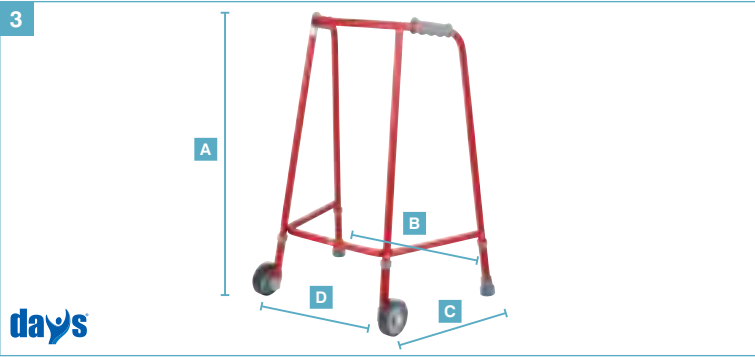
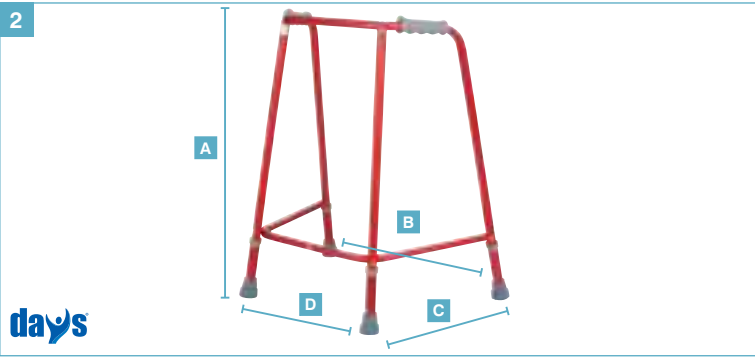
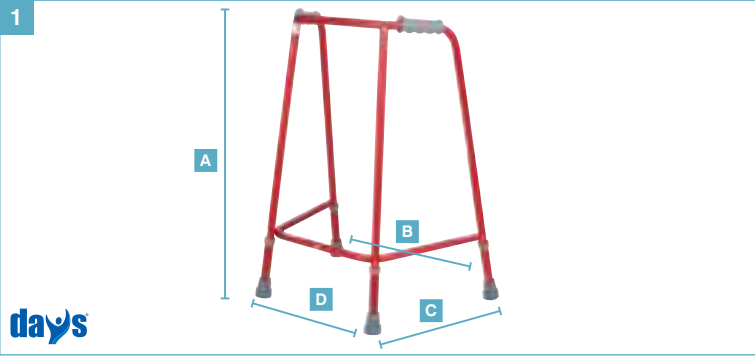
091102912 Blue**091102920** Grey**5 Home Safety Alert**

A wireless calling alarm system with one main receiver unit and two pendant calling transmitters. Call button and Panic button on each pendant. The main unit receives and recognises who is calling and the urgency using different sound and coloured light signals. A quick reset button on the main unit can cancel the call or alarm. Each transmitter uses 1 x 23A 12v battery (included) and the receiver unit is powered by a 6v adaptor (included) or 4 x AA batteries (not included).

091105105

RETAIL PACKAGED
These products are supplied in retail packaging.












Our most popular walking frames are now available in vibrant Metallic Red

These new RED Days Walking Frames were developed to meet demand from the NHS market for use with patients with dementia.

Bright colours can highlight important objects, making them easier for people with dementia to find and use making this range ideal to help increase the mobility for patients with dementia and reduce the risk of potential falls.

-  Wheeled and Non-Wheeled versions available
-  Hard anodised finish for durability
-  Comfortable latex free PVC handgrips
-  Low maintenance and easy to wipe clean
-  Lightweight aluminium frame
-  Simple push button height adjustment
-  Non-marking rubber ferrules

1 Days Adjustable Height Narrow Walking Frame

- Size**
- 091553890** Small
 - 091553866** Medium
 - 091553882** Large

2 Days Adjustable Height Standard Walking Frame

- Size**
- 091553775** Small
 - 091553767** Medium
 - 091553759** Large

3 Days Adjustable Height Narrow Wheeled Walking Frame

- Size**
- 091553874** Small
 - 091553841** Medium
 - 091553858** Large

4 Days Adjustable Height Standard Wheeled Walking Frame

- Size**
- 091553809** Small
 - 091553791** Medium
 - 091553783** Large

Spares

- 091356120** 25mm PVC ferrule
- 091553981** Wheeled Extension Legs

Specifications						
	Size	Overall Width B	Width at Front D	Depth C	Min. Height A	Max Height A
091553890	Small	59cm (23½")	41cm (16")	46cm (18")	70cm (27½")	78cm (30¾")
091553866	Medium	60cm (23¾")	42cm (16½")	46cm (18")	80.5cm (31¾")	88.5cm (34¾")
091553882	Large	62cm (24½")	42cm (16½")	46cm (18")	87.5 cm (34½")	95.5cm (37½")
091553775	Small	65cm (25½")	46cm (18")	49cm (19¼")	67cm (26½")	75cm (29½")
091553767	Medium	66cm (26")	47cm (18½")	55cm (21½")	77cm (30¼")	85cm (32½")
091553759	Large	67cm (26½")	51cm (20")	57cm (22½")	87cm (34¼")	95cm (37½")
091553874	Small	59cm (23½")	50cm (19¾")	49cm (19¼")	73cm (28¾")	81cm (31¾")
091553841	Medium	60cm (23¾")	51cm (20")	49cm (19¼")	83.5cm (33")	91.5cm (36")
091553858	Large	62cm (24½")	51cm (20")	49cm (19¼")	90.5cm (35¾")	98.5cm (38¾")
091553809	Small	65cm (25½")	55cm (21½")	52cm (20½")	70cm (27½")	78cm (30¾")
091553791	Medium	66cm (26")	56cm (22")	58cm (22¾")	81cm (31¾")	89cm (35")
091553783	Large	67cm (26½")	51cm (20")	57cm (22½")	87cm (34¼")	95cm (37½")

Pressure Care

Seating 568 - 575

Supports 576

Elbow & Heel Protectors 577 - 578

Pressure Care **Classic-Med Cushion™**

The Classic-Med Cushion has a multi-stretch, vapour permeable and waterproof PU cover. Impregnated with acti-fresh biocide to help prevent the build up of bacteria, ensuring it can be easily cleaned to aid disinfection protocol.

1 Classic-Med Cushion™

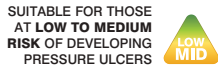
Features

- Contoured cushion surface provides a greater weight distribution and a more comfortable support for the patient
- Internal air channels in the foam's surface help to reduce the build up of heat and moisture on the skin
- The cushion cover can be wiped down or completely removed and laundered up to 95°C to aid in decontamination protocol

091537356 430×430×100mm (17×17×4")

091537364 510×510×100mm (20×20×4")

Maximum user weight



Specification

Max. Weight Limit	17 stone / 108 kgs
Risk Factor	Low to Medium Risk
Warranty	2 years
Cushion Weight	2 kgs
Safety Standards	BS EN 597-1 Cig, BS EN 597-2 Match, BS7177: 1996 Crib Source 5



Memo-Pad Cushion™

The Memo-Pad Cushion has a multi-stretch, vapour permeable and waterproof PU welded cover. Impregnated with acti-fresh biocide to help prevent the build up of bacteria, ensuring it can be easily cleaned to aid disinfection protocol.

The high frequency welded seams and a fully concealed zip reduces the possibility of fluid ingress and aids infection control.

2 Memo-Pad Cushion™

Features

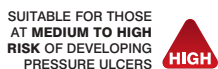
- The multi-stretch PU welded cover is waterproof and vapour permeable with acti-fresh biocide to help prevent the build up of bacteria ensuring, it can be easily cleaned to aid disinfection protocols
- The cushion cover can be wiped down or completely removed and laundered up to 95°C to aid decontamination protocols
- The temperature sensitive visco-elastic foam moulds to the shape of the sacral area providing greater weight distribution and pressure reduction

091537372 430×430×50mm (17×17×2")

091537380 430×430×76mm (17×17×3")

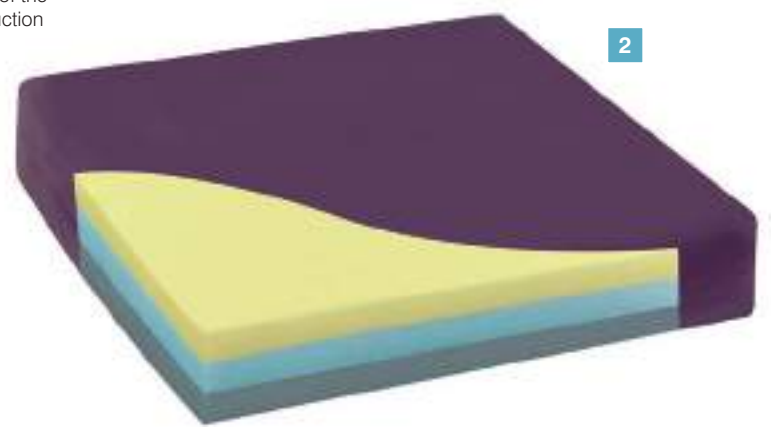
091537406 510×510×76mm (20×20×3")

Maximum user weight



Specification

Max. Weight Limit	23¾ stone / 152kgs
Risk Factor	Medium to High Risk
Warranty	2 years
Cushion Weight	3 kgs
Safety Standards	BS EN 597-1 Cig, BS EN 597-2 Match, BS7177: 1996 Crib Source 5



Apollo 4 and 4+ Cushion

The Apollo 4 is a high specification cushion that is ideally suited for use in an Acute Hospital, Nursing Home or Community environment also offering the Apollo 4+ while out and about still giving the client the same pressure reduction and care through the new innovation of the battery operated pump system that will run for up to 24 hours with an average client weight of 13 stone (82.7kgs).

If the pressure drops below the required setting on the Apollo4+, the system will automatically activate the compressors to maintain the support pressure by setting the cells to static mode.

The Apollo 4+ can also be supplied with a Patient hand controller which simply connects by USB to offer the client a little bit extra.

The waterproof vapour permeable cover on both models can be easily wiped clean or laundered at 95°C.

091537497 Apollo 4
091537505 Apollo 4+

Maximum
user weight



SUITABLE FOR THOSE AT
HIGH RISK OF DEVELOPING
PRESSURE ULCERS **HIGH**

Specification	
Max. Weight Limit	18 stone / 114.5kgs
Risk Factor	High Risk
Warranty	2 years
Cushion Dimensions	45×45×10
Cushion Weight	4 kgs
Power Unit Dimensions	Apollo 4 30×19×11cm Apollo 4+ 30×19×11cm
Power Unit Weight	2 kgs
Safety Standards	IEC601/1 BS5724 Part 1
Voltage	AC230v 50Hz
Noise Level	NC27
Power Input	12w
Fuse	T1A

APOLLO 4+ CUSHION



APOLLO 4 CUSHION



1 Homecraft Inflatable Seat Cushion

An inexpensive inflatable cushion for improved comfort and air circulation when seated. Inflates easily by mouth. Size 455×455mm (18×18"). Weight 200g.

091090968

Maximum user weight



SUITABLE FOR THOSE AT LOW RISK OF DEVELOPING PRESSURE ULCERS



2 Homecraft Eco Foam Cushion

This general purpose cushion is designed for basic pressure relief for wheelchair and seated users. Foam cushion with two way PU coated nylon stretch cover. Size 430×430×80mm (17×17×3 1/4"). Weight 400g.

091091156

Maximum user weight



SUITABLE FOR THOSE AT LOW RISK OF DEVELOPING PRESSURE ULCERS



3 Homecraft Visco Wave Cushion

Unique visco wave upper surface, combined with high density foam that distributes pressure more evenly. The visco wave cushion has been designed for use in a wheelchair and/or day care chairs, by patients in the low/medium risk category. Supplied with a removable cotton cover. Size 420×420×75mm (16 1/2×16 1/2×3"). Weight 2kg.

091173566

Maximum user weight



SUITABLE FOR THOSE AT LOW TO MEDIUM RISK OF DEVELOPING PRESSURE ULCERS



4 Homecraft Posture Wave Cushion

The high resilient foam provides a comfortable upper surface with a central insert for posture support. Provides bony prominences protection at the base of the spine with integral safeguard foam inserts. The cushion has a removable cotton cover with a zip opening. Designed for use in a wheelchair and/or day care chairs, by patients in the low/medium risk category. Size 420×420×75mm (16 1/2×16 1/2×3"). Weight 2kg.

091173541

Maximum user weight



SUITABLE FOR THOSE AT LOW TO MEDIUM RISK OF DEVELOPING PRESSURE ULCERS



5 Homecraft Coccyx Wave Cushion

Superior wave upper surface with a high density foam insert, which offers greater cushioning to the coccyx. The vertex cushion provides coccyx protection at the base of the spine with an integral safeguard foam insert. Designed for use in a wheelchair and/or day care chairs, by patients in the low/medium risk category. Size 420×420×75mm (16 1/2×16 1/2×3"). Weight 2kg.

091173558

Maximum user weight



SUITABLE FOR THOSE AT LOW TO MEDIUM RISK OF DEVELOPING PRESSURE ULCERS



RETAIL PACKAGED
These products are supplied in retail packaging.



1 Homecraft Gel Plus Cushion

Development of the original Gel cushion has led to this unique Gel Plus cushion that combines combustion modified high resilient foam with visco elastic heat sensitive foam and silicon gel, to provide the user with the ultimate in comfort. Designed for those wheelchair users or seated patients that are at high risk of developing pressure sores. The cushion cover offers a PU coated 2 way stretch fabric top/side panels and non-slip base with sewn seams and zip opening. Size 430×430×80mm (17×17×3"). Weight 1.5kg

091163906

Maximum
user weight



SUITABLE FOR THOSE
AT **HIGH RISK** OF
DEVELOPING
PRESSURE ULCERS **HIGH**



1

2 Homecraft Visco Care Cushion

This Visco Elastic cushion offers affordable pressure relief for the high-risk user. Suitable for use in both wheelchairs and day care chairs, the anti-slip base provides additional security. The two-way stretch cover is waterproof and can be easily wiped clean. A water resistant zip allows the cover to be removed when required. Size 430×430×80mm (17×17×3¼"). Weight 1.1kg.

091091479

Maximum
user weight



SUITABLE FOR THOSE
AT **HIGH RISK** OF
DEVELOPING
PRESSURE ULCERS **HIGH**



2

3 Homecraft Gel Cushion

Wheelchair users and seated patients are at high risk of developing pressure sores. They need a reliable cushion that will prevent the onset of these sores and where necessary assist in the management of existing sores. This cushion has a carefully designed 'no lump' gel sac with bactericide incorporated into a foam exterior. It assists patient movement and gives excellent stability in use. It reduces interface pressures and provides high conformity giving specific ischial and perineal pressure protection. Covered in a breathable fabric that is waterproof and can be wiped clean. Two way PU coated nylon stretch permanent cover. Size 430×430×80mm (17×17×3¼"). Weight 2.4kg.

091091164

Maximum
user weight



SUITABLE FOR THOSE
AT **HIGH RISK** OF
DEVELOPING
PRESSURE ULCERS **HIGH**



3

4 Homecraft Anyway Cushion

Many of the chairs in day rooms, wards and sitting areas are far from comfortable and certainly not pressure relieving. This general purpose cushion is designed to improve comfort and pressure distribution for wheelchair and seated users who have low to medium risk of pressure sores. It reduces interface pressures and can be used any way up and any way around. The multi-stretch PU coated nylon cover can be wiped clean easily. Size 480×480×80mm (19×19×3¼"). Weight 1kg.

091091172

Maximum
user weight



SUITABLE FOR THOSE
AT **LOW TO MEDIUM**
RISK OF DEVELOPING
PRESSURE ULCERS **LOW MID**



4

5 Homecraft Eco Plus Foam Cushion

Ideal for the medium risk user or larger person requiring a comfortable cushion when seated on a wheelchair or chair for a long period of time. This unique foam cushion can take up to a maximum user weight of 159kg (25st), with a height of 100mm (4") to provide that extra support. Two way stretch PU coated nylon permanent cover. Size 430×430×100mm (17×17×4"). Weight 1kg

091310754

Maximum
user weight



SUITABLE FOR THOSE AT
MEDIUM RISK OF
DEVELOPING PRESSURE
ULCERS **MID**



5



1 Dunlopillo Ring Cushion

Flame retardant bacteriostatic latex foam ring to give comfort when sitting. Can be steam sterilised. External diameter 432mm (17"). Internal diameter 127mm (5"). The cover is purchased separately. It is made from flame retardant cotton. Size 475×500mm (18³/₄×19³/₄").

Weight

091091008 **A** Cushion

1kg

091091032 **B** Dunlopillo Ring Cover

2 Visco Ring Cushion

An innovative visco foam ring that allows the user to sit for longer than is normally recommended for a ring cushion. The highly therapeutic material softens with the weight and heat of the body and moulds to the individual's requirements. The closed cell construction offers improved pressure distribution promoting increased sitting tolerance. An optional slip-over towelling cover is available. Size 430×430×100mm (17×17×4").

Weight

091091016 **A** Cushion 890g

Maximum user weight



3 Foam Ring Cushion

This durable foam cushion has a recess in the centre for comfort when seated. Extremely cost effective, it is supplied with a cover that can be removed for washing. Size 420×320mm (16¹/₂×12¹/₂"). Height 75mm (3"). Weight 350g.

091090869

4 Economy Rubber Ring Cushion

An inflatable rubber ring cushion to help provide additional comfort to the user. This ring cushion inflates easily by mouth, making it ideal to use when travelling. The surface of the ring is lightly patterned to prevent slipping. Use needle valve adaptor and a bicycle style pump to inflate. External diameter 457mm (18"). Internal diameter 160mm (6¹/₂"). Weight 715g.

091090984



1 Homecraft Inflatable PVC Ring Cushion

This ring cushion inflates easily by mouth, making it ideal for use when travelling. The surface has a suede like feel for additional comfort. External diameter 457mm (18"). Weight 150g. **091090992**

2 Commode Cushion

Clinically proven commode cushion that provides better pressure relief and distribution than visco-elastic and some leading air cushions. Washable at 40°C, the cushion can be used as supplied or with an optional autoclavable cover as illustrated. Size 500×500×100mm (20×20×4"). Weight 600g.

- 091081330** Cushion (White)
- 091081348** Cover Only (Turquoise)

Maximum user weight **90 kg** **14 st**

3 Commode Ring

This ring-shaped cushion can be used on most commodes or toilet seats to provide comfort. Covered in waterproofed cotton with a soft, fibre filling. External diameter 406mm (16"). Internal diameter 270mm (10½"). Weight 425g. **091081355**



homecraft



£ PRICES
For up-to-date prices please see our Website, alternatively contact your Sales Representative or Customer Services.



1 Polycore Wheelchair Seat Pad with Sides and Back

This seat pad with sides and back has been made to the Department of Health requirements and provides a high degree of support to patients suffering long-term immobility. Fully washable.

091438522

2 Heelift® Suspension Boot

The Heelift Suspension Boots relieve heel pressure by suspending the heel in space. It is ideal for pressure sore prevention and treatment, and for those with diabetes, cardiovascular disease, dietary deficiencies and more. Adjustable hook and loop straps and elevation pads allow for a custom fit; Tricot backing and polyethylene stiffener reduce friction and enhance client mobility. Prevents foot drop, unlike pillows or flat foam pads. The smooth Heelift is specifically designed for edematous legs to minimise chance for irritation or pressure points. Machine washable. Latex free.

Specifications

Smooth	Size	Calf Circumference	Weight Range
081422690	Petite	152-254mm (6-10")	32-59kg
081194398	Standard	203-356mm (8-14")	54-114kg
081422708	Bariatric	305-584mm (12-23")	100-272kg
Convuluted	Size	Calf Circumference	Weight Range
081433044	Petite	152-254mm (6-10")	32-59kg
081194380	Standard	203-356mm (8-14")	54-114kg



CONVULUTED



SMOOTH

1 Wheelchair Fleece

This wool pile fleece brings warmth and comfort. It is machine washable, fire retardant and is secured with strong fabric ties to prevent slippage on the wheelchair. Size 890×432mm (35×17"). Weight 420g.

091091602

2 Padded Wheelchair Cushion

This quilted, fibre filled cushion, covers seat, back and arms of either chair or wheelchair. Seat size 360×260mm (14×10"). Weight 2kg.

091091487

3 Homecraft Curved Wheelchair Cushion

Firm crescent shaped foam pad to take sag out of a folding wheelchair seat. Size 432×432×51mm (17×17×2"). Weight 520g.

091091180

4 Homecraft Wheelchair Arm Covers

These simple but effective wheelchair arm covers fit snugly to the chair and give the wheelchair user more comfort. They are easy to attach with hook and loop fastenings and take up little space within the chair. Size 460×70×100mm (18×2¾×4"). Supplied as a pair. Weight 400g per pair.

091091198

5 Foam Seat Cushion

This high-grade foam cushion is ideal for a variety of situations. It can be used to elevate an easy chair or used in a wheelchair to provide additional comfort. Covered with a wipe clean PVC fabric. Size 430 x 430 x 80mm (17×17×3¼"). Weight 725g.

091090802

6 Luxury Fleece Topped Cushion

These Luxury Fleece Topped Cushions offer the utmost in comfort. They feature a luxury pure wool pile on the upper and front edge and have a vinyl underside. The cover is zipped so it can be removed for washing. Available in two sizes. Depth 406mm (16"). Height 50mm (2").

Width

091176338 406mm (16")

091176346 457mm (18")



1



1 Memory Foam Prop-up Wedge

Prop-up wedge manufactured with a memory foam comfort layer, offering optimum support whilst sitting or sleeping. Length 740mm (29¹/₂"). Width 580mm (23¹/₅"). Height 300mm (12"). Weight 4.8kg.

091164136

2 Memory Foam Seat Cushion

Memory foam seat cushion that can be used for extra support for existing chairs and is ideal when sitting for long periods. Length 440mm (17¹/₂"). Width 440mm (17¹/₂"). Height 50mm (2"). Weight 1.2kg.

091164128

3 Knee Support

This knee support made from polyurethane foam provides optimum comfort and pressure relief for the lower back and hips. It helps keep the back in the natural 'S' shape during sleep. Secured in place with a 'touch close' fastening. Covered with a soft polyester fleece. Available in visco elastic foam for optimum comfort, or high resilience foam for additional support. Dimensions 260×260mm (10¹/₄×10¹/₄").

091091636 High Resilience Foam

091091644 Visco Foam

4 Contour Leg Pillow

Provides comfort for the lower back, hips and knees. This leg pillow helps to align the legs, hips and spine into the correct position. Anatomically shaped to fit your legs comfortably all night. Supplied with a removable white cover. Length 250mm (10"). Width 200mm (8"). Depth between 70mm (2³/₄") and 150mm (5³/₄"). Weight 100g.

081258623

2



3



4



1 Rolyan® Elbow and Heel Protectors

Cushioned heel and elbow protectors with a foam pad which can be used in hospitals, nursing homes and extended care facilities. They can be machine washed and dried. They have a stretchable body and are knitted proportionately. Medication can be applied to pad when needed. One pair supplied.

	Size	Max Length	Weight
081288992	Small	230mm (9")	65g
081288984	Medium-Large	280mm (11")	70g
081289008	X-Large	330mm (13")	75g

2 Rolyan® Elbow and Heel Protectors with Shock Absorbing Padding

Helps protect the joint by diffusing and distributing pressure. Comfortable, stretchable stocking is proportionately knitted for a close fit. The shock absorbing Akton pads included with the protectors will not bottom out. May be used following a sudden injury or trauma to the elbow or heel, or simply to protect the joint as it rests against the surface. Pad is removable for washing. Sold as a pair.

	Size	Max Length	Weight
081288810	Small	230mm (9")	170g
081288828	Medium-Large	280mm (11")	175g
081288836	X-Large	330mm (13")	180g

3 Heel and Elbow Protectors

The 3mm thick polyurethane pad is held in place by a stretchable, soft terry loop material inside with a flat knit on the outside. The foam pad is tacked to the material to prevent slippage, yet allows the user to move the joint without a shearing effect. Five colour-coded adult sizes available. Machine washable. Sold in pairs.

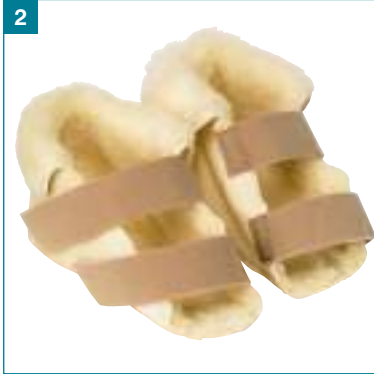
	Size	Colour	Circumference Range	Length
081181718	Small	Yellow	150-240mm (6-9½")	235mm (9¼")
081181726	Medium	Blue	165-280mm (6½-11")	235mm (9¼")
081181734	Large	White	180-320mm (7-12½")	235mm (9¼")
081181742	X-Large	Green	190-343mm (7½-13½")	235mm (9¼")
081181759	XX-Large	Beige	230-420mm (9-16½")	310mm (12¼")

4 Deluxe Gel Heel and Elbow Protectors

Designed to improve comfort and help reduce shearing and friction on the heel or elbow. Features a removable gel pack and a plush terry loop material which is soft on the skin. Five colour-coded adult sizes available. Sold in pairs. To size, measure limb circumference.

	Size	Colour	Circumference Range	Length
081181767	Small	Yellow	150-240mm (6-9½")	235mm (9¼")
081181775	Medium	Blue	165-280mm (6½-11")	235mm (9¼")
081181783	Large	White	180-320mm (7-12½")	235mm (9¼")
081181791	X-Large	Green	190-343mm (7½-13½")	235mm (9¼")
081181809	XX-Large	Beige	230-420mm (9-16½")	310mm (12¼")





1 Fleece Heel Protectors

Washable wool pile pads that attach to the heel and fasten with padded straps. Provides comfort and minimises shearing tissue. Available to those with damaged or delicate heels. Supplied as a pair. Weight 210g.

091090455

2 Fleece Open Slippers

Comfortable slippers to protect the foot, ankle and heel. Made from lambswool with hook and loop straps. Supplied as a pair.

Size	Weight
091090562 Small (Fits up to size 4)	160g
091090570 Medium (Fits up to size 5-9)	200g
091090588 Large (Fits up to size 10+)	270g



3 Gelbodies Heel and Elbow Protectors

The Trugel pressure relieving gel, enveloped in a soft and stretchy Coolband material, ensures these heel and elbow protectors give superior relief. Suitable for long term care, they can be used in the hospital and homecare environment. They are user friendly, lightweight, discreet and provide protection for both the heel and elbow from development of pressure sores. Sold in pairs. Latex free. 94% polyester, 6% spandex.

- Machine washable up to 40°C
- Gel pads can be cleaned with a damp cloth using a standard cleaning agent. The gel pads should not be machine washed
- Can be worn up to 12 hours in any 24 hour period

Size	Dimensions
091090612 Small	200-250mm (8-10")
091090620 Medium	250-300mm (10-12")
091090638 Large	300-360mm (12-14")
091090646 X-Large	360-410mm (14-16")

4 Gelbodies Heel and Ankle Protectors

Made from the same high quality materials as the heel and elbow protectors above, but with a larger gel pad to protect the ankle bones and help prevent the development of pressure sores when side lying. Sold in pairs. Latex free. 94% polyester, 6% spandex.

- Machine washable up to 40°C
- Gel pads can be cleaned with a damp cloth using a standard cleaning agent. The gel pads should not be machine washed
- Can be worn up to 12 hours in any 24 hour period

Size	Dimensions
091090653 Small	200-250mm (8-10")
091090661 Medium	250-300mm (10-12")
091090679 Large	300-360mm (12-14")



5 Gelbodies Universal Knee Protectors

Made from the same high quality materials as the Gelbodies protectors above, these universal knee protectors are designed to protect the knees from the development of pressure sores in the side lying position. Sold in pairs. Latex free. 94% polyester, 6% spandex.

- Machine washable up to 40°C
- Gel pads can be cleaned with a damp cloth using a standard cleaning agent. The gel pads should not be machine washed
- Can be worn up to 12 hours in any 24 hour period

Size	Dimensions
091091511 Medium	280-330mm (11-13")
091091529 Large	330-410mm (13-16")



Comfort & Dressing

Sock, Stocking & Tights Aids	580 - 583
Dressing Aids	584 - 585
Grooming Aids	586
Shoehorns	587
Shoe Laces / Gel Strip	588
Slippers	589
Leg & Foot Rests	590
Posture Care	591 - 594
Pillows	595
Warmth	596



1 Compression Stocking Aid

A stocking aid which will apply support hosiery quickly and evenly. Grooves catch the compression stocking and prevent it from popping off. Works like a traditional sock aid - just pull the stocking over the shell, insert the foot and pull the cord to bring the hose up onto the leg. Suitable for Class 1 and 2 stockings. Recommended for below knee stockings.

Small: 130mm wide x 140mm high (5¹/₄ x 5¹/₂").

Large: 150mm wide x 145mm high (6 x 5³/₄").

Weight

081289834 Small 960g

081289842 Large 980g

2 Etac® Sock Support and Compression Stocking Aid

This stocking aid is designed for putting on support stockings of various lengths and types. The large handles make it easier for others to assist the user in application. It can also be used with only one hand. Length 1m (40"). Width 200mm (8"). Weight 90g.

091095579



3 Sock and Stocking Aid with Comfy Foam Handles

Comfy and simple to use device that helps individuals pull on socks or stockings. Just place the garment over the flexible plastic core, insert foot and pull the cord's two soft, foam handles to bring the garment over the heel and up the leg.

For one-handed use, use the continuous loop cord with foam handle.

Four versions available. Core length 240mm (9¹/₂").

Cord length 600mm (24"). Width 100mm (4").

081007640

081007665 Continuous Loop

081007673 Continuous Loop with Notch

081007681 Continuous Loop Wide Style



4 Sock Aid

So easy to use, simply pull the sock over the aid, insert the foot and pull the straps to bring the sock up over the foot. The cord style helps apply shorter socks whilst the wide style helps apply socks for people with larger feet. The wide style also features a flat design, preventing the sock aid rolling whilst the sock is being applied.

Cord style: Length 255mm (10"). Width 100mm (4").

Wide style: Length 255mm (10"). Width 127mm (5").

081289784 Cord Style

081289859 Wide Style



1 Homecraft Dorking Stocking Aid

A simple, inexpensive device to assist with putting on a stocking or sock especially if bending and reaching to the foot is difficult. It consists of a strong, shaped, flexible plastic gutter with long cotton tapes attached to the top. The stocking or sock is fed on to the plastic and held in place with the side notches. The foot is put in the open end of the stocking, which is then pulled over the foot and up the leg using the tapes. Cord length 920mm (36"). Gutter length 229mm (9"). Weight 55g.

081305705 Standard - Retail Packed

091095421 Standard - Non Retail

081305713 Side Slot - Retail Packed

091095454 Side Slot - Non Retail



2 Homecraft Dorking Tights Aid

This works on the same principle as the stocking aid above, but has a double gutter to enable it to be used for tights. Cord length 920mm (36"). Gutter Length 229mm (9"). Weight 106g.

091095504 Retail Packed

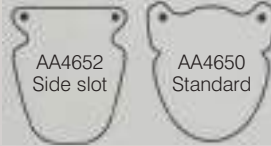
091095496 Non Retail



3 Etac® Socky Short Stocking Aid

Designed for those with reduced movement in the back, hip or knee joints. The stocking or sock is placed over the fabric sock aid and via the use of ties the stocking is pulled up the leg. The sleeve is small and light so can be easily transported. Available in light green only. Cord length 650mm (25 1/2"). Length 400mm (15 3/4"). Weight 96g.

091095520



RETAIL PACKAGED
These products are supplied in retail packaging.



1 Homecraft Terry Cloth Sock Aid

Sock application is made easy with this flexible, plastic sock aid. Slits in the plastic core allow it to bend around the heel. The inside is lined with nylon to reduce friction. The outside is lined with terry cloth to hold the sock firmly until it is on the foot. Two pulling tabs with loop handles permit one-handed application. Hand wash only. Length 230mm (9"). Weight 73g. **091095500**



2 Homecraft Brevetti Sock and Stocking Aid

Designed to help those with restricted mobility, enabling the user to successfully apply socks. The Brevetti is also very effective used with stockings. It consists of a plastic collar or gutter for holding the garment at one end, and a plastic shoehorn with a notch for easy sock removal at the other. A coated steel tube connects the two. Length 737mm (29"). Weight 386g. **091095603**



3 Homecraft Terry Cloth Tights Aid

Similar to the Sock aid above (091095603), but for application of tights. The terry cloth holds the tights firmly in position. The pulling tabs have large looped handles for easier control over the tights aid. **091184308**



RETAIL PACKAGED
These products are supplied in retail packaging.

PRICES
For up-to-date prices please see our Website, alternatively contact your Sales Representative or Customer Services.



1

homecraft

1 Homecraft Dorking Stocking Donner

Compact in design, the Dorking Stocking Donner is both stylish and sturdy. Extendable handles enable easy application of stockings and socks for those with limited reach. The hold down handles rotate 90°, creating a more comfortable position for the user whilst applying the stockings. The central column, that holds the stocking, has a small ridge that prevents movement during application. The column also widens at the top, allowing room for the larger calf. Epoxy coated for a smoother surface that reduces the risk of snagging.

Size 310mm (12¹/₄") high, 205mm (8") wide, column height 205mm (8"), column width 125mm (5"), column depth 85mm (3¹/₂"). Height with handles 560mm (22").

081330869



2 Homecraft Dorking Tights Donner

Similar to the Dorking Stocking Donner, but with twin columns designed for use with tights. The lightweight frame enables those with less strength in the upper body to apply the tights with ease. Width 380mm (15"), height with handle 560mm (22"), depth 130mm (5").

091095447

3 Jobst® Stocking Donner

Designed to help individuals with limited strength and mobility pull on vascular stockings. Comfy foam grip handles make it easy to pull and a durable epoxy finish provides a smooth, no-snap surface. Compact in size and lightweight. Measures 343mm (13¹/₂") high, 178mm (7") wide between handles and 114mm (4¹/₄") wide at foot insert.

081007830

4 Heel Guide™ Compression Stocking Aid

Unique indented channel on the inside of the centre cone acts as a heel guide and keeps the foot in the perfect position while effortlessly pulling on the compression stocking. The extra wide cone is ideal for people with oedema or larger feet. High sturdy handles reduce the need for bending or stretching. The handles also feature 3 gripping levels to accommodate different heights and hand sizes. Tested on compression hose up to 30-40 mmHg. Easy to assemble and can be taken apart for travelling or storage. Height 425mm (17"). Width 30mm (12"). Depth 200mm (8").

091095595



1

homecraft



2

homecraft



3



4

RETAIL PACKAGED
These products are supplied in retail packaging.



1 Homecraft Dressing Stick

This wooden stick with rubber tip at one end, and special double wire hook at the other, is used to pull on or push off garments that cannot be reached easily e.g. socks. Length 520mm (21"). Weight 236g.

091095686

2 Deluxe Dressing Stick

This wooden handle dressing stick has a large dressing hook at one end and a smaller looped hook at the other end, enabling it to be used for a number of dressing tasks. May be used for pulling shirts or jackets on, raising socks, skirts or trousers and operating zips.

081287291 Length 650mm (26") with end hook

081287309 Length 910mm (36")

3 The Dressing Solution Dressing Stick

Combines two functions in one aid - a dressing stick and a shoehorn. One end has a strong plastic, push-pull S-hook that retrieves clothing or other items. The other end is a long-handled shoehorn. The thick, easy-to-hold shaft has a foam covering to improve grip. 660mm (26") long. Weight 142g.

081007889

4 Buckingham Bra-Angel

Occupational Therapist Chris Clarke has designed the unique Buckingham Bra-Angel specifically to assist those with mild to moderate upper limb restrictions or limited hand dexterity. The Bra-Angel holds one end of the brassiere securely whilst the other end is brought round the body and attached together. It even enables those who only have the use of one arm to be able to put on their brassiere independently. The Bra-Angel is a stylish, feminine and attractive dressing aid combining innovation and simplicity. It is versatile and designed to fit most brassiere types and easily adjusts to a wide variety of sizes. The telescopic action allows the Bra-Angel to be compacted and easy to carry.

Latex free. Length 400mm (16"). Width 40mm (1 1/2"). Weight 100g.

091095652





1

1 Homecraft Kings Button Hook

A shaped stainless steel wire which assists one handed dressing by passing through the button hole and over the button to grip the thread. It is pulled through with a twisting motion. Length: Wire 97mm (3³/₄"), Handle 120mm (4³/₄"). Weight 75g. **091095678**



2 Button Hook with Built-Up Handle

Ideal for people who lack fine motor co-ordination or have use of only one hand, this button hook has a large, built up handle for improved grip. Length 215mm (8¹/₂"). Handle width 38mm (1¹/₂"). Weight 110g. **081288539**

3 Button Hook and Zip Puller

Exceptional value for money, this useful tool combines two products for the price of one. With a button hook on one end and a zip puller on the other end, this device helps with a number of dressing tasks. Length 245mm (9³/₄"). Handle width 15mm (9/₅"). Wood length 170mm (6³/₄"). **091095645**

4 SlipLift Pants Aid

Unique and simple device that assists in applying underwear, independently. The SlipLift enables those that have difficulty reaching to the floor, gather the underwear up to the knees. Lightweight and easy to use. Foldable for easy storage or transport. Standard: Width 380mm (15"), Height when folded 110mm (4¹/₂"), Depth 200mm (8"). Large: Width 460mm (18"), Height when folded 110mm (4¹/₂"), Depth 220mm (8¹/₂"). **091181395** Standard **091203603** Large



RETAIL PACKAGED
These products are supplied in retail packaging.




1



2



3



4



4



1

homecraft

1 Homecraft Long Handled Combs and Brushes

These utensils assist those who cannot raise their arm or reach behind their head to comb their hair. They consist of a lightweight moulded plastic handle with a push-on extension piece, and a hinged end piece which holds the comb or brush and has two different angled positions. When not in use, the comb or brush folds back into the handle and the extension can be taken off to give a pocket sized item. Length: With extension 460mm (18"); With handle 320mm (12½"). Length folded 235mm (9¼"). Colour may vary.

Weight

091095710 Style Comb 114g
091095728 Brush 128g

2 Etac® Beauty Grooming Range

The beauty body care range is ergonomically designed and carefully balanced to provide maximum power with minimal effort and strain. Each product has a unique shape that makes it easier to reach further. Both the comb and the brush are shaped to follow the curve of the head, allowing the handle to be held close to the body without losing power or reach. Latex free.

For more products within this range see the bathing accessories section within the catalogue.

Length

Weight

091095744 Brush Long 370mm (14½") 112g
091095769 Comb Long 370mm (14½") 90g



1

homecraft

3 Hands Free Hairdryer Stand

A convenient stand that holds the hairdryer steady for one handed styling or drying. The hairdryer nestles securely in a foam padded clamp on top of a flexible neck that can be adjusted to any angle from its tabletop base. Useful for hemiplegics, arthritics and others with limited upper extremity range of motion, strength or co-ordination. This simple, but essential piece of equipment increases independence for user or carer. Latex free. (Hair dryer not included).

081171719

4 Reacher Backscratcher

Designed for those with limited range of motion. With a bendable handle this backscratcher can reach the lower or upper part of the back with minimal effort. Length 650mm (26").

081240167



2



2



3



4

RETAIL PACKAGED
 These products are supplied in retail packaging.



1 Homecraft Plastic Shoehorn

An inexpensive plastic moulded shoehorn. A long handle gives excellent reach. It also has a hanging loop attached to the handle. Length 430mm (17"). Weight 37g.

081611136 Retail Packed

091095140 Non Retail



2 Homecraft Extra Long Plastic Shoehorn

An extra long shoehorn that eliminates bending and stooping whilst applying footwear. The hanging loop attached enables the shoehorn to be located in an easy to reach location. Length 560mm (22"). Maximum width 45mm (1 3/4").

091318062 Retail Packed

091318070 Non Retail



3 Homecraft Metal Shoehorn

A sturdy long white epoxy coated steel shoehorn for easier reaching. The soft PVC handgrip is hook-shaped for hanging and hooking. Length 600mm (23 3/4"). Weight 233g.

091095181 Retail Packed

091095173 Non Retail



4 Homecraft Chrome Shoehorn

A luxury, chromed metal, long stemmed shoehorn. The shoehorn blade is mounted on a spring to allow it to bend in relation to the handle when levering on shoes. The comfy plastic handle is easier for the user to grip and has a hanging loop. Length 600mm (23 3/4"). Weight 115g.

091095199 Retail Packed



RETAIL PACKAGED
These products are supplied in retail packaging.



**AVAILABLE
IN 3 COLOURS**

1 Homecraft Coiler Shoe Laces

These elastic based laces do not require tying. Lace the shoes up and release the laces at the required pressure and the lace will coil to keep in place. Ideal for those who find it painful to bend and tie traditional laces. Weight 20g. Supplied in pairs.

- 091095264** White
- 091095306** Black
- 091095280** Brown

2 Tylastic™ Shoe Laces

Shoes can be pre-laced and tied, allowing them to be slipped on or off without tying each time. Feature flat style laces that stay securely tied. 610mm (24") laces, supplied in three pairs per pack. 650mm (26") laces, supplied in two pairs per pack.

	Length	Width	Colour
081290501	610mm (24")	5mm (3/16")	Black
081290519	610mm (24")	5mm (3/16")	Brown
081166644	650mm (26")	3mm (1/8")	Black

3 Gel Strip

An elasticated tube with a cushioning strip of thick polymer gel on the inside for extra protection. Provides pressure relief for the top, bottom or side of the toe. The gel is hypoallergenic and washable. Available in rolls 710mm in length. Cut to size as required.

- 091094622** For the little toe
- 091094630** For the three middle toes
- 091094648** For the big toe



i INFORMATION
For shoe size conversions, please see page 773. Remember to state your required size when ordering.

1 Ladies Patterned Slippers

A simple slipper for superb warmth and comfort.

- Touch fastening strap
- Extra wide openings
- Soft, washable upper
- Flexible construction
- Cushioned, non-slip sole
- Wide fitting
- Heel height ½"
- Weight approx 350g

	Shoe Size	Colour
091094184	4	Navy Floral
091094192	5	Navy Floral
091094200	6	Navy Floral
091094218	7	Navy Floral
091094226	8	Navy Floral
091094234	4	Wine Floral
091094242	5	Wine Floral
091094259	6	Wine Floral
091094267	7	Wine Floral
091094275	8	Wine Floral



NAVY FLORAL



1

WINE FLORAL



1

2 Ladies Patterned Booties

Similar to the Patterned Slippers (above) but styled as an ankle high boot for more warmth, comfort and support. Machine washable. Weight approx. 400g.

	Shoe Size	Colour
091094291	5	Navy Floral
091094309	6	Navy Floral
091094317	7	Navy Floral
091094366	7	Wine Floral

NAVY FLORAL



2

WINE FLORAL



2

3 Gents Washable Slippers

In an attractive navy check for gentleman, these slippers are comfortable and functional. The stylish hook and loop fastenings allow the slipper to be easily adjusted to accommodate almost any foot. The hard wearing sole means that they are suitable to wear indoor and outdoor. Machine washable. Weight approx. 430g.

- Extra wide opening
- Non-slip sole

	Shoe Size	Colour
091094861	7	Navy Check
091094879	8	Navy Check
091094887	9	Navy Check
091094895	10	Navy Check
091094903	11	Navy Check



NAVY CHECK



3

NAVY CHECK



4

4 Gents Comfort Booties

A version of the gents navy washable slipper as above but styled as an ankle high boot for more support. Provides comfort even for the most sensitive of feet. Machine washable. Weight approx. 500g.

	Shoe Size	Colour
091094382	7	Navy Check
091094390	8	Navy Check
091094408	9	Navy Check
091094416	10	Navy Check
091094424	11	Navy Check

**INFORMATION**

For shoe size conversions, please see page 773. Remember to state your required size when ordering.



1 Days Cardiff Adjustable Height Footstools

This padded black vinyl leg rest can be adjusted in height and tilt angle using simple spring button adjustments. The base is made from chrome plated steel tubing and is available as standard (with non-slip rubber feet) or with four castors. Height 369 to 494mm (14¹/₂ to 19¹/₂"). Cushion size: 510×305mm (20×12"). Castors 50mm (2").

Weight

091092162 Standard 6.0kg
091092188 With castors 6.4kg

Maximum user weight



2 Homecraft Foldable Leg Rest

This wooden frame leg rest adjusts to suit the users comfort and position. The user can use the rest up to stimulate leg circulation, folded to soothe thighs and keep the feet warm, or use angled to rest aching legs. The base has five rubber feet, which help to stabilise the rest whilst in use. Supplied with a fleecy padded foam cushion for added comfort and warmth. Foldable for easy storage and travelling. 3 adjustable heights; 355mm (14"), 406mm (16"), 445 (17.5"). Height 89 to 445mm (3¹/₂ to 17¹/₂"). Cushion size: 476×353mm (18³/₄×14"). Weight 3.1kg.

091092105



3 Padded Leg Rests

This leg rest features a well padded top cover made from fire retardant vinyl with an anti-bacterial coating to assist in reducing transfer of infections and cross contamination. The stool can be adjusted in height and tilt to the preferred position. The rubber feet can be adjusted in height from 355mm (14") to a maximum of 500mm (20").

091092147 Non-Slip Feet



4 Homecraft Adjustable Padded Leg Rest

This padded leg rest is adjustable in height and tilt to provide maximum comfort. It has a dralon covered foam cushion top, on a steel frame. This height is adjusted with a pin clip system, and the angle of tilt is controlled by an easy to grip plastic knob. It can be disassembled for storage and is assembled in seconds without tools. Height 387 to 495mm (15¹/₄ to 19¹/₂"). Cushion: 305×405×50mm (12×16×2"). Weight 4.3kg.

091092097



5 Homecraft Bexhill Rocker Style Foot Rest

This foot rest adjusts to the angle required via the coated metal rockers. Available in PVC only.

Lower cushion size: 305×405mm (12×16").

Upper cushion size: 305×305mm (12×12").

Rocker length: 490mm (19¹/₄"). Weight 4.6kg.

091092139 Brown PVC



6 Flexible Padded Leg Rest

Soft foam cushion in leatherette vinyl with flexible spring base that automatically adjusts to the user's sitting and leg position. Can also be used in bed as a back rest. Height 432mm (17"). Cushion size: 610×305×76mm (24×12×3"). Weight 3.3kg.

091092196

RETAIL PACKAGED
 These products are supplied in retail packaging.



EFFECTIVE, AFFORDABLE SELF TREATMENT FOR LIFE

**1 TREAT YOUR OWN BACK**

This easy-to-follow patient handbook provides the reader with an active self-treatment plan to resolve and manage back pain. First published in 1980, Treat Your Own Back has featured in many studies, which over the years have proven its benefits and validity. Now in its 10th Edition, this Treat Your Own Back has probably helped more people achieve freedom from back pain than any other publication. ISBN 978-0-9951075-0-2 Revised A5 Portrait English edition.

091230788**2 TREAT YOUR OWN NECK**

This book addresses many of the problems associated with neck related pain, including headaches and shoulder pain. It outlines active patient exercise and prevention programmes for various types of neck pain. It provides education and understanding to help prevent recurrence of symptoms. ISBN 978-0-9582692-9-2.

091230762**3 TREAT YOUR OWN SHOULDER**

This easy to follow patient hand book provides the reader with an active self treatment plan to assist in resolving and managing shoulder pain. The book clearly explains how to identify whether the pain is coming from the neck or the shoulder.


ISBN 978-0-9582692-5-4.

091312172**4 THE ORIGINAL McKENZIE® CERVICAL ROLL**

Helps relieve postural neck and shoulder pain by supporting the cervical spine during sleep. Should be placed inside the patients pillowcase to provide extra support. Length 510mm (20"). Height 90mm (3½").

091231786**5 THE ORIGINAL McKENZIE® NIGHT ROLL**

The Night Roll ties around your waist or can be pinned to the bed sheets, to support your lower back and prevent strain that can be caused by bad sleeping positions or inadequate sleep surfaces. This roll is designed to be worn whilst sleeping, it supports the lower back whether you're lying on your back or side. Washable cover included. Height 100mm (4").

091231893 910×100mm (36") Waist**091231901** 1065×100mm (42") Waist



the ORIGINAL
McKENZIE®

THE ORIGINAL McKENZIE® LUMBAR ROLLS

Designed by world-renowned physiotherapist and author, Robin McKenzie, these lumbar rolls when used correctly can prevent and help neck and back pain caused by poor posture. Made to the highest quality and specifications, the Original McKenzie® rolls are the genuine article. Ideal for use in the home or office.

1 THE ORIGINAL McKENZIE® D-SHAPE ROLL

Firm Density: The Original McKenzie® D-Shape Roll is made of high density foam and is therefore quite firm. It is recommended for use on soft furnishings such as sofas, lounge chairs etc or for people who require lots of support (heavy-built people, or people with a large hollow in the lower back). Dimensions 300×140×100mm (12×5½×4”).

091231802

2 THE ORIGINAL McKENZIE® SUPER ROLL

Firm Density: The Original McKenzie® Super Roll is a superior lumbar support that provides the ultimate in function and aesthetic value. This roll is made of injected-moulded foam, which retains support for an almost indefinite period. It's flatter, curved shape contours comfortably around the body. Dimensions 370×165×150mm (14½×5¼×6”).

091231877

3 THE ORIGINAL McKENZIE® ROUND ROLL

Medium Density: The Original McKenzie® Round Roll was the first ever lumbar roll made in the world. Although this roll looks quite bulky, it compresses down very easily, while still giving the appropriate support. Available in a 100mm (4”) or 125mm (5”) thickness. Dimensions 280×130mm (11×5”).

091231752 100mm (4”)

091231745 125mm (5”)

4 THE ORIGINAL McKENZIE® SLIMLINE ROLL

Medium Density and flatter design “for just that little bit extra”: The Original McKenzie® Slimline Roll is designed to be used with modern seating that has some lumbar support. Ideal for the elderly or petite persons and those who have a limited range of motion in their lower back and therefore cannot tolerate the larger size lumbar roll.

Dimensions 350×200×55mm (13¾×8×2”).

091231737

5 THE ORIGINAL McKENZIE® HEAVY DUTY ROLL

Heavy Density: The Original McKenzie® Heavy Duty Roll is available in 100mm (4”) and 125mm (5”) thickness, and is perfect for use in the home or the office. Dimensions 305×100mm (12×4”).

091231778 100mm (4”)

091231794 125mm (5”)

6 THE ORIGINAL McKENZIE® AIRBACK™

This inflatable lumbar roll is ideal for commuters and travellers. Especially useful on planes where the lumbar support is generally inadequate for long distance travel.

091231851



1 Dynaspine Back Support

Dynaspine is a revolution in back support technology, as its unique design provides dynamic support for the back. Dynaspine is designed to help alleviate backache or back pain and also to prevent symptoms of a bad back, whilst in the seated position. Studies of the latest research into the management of back pain have shown that sitting in an ergonomically sound seated position – allowing for some correct movement of the spine – reduces pressure on the spinal joints and discs, decreases muscle fatigue and reduces back pain. Dynaspine has two flexible back support plates, which mould and adjust to your position whilst seated, it ensures the correct posture is maintained and your back is always supported. Dynaspine is fully portable, fits into most seats and comes with a free carry case. Washable removable covers.

091429141 Black

2 Backfriend Back Support

A seat which has been designed with orthopaedic and ergonomic considerations in mind. It will improve posture and comfort in a variety of locations i.e. the home, office or car. The two piece seat is contoured and moulded to give firm and shaped lumbar support. It is easy to adjust to ensure that the backrest curve is always at the correct angle. Covered in a quality beige fabric. A hand grip has been built in for ease of carrying when folded. Available as a standard or padded version for additional comfort. Folded 508mm long x 419mm (20 x 16 1/2"). Weight 1.6kg.

091092063 Standard

091092071 Padded

3 Sitback Plus

For the larger framed person who needs a wider back support. Complete with stitched belt. Size 330 x 400mm (13 x 15 3/4").

091379429 Black

091379445 Navy



1



1



2



3

£ PRICES
For up-to-date prices please see our Website, alternatively contact your Sales Representative or Customer Services.

1



1 Seat Wedges

These high density foam seat wedges are ideal for car seats or office seating. They significantly decrease pain in the lower back and legs. Tilts the pelvis to the optimum degree correctly and the spine in its natural position. Removable cover.

091232008 8° 360×360×100mm (14¹/₄×14¹/₄×4")

091232024 11° 360×360×100mm (14¹/₄×14¹/₄×4")

2 SeatRite Wedges

These individually moulded visco elastic foam seat wedges are ideal for car seats or office seating. They significantly decrease pain in the lower back and legs. Tilts the pelvis to the optimum degree correctly and the spine in its natural position. Available with optional coccyx cut out.

091232164 8° 360×360×70mm (14¹/₄×14¹/₄×2³/₄")

Coccyx Cut Out Option

091232156 8° 360×360×70mm (14¹/₄×14¹/₄×2³/₄")

3 Flexible Adjustable Back Brace

A deep, elasticated lumbar support belt with spine support pressure pad. The pad gently applies pressure to the lower back and supports the abdomen and spine to reduce minor back pain. It adjusts via two hook and loop panels and fits comfortably and discreetly under normal clothing. Width of belt 228mm (9"). Weight approx. 220g.

Hip Size

091092535 863-1016mm (34-40")

091092543 1016-1220mm (40-48")

4 Neck Support Cushion

A must for anyone travelling, reading or watching television. Made from pure new wool pile, it is extremely comfortable. It may be beneficial for people with neck problems.

Size 320×320×100mm (12¹/₂×12¹/₂×4"). Weight 550g.

091091784

5 Inflatable Neck Cushion

A lightweight, easily inflated, crescent shaped cushion that sits around the neck to support the head whilst sitting. Finished in a suede feel PVC, it folds to pocket size and can be stored in the matching bag supplied. Ideal for use when travelling.

Size 460×267mm (18×10¹/₂"). Weight 110g.

091091701



2



3



4



5



RETAIL PACKAGED

These products are supplied in retail packaging.

1 Prop-Up Bed Wedge

This foam wedge will prop you up in bed comfortably and offers you support at two different angles. Removable cover supplied. Length 559mm (22"). Width 571mm (22 1/2"). Depth 254mm (10"). Weight 1.73kg.

091091909

091091917 Spare Cover

2 Easy Body Cushion Support

A versatile U-shaped cushion that can be used to give support and comfort to various parts of the body. It can be used on the floor or in a bed to lift the head and neck when reading or it can be wrapped round the waist when sitting to give the back support. Alternatively, it can be used between legs to help keep hips in alignment, or to help keep the user in a particular position, eg. the recovery position. Also useful in bed to keep the body stable and provide comfort. Optional washable 100% cotton cover. Colour may vary. Washable at 30°C.

091091750 Easy Cushion without Cover

091091768 Easy Cushion Zipped Cover



3 Contoured Pillow

This orthopaedic pillow supports the head and neck. The nodular top surface allows air to circulate. Size 540x350mm (21 1/4x13 3/4"). Weight 1.05kg.

091091867

4 Rolyan® SleepRite™ Pillow

A quality orthopaedic pillow specially shaped for cervical support, and contoured central area for various sleeping positions. Latex free. Size 380x610mm (15x24"). Weight 1.1kg.

081294420

5 Air-Core® Adjustable Pillow


With a simple squeeze of the pump, the pillow can be inflated providing the most appropriate support for the individual. The second lobe provides traditional fibre support. Filled with a premier, antimicrobial fibre. Size 610x410mm (24x16 1/4").

091385343

6 Royal Rest® Pillow

Royal Rest pillows stay cool and fresh throughout the night. The material is cut, rather than moulded, therefore, the cells in the foam remain open. Air circulation is maximised thereby reducing the discomfort of sweating. The pillow cover is made of 100% cotton helping people with sensitive skins to enjoy a comfortable and restful sleep. Size 500x380mm (19 3/4x15").

091385426



RETAIL PACKAGED
These products are supplied in retail packaging.

1



1 Therapeutic Heating Pad (240V)

A small, mains powered therapeutic heating pad that provides natural relief from everyday aches, pains and tension. It has three heat settings and a safety cut-out to prevent over heating. Using the latest technology, the heat pad constantly monitors the users body temperature and controls its own temperature accordingly. Auto-switch off mechanism after 90 minutes. Cover is removable and washable. Size 410×300mm (16×11¾"). Weight 640g.


091092808

2 Electric Footwarmer

A practical solution for those that suffer from cold feet. This rapid warming foot warmer has a choice of 3 temperature settings, with a soft washable fleece lining and hard-wearing outer material. The hand control has an illuminated display for those with limited vision. Auto-switch off mechanism after 90 minutes. Size 320×260×260mm (12½×10¼×10¼").

091163575

2



RETAIL PACKAGED
These products are supplied in retail packaging.

Kitchen & Dining

Jar & Bottle Openers	598 - 599
Tin, Jar & Bottle Openers	600
Food Preparation	601 - 603
Homecraft Kitchen Utensils	604
Dycem® Non-Slip Solutions	605 - 606
Cutlery	607 - 617
Cutlery Aids	618 - 619
Plate Surrounds & Plates	620
Plates & Dishes	621 - 622
Cups & Mugs	623 - 629
The Hydrant Drinking System	630
Straws	631
Feeding Evaluation Kit	632
Kettles, Tippers & Holders	633 - 634
Bibs	635 - 636
Trays	637
Trolleys	638 - 640



1 6-in-1 Multi Opener

This Multi Opener has a durable and comfortable grip and opens six different types of seals and lids with ease. The unique tool removes hard-to-grasp safety seals, opens metal bottle caps, can ring pulls, and stubborn jar lids or bottle tops. The unique enclosed blade feature cleanly slices open tightly sealed bags. Weight 99g.


091168699



2 Homecraft Mighty Lever Jar and Bottle Opener

The flexible stainless steel band is fitted around a lid, and then clamped tight using the screw at the end of the handle. The handle can then be used as a lever. Suitable for tops 20 to 110mm (3/4 to 4 1/2") diameter. Weight 88g.

081501329



3 Homecraft Undo-It Jar and Bottle Opener

A V-shaped coated metal opener with non-slip lining that is screwed underneath a shelf or cupboard. The jar is slid into the V until the lid wedges. It is then twisted to remove the lid. Suitable for tops 25 to 75mm (1 to 3") diameter. Measures 140x100mm. Fixings not included. Weight 145g.

091096023 Retail Packed



RETAIL PACKAGED
These products are supplied in retail packaging.

1 Homecraft Twister Jar Opener

A cone shaped rubber moulding with fluted finger grips on the outside, and ribbing on the inside to give a good grip for opening twist-off jar lids. Suitable for tops 20 to 85mm (3/4 to 3 1/2") diameter. Weight 100g.

- 091095926** Retail Packed
- 091095918** Non Retail



1

homecraft

2 Homecraft Bottle Opener and Knob Turner

Flexible rubber moulding for an easy, firm grip on small tops e.g. drink bottles or medicine containers. Also excellent for turning knobs. Suitable for tops up to 35mm (1 1/2") diameter. Weight 85g.

- 091096122** Retail Packed



2

2

homecraft

3 Dycem® Jar Opener

Dycem's non-slip jar opener is another everyday essential from Dycem's non-slip range. Simple yet extremely effective, the jar opener provides a tighter, more thorough grip and makes stubborn jar lids a thing of the past. Soft and malleable, the jar opener is cone shaped so it fits perfectly into the palm of your hand. Dycem jar openers can also be used in conjunction with a non-slip mat for one handed opening of jars.

- 091095983** Blue
- 091202613** Silver



3

LATEX FREE

4 Dycem® Bottle Opener

Dycem's non-slip bottle opener is an everyday essential from Dycem's nonslip range. The dome shaped bottle opener fits comfortably in the palm of your hand and is soft and malleable for added comfort. Unique grip bars on the sides maximise your grip and enable you to effortlessly unscrew even the toughest bottle lids.

- 091095991** Yellow



3

4

LATEX FREE

LATEX FREE

A

B

i INFORMATION
For our full range of Dycem products, please see pages 660 to 664.

RETAIL PACKAGED
These products are supplied in retail packaging.



BEST SELLER

1 New Improved One Touch Can Opener

A faster way to open cans of all types and sizes. The new improved One Touch can opener has been redesigned with several improvements to the original One Touch Can opener. The opener is suitable for all types of cans including large pie cans and corned beef style cans.

- Cuts all sizes and shapes above 52mm
- Easier to use, clean and replace batteries
- 50% faster cutting time over Original One Touch Can opener
- Battery life of 100 cans vs Original 80
- Available in Classic or Comfort grip models

091535681

2 Canpull™ Featuring Sodasnap

The Canpull is a durable device especially designed for opening ring pull cans. Extremely easy to use, just hook the end under the ring, fold forwards and then roll back. Suitable for users either with arthritis or with a weak grip. Stores easily on a hook or in the cutlery drawer. Also features a sodasnap, which has been designed specifically for opening the ring pulls on cans of drink. Dishwasher safe.

091096221



3 Spillnot Jar and Bottle Opener

This jar and bottle opener has three sunken cones of different sizes, lined with a non-slip material. When a jar or bottle is pressed in the appropriate cone, it is gripped, leaving both hands free to twist the lid. Can be used in conjunction with certain openers. Fitted with four non-slip feet.

Suitable for tops 44 to 108mm (1 3/4 to 4 1/4") diameter. Base measures 250x170x100mm. Weight 540g.

081015247

4 Homecraft Belliclamp Jar and Bottle Holder

This device hooks over the edge of a worktop and the jar or bottle is then placed in the V. The object is clamped by the ram, which can be pushed with the stomach or hip, leaving hands free to twist the top. The device is made of moulded plastic with non-slip feet and rubber lining. Can be used with most jar or bottle openers. Suitable for items up to 120mm (4 3/4") diameter. Measures 330x190x90mm. Weight 580g. Latex free.

091096148

5 Multi-Opener

A handy, multi-functional opener for bottle caps, screw tops and ring pulls. The handle provides great leverage for opening screw-on bottle tops. Ring pull seals are easily broken by inserting the ring into the end of the opener and lifting. On the same end is a bottle cap opener. The notch on the underside of the opener can be used to break the seal on twist off jar lids to make opening easier. The coloured parts of the opener are a non-slip material to prevent the users grip on the handle from slipping and to secure the opener onto the bottle top. Latex free. Weight 42g.

091096080



6 Baby Boa

A versatile device that can be used to assist with turning or opening in hundreds of instances, inside or out. Gives an excellent grip on any item from 10 to 100mm (1/2 to 4") in diameter. Simply place the loop over the item, pull the tail until tight and then turn in the direction of the arrow. Weight 72g.

091095934



 homecraft



DISHWASHER SAFE

This product is suitable for use in a dishwasher.



RETAIL PACKAGED

These products are supplied in retail packaging.



1 Homecraft Stainless Steel Cooking Basket

This stainless steel basket allows vegetables to be cooked and strained without ever lifting a pan full of boiling water. The large flame retardant moulded nylon handle is easy to grip and provides heat insulation. Diameter 165mm (6½") at the top, tapering to 120mm (4½") at the bottom. Depth 90mm (3½"). Weight 245g.

091096890 165mm (6½") Retail Packed



2 Homecraft Peeler and Clamp

This handy device clamps to a table or worktop and enables fruit and vegetables to be peeled using only one hand. Clamped to the work surface by a sliding mechanism, the hardened, swivelling blade is slotted into the top. It is operated by holding the vegetable and pushing it over the blade, away from the user. The peelings then drop onto a plate placed behind the peeler. Suitable for work surfaces 12 to 55mm (½ to 2¼") thick. Measures 260×190×170mm. Weight 510g.

081305762



RETAIL PACKAGED
These products are supplied in retail packaging.

SPARES
Spares are available for this product, for details and full spares listing please contact Customer Services.

PRICES
For up-to-date prices please see our Website, alternatively contact your Sales Representative or Customer Services.



homecraft

1 Homecraft Kitchen Workstation

This multi-function food preparation unit is designed to provide assistance with many day-to-day kitchen tasks.

Based around a tough, durable chopping board measuring 500×300mm (19³/₄×11³/₄") the workstation also features:

- A removable grater and slicer (with a protective cover) that collects the food with a minimum of mess and waste.
- A raised L shaped corner measuring 130×95mm (5¹/₄×3³/₄") which can be used to hold bread and toast in place whilst it is being spread.
- Removable stainless steel spikes that secure bread, fruit or vegetables in place whilst being sliced, chopped or peeled.
- A removable clamp that can open up to 110mm (4¹/₄") wide and hold any object in place such as a bowl, a tin, bread, vegetables etc. The clamp has a reversible edge, allowing it to be either flat or contoured.

The workstation has four non-slip suction pads that firmly anchor it in place. Dishwasher safe.

081112259



2 Etac® Food Preparation System

This durable cutting board is ideal for those who have difficulty in gripping, or only have the use of one hand. The clamp can fix items such as tins or bowls, and the stainless steel spikes keep vegetables still when peeling or cutting.

It has four non-slip rubber feet to prevent the board from moving. Suction pads are also provided for use on wet surfaces.

Size 315×295mm (12²/₅×11³/₅"). Weight 1.66kg.

091096643



3 Homecraft Clyde Grater, Scraper and Spike

The white epoxy coated steel frame has a grating unit fitted to it with a plated metal mesh blade, for peeling or grating.

The top section is easily detached for cleaning. A stainless steel spike attachment is included for holding vegetables while peeling them with a manual peeler.

Measures 200×230×70mm. Weight 534g.

091096312



etac®



homecraft



DISHWASHER SAFE

This product is suitable for use in a dishwasher.



RETAIL PACKAGED

These products are supplied in retail packaging.



SPARES

Spares are available for this product, for details and full spares listing please contact Customer Services.

1 Homecraft Bread Board

This hardwood board is fitted with non-slip feet and six stainless steel spikes to grip bread or vegetables, when cutting one handed. It also has an L-shaped lip in one corner to allow one handed spreading of the cut slices.
Size 325×175mm (12¾×7"). Weight 972g.

091096635 Retail Packed



1

2 Homecraft Plastic Spread Board

A durable one-piece moulded board with raised L-shape in one corner. This allows bread to be spread using one hand.
Size 181×256mm (7⅛×10⅛"). Weight 190g.

091096742

3 Homecraft Plastic Spread Board with Spikes

This durable one-piece moulded board has a raised L-shape in one corner. This allows bread to be spread using one hand. It also features a set of six stainless steel spikes that can be inserted into the board. The spikes are designed to hold produce, such as bread or vegetables, firmly in place whilst they are being sliced or chopped.
Size 181×256mm (7⅛×10⅛"). Weight 190g.

081569623

091096767 Spare Set of Spikes



2

4 Chopping Board

A white polypropylene chopping board, 300×300mm (12×12"). Stainless steel spikes hold food in place for peeling or slicing. 12mm (½") high corner guards prevent bread from moving when having butter or margarine spread on it. Four suction cups anchor the board securely to the work surface.

091096684

5 Combination Chopping Board

A white polypropylene board, 400×300mm (16 x 12") with a chef's knife attached. The knife has a 185mm (7¼") stainless steel blade and a black plastic handle. It can be removed for cleaning and sharpening. Three stainless steel spikes secure objects for peeling or slicing. 12mm (½") high corner guards prevent bread from moving when having butter or margarine spread on it.

091096700



3



4

5

RETAIL PACKAGED
These products are supplied in retail packaging.

SPARES
Spares are available for this product, for details and full spares listing please contact Customer Services.



1 Homecraft Reflex Kitchen Utensils

The Reflex range of kitchen utensils has an easy to grip contoured closed handle with the utensil set at an angle to minimise wrist movement for the user. The handle has been designed to counter balance the weight of the utensil whilst also being aesthetically pleasing. All the utensils are made from stainless steel and are all dishwasher safe.

A Homecraft Slicing Knife

Blade length 254mm (10"). Weight 125g.
081305804

B Homecraft Carving Knife

Blade length 203mm (8"). Weight 155g.
081305788

C Homecraft Chef's Knife

Blade length 203mm (8"). Weight 165g.
081305796

D Homecraft Preparation Knife

Blade length 127mm (5"). Weight 140g.
081305770

2 Homecraft Reflex Comfort Grip Utensils

This range of Reflex Comfort Grip Kitchen Utensils has been designed with a soft-touch overmoulded grip to provide a more comfortable slip resistant grip. The handle is set at an angle to minimise wrist movement when using the product and the grip is slightly larger than the standard range to reduce the amount of finger movement required to grip the handle. The utensils are available with the same stainless steel blades as in the standard Reflex range. Dishwasher safe.

A Homecraft Knife

This high quality stainless steel blade with a smooth sharp edge which is useful for cutting or chopping food. Blade length 205mm (8"). Weight 214g.
091207810

B Homecraft Carving Knife

This high quality stainless steel blade with a scalloped rather than a smooth blade which will stay permanently sharp. Blade length 205mm (8"). Weight 198g.
091207802

C Homecraft Slicing Knife

A high quality stainless steel blade that is long and narrow. Ideal for slicing bread. Blade length 254mm (10"). Weight 192g.
091207828

D Homecraft Preparation Knife

This knife has a scalloped edge and is useful for cutting and preparing food. The blade will not require sharpening. Blade length 127mm (5"). Weight 176g.
091207794

 **DISHWASHER SAFE**
This product is suitable for use in a dishwasher.

 **RETAIL PACKAGED**
These products are supplied in retail packaging.


 **SPARES**
Spares are available for this product, for details and full spares listing please contact Customer Services.



Anchor your items onto any surface with Dycem Non-Slip's long-lasting non slip mats.

Dycem non-slip mats provide unbeatable grip for any item and have been proven to grip up to a 45 degree angle. Keep your things secure by using them on a range of surfaces.

These easy to use non-slip mats are antimicrobial, making them very hygienic. They are also made from non-toxic materials and do not contain any latex. These anti slip mats have so many uses that you will struggle to find a place that you can't use them. They are available in a range of sizes and colours.



1 Dycem® Anchorpads								
Size	Weight	● Blue	● Red	● Green	● Yellow	● Silver	● Lime	● Pink
A Round 140mm (5½")	74g	091102938	091102946	091102953	091102961	091102979	091565159	091565142
B Round 190mm (7½")	140g	091102987	091102995	091103001	091103019	091103027	091565175	091565167
C Rectangular 250×180mm (10×7½")	134g	091103035	091103043	091103050	091103068	091103076		
D Rectangular 350×250mm (14×10")	248g	091103084	091103092	091103100	091103118			
E Rectangular 380×450mm (15×18")	434g	091103126	091103134	091103142	091103159			

2 Dycem® Non-Slip Floor Mat

Dycem's non-slip floor mats are perfect for providing a sure footing, boosting mobility and helping with any balance issues. These mats are manufactured using Dycem's patented non-slip material, meaning that you won't get the unbeatable grip and stability anywhere else. Dycem's floor mats can help in lowering the risk of falls, and have been used by therapists to improve standing, sitting and positioning. Gain a sure footing with Dycem's non-slip floor mats. They measure 450×600mm (17¾×23¾") and available in Blue or Grey.

- 091102912 ● Blue
- 091102920 ● Grey



3 Dycem® Nose Over Toes Mat

This innovative floor mat is designed to provide better traction underfoot and to prompt the user to position their feet correctly and adopt an appropriate position when transferring in or out of a chair.

091535541



RETAIL PACKAGED
These products are supplied in retail packaging.



Dycem coloured reels are made from a non-woven fabric coated with non-slip properties. They can be used to cover large areas or cut to shape, especially suitable for moulding or wrapping around an object. The clear and check reels are made from a polythene base and are of a stiffer construction. They are more suitable for flat surfaces or when extra firmness is required.

NEW
COLOURS

1 Dycem® Reels									
Length×Width	Weight	○ White	● Blue	● Red	● Green	● Yellow	● Silver	● Lime	● Pink
1m×200mm (3'3"×8")	220g	091103530	091103548	091103555		091103571	091103589	091565316	
1m×400mm (3'3"×16")	410g	091103597	091103605	091103613	091103621	091103639	091103647	091565357	091565340
2m×200mm (6'6"×8")	344g	091103233	091103241	091103258	091103266	091103274	091103282	091565258	091565241
2m×400mm (6'6"×16")	592g	091103357	091103365	091103373	091103381	091103399	091103407	091565290	091565282
9m×200mm (29'5"×8")	990g	091103290	091103308	091103316	091103324	091103332		091565274	091565266
9m×400mm (29'5"×16")	2.1kg	091103472	091103480	091103498	091103506	091103514		091565332	091565324



2 | Dycem® Non-Slip Bulk Reel Dispenser

This dispenser can sit on a table. The non-slip material has a protective film on both sides, which will keep the material clean until ready to dispense. The protective film also makes cutting easier – pull out the desired length, cut and peel film from both sides when ready to use. A smaller bulk roll is also available supplied in a card dispenser only.

- 091200021** Bulk Reel only 40cm×15m Blue
- 091200005** Bulk Reel supplied with Cardboard Dispenser 20cm×15m

3 | Dycem® Counter Top Display Units

These retail friendly product dispensers are ideal for sitting on the counter at the point of purchase. The units are available for the Dycem Jar and Bottle openers, and 14cm Anchorpads. All dispensers are supplied with 25 products stocked in them, ready to be put on display immediately.

- 091182260** Jar Opener Dispenser
- 091182278** Bottle Opener Dispenser



£ PRICES
For up-to-date prices please see our Website, alternatively contact your Sales Representative or Customer Services.



Homecraft Lightweight Foam Handled Cutlery

The Homecraft range of Lightweight Foam Handled Cutlery benefits from a comfortable design and is ideal for anyone with a weak or painful grip. The stainless steel utensils are sealed into light grey foam handles that are ribbed to make them easy to grip. The cutlery is suitable for hand wash use only but not suitable for use in a dishwasher. Handle diameter 28mm (1 1/4"). Handle length 115mm (4 1/2").

1 Standard Cutlery

The popular range of Standard Lightweight Foam Handled Cutlery is available individually or as a set.

- Not dishwasher safe, handwash only

		Weight
081305986	A Knife	45g
081305994	B Fork	34g
081306000	C Spoon	42g
081306018	D Teaspoon	30g
091098516	Retail Packed Set - 1 of each	151g



Kitchen & Dining

2 One Handed Cutlery

Mounted into a lightweight foam handle, can be used for one handed eating by combining cutlery functions.

- The splayed fork is a pronged fork with edges designed for cutting food and a deep rounded body which functions like a spoon
- The nelson knife is a knife with a cutting edge, which ends as a curved pronged fork, to enable food to be picked up
- The foam is comfortable to hold and washable (although not recommended for dishwashers)

		Weight
091098466	A Splayed Fork	40g
091098441	B Nelson Knife	45g



3 Angled Cutlery

Angled versions of the Lightweight Foam range for those with limited wrist or arm movement. The knife can be used without cocking the wrist and the fork and spoon are available as right (R) or left (L) handed versions. Knife blade at 90° angle. Fork and spoon at 40° angles. Stainless steel utensils with closed cell foam handles.

		Weight
081306034	A Knife	45g
091098540	B Right Handed Fork	40g
091098532	C Left Handed Fork	40g
091098565	D Right Handed Spoon	46g
091098557	E Left Handed Spoon	46g



RETAIL PACKAGED
These products are supplied in retail packaging.



**BEST
SELLER**



Homecraft Caring Cutlery

The Homecraft Caring Cutlery range is a set of stainless steel utensils moulded into contoured, plastic handles with built up ends. These are of value to those with a weak grip and restricted wrist or finger movement. The knives and forks have a shaped indent on the top for the index finger, to help with directional control. The knives also have a serrated blade to assist with cutting. The knife, fork, spoon and teaspoon are available as a set. Within the range there is an angled knife and left and right-angled forks and spoons that are designed to minimise wrist movement. The cutlery range is hygienically sealed, easy to clean and dishwasher safe. Length of handles 127mm (5").

1 Homecraft Standard Caring Cutlery

Available in Ivory or Black.

Ivory	Black		Weight
091098607	091535418	Knife	50g
091098623	091535426	Fork	50g
091098631	091535434	Spoon	60g
091098649	091535442	Teaspoon	45g
081533801	091535459	Retail Packed Set	215g



2 Homecraft Angled Caring Cutlery

These angled versions of the Caring fork and spoon are designed to minimise wrist movement. The utensils are hygienically sealed, easy to clean and dishwasher safe. Length of handles 127mm (5").

		Weight
091098672	A Right Handed Spoon	60g
091098698	B Right Handed Fork	50g
091098680	C Left Handed Fork	50g



3 Homecraft Soft Coated Caring Cutlery

These soft coated spoons have been dipped in soft, food quality PVC. They may be beneficial for users with bite reflex problems or a sensitive mouth. Due to the type of use to which these items are subjected, they are only guaranteed for three months. The spoons are hygienically sealed into the contoured Caring Cutlery handles, are easy to clean and dishwasher safe. Length of handles 127mm (5").

		Weight
091098656	A Soft Coated Spoon	65g
091098664	B Soft Coated Teaspoon	55g



4 Homecraft Junior Caring Cutlery

Designed primarily for children with a small utensil head.

- Easy to clean
- Dishwasher safe
- Stainless steel cutlery
- Length of handle 102mm (4")

Aqua	Sky Blue		Weight
091554864	091554898	Knife	24g
091554872	091554906	Fork	22g
091554880	091554914	Spoon	24g



RETAIL PACKAGED
These products are supplied in retail packaging.

DISHWASHER SAFE
This product is suitable for use in a dishwasher.



This range of stainless steel utensils are mounted into a lightweight ABS plastic built-up handle designed to help those with a weak or restricted grip. The handle is cylindrical with a slight taper away from the utensil with smooth contours to assist with gripping. All the items are hygienically sealed and are dishwasher safe. Length of handle 98mm (4⁵/₁₆"). Diameter of handle 30mm (1¹/₄").

1 Homecraft Queens Standard Cutlery

A popular range of standard utensils mounted in the Queens built-up handle.

- Available individually or as a retail packed set

		Weight
081305820	A Knife	45g
081305838	B Fork	45g
081305846	C Spoon	45g
081305853	D Junior Spoon	45g
091097427	E Teaspoon	45g
091097799	Queens Retail Packed Set including Knife, Fork, Spoon, and Junior Spoon (does not include teaspoon)	



Kitchen & Dining

2 Homecraft Queens Soft Coated Built-Up Spoons

These spoons have been dipped in soft, food quality PVC and then mounted into a built-up plastic handle for those with a weak or restricted grip.

- Beneficial for users with a bite reflex problem or a sensitive mouth
- Due to the type of use to which these items are subjected, they are guaranteed for 3 months only

		Weight
091097443	A Soft Coated Spoon	45g
091097435	B Soft Coated Teaspoon	50g



3 Homecraft Queens One Handed Built-Up Cutlery

These stainless steel utensils can be used for one-handed eating by combining cutlery functions.

- The splayed fork is a pronged fork with edges designed for cutting food and a deep rounded body, which functions like a spoon
- The nelson knife is a knife with a cutting edge, which ends as a curved pronged fork, to enable food to be picked up

		Weight
081305861	A Splayed Fork	45g
091097468	B Nelson Knife	55g



4 Homecraft Queens Angled Built-Up Cutlery

Stainless steel utensils with an angled head, enabling those with limited wrist movement to eat more easily.

- The fork and spoon are available as right or left handed versions

		Weight
081305879	Knife (not illustrated)	45g
081305895	A Right Handed Fork	45g
081305887	B Left Handed Fork	55g
081305911	C Right Handed Spoon	55g
081305903	D Left Handed Spoon	55g



RETAIL PACKAGED
These products are supplied in retail packaging.

DISHWASHER SAFE
This product is suitable for use in a dishwasher.



The Newstead Cutlery range has been ergonomically designed to give a soft, non-slip grip, the handles are cushioned to allow the user to hold the utensil firmly but comfortably, even when wet. The handles are made from tough plastic with a soft, flexible overmoulding allowing the handle to adapt to the user's grip. All the utensils are made from stainless steel. The handle's rounded shape allows it to fit naturally into the palm of a hand and is ideal for conditions such as Parkinson's disease, neurological impairments, arthritis or any condition that can cause poor grip. The entire range is latex free and dishwasher safe.

1 Homecraft Newstead Cutlery

The standard Newstead Cutlery range is available to purchase either individually or as a retail packed set of four.

		Weight
081610898	A Knife	80g
081610906	B Fork	80g
081610914	C Spoon	80g
081610922	D Teaspoon	80g
091097872	Set - Retail Packed	320g



2 Homecraft Newstead Angled Cutlery

Newstead Angled Cutlery is particularly suitable for those with limited wrist or arm movement.

- The knife can be used without cocking the wrist
- The forks and spoons are set at 40° but may be bent to a more suitable angle

		Weight
091097880	A Right Handed Fork	80g
091097898	B Right Handed Spoon	80g
091097906	C Left Handed Fork	80g
091097914	D Left Handed Spoon	80g
091097922	E Angled Knife	80g



3 Homecraft Newstead Weighted Cutlery

The splayed fork and the nelson knife are designed for one handed eating.

- The splayed fork combines a spoon and a fork into a one handed utensil
- The nelson knife is a knife with a cutting edge that ends as a curved pronged fork, enabling food to be picked up

		Weight
091097948	A Weighted Knife	130g
091097955	B Weighted Fork	130g
091097963	C Weighted Spoon	130g
091097971	D Weighted Teaspoon	130g
091097989	Set	520g



4 Homecraft Newstead One Handed Cutlery

Designed for one handed eating.

- The splayed fork combines a spoon and a fork into a one handed utensil. The nelson knife is a knife with a cutting edge that ends as a curved pronged fork, enabling food to be picked up

		Weight
091097997	A Splayed Fork	80g
091098003	B Nelson Knife	80g



RETAIL PACKAGED
These products are supplied in retail packaging.

DISHWASHER SAFE
This product is suitable for use in a dishwasher.

1 Sure Grip Cutlery

These stainless steel utensils have comfortable ribbed built up handles to assist people with a weak grasp. The rubber handles are 38mm (1½") wide and 102mm (4") long.

- 081287945 **A** Knife
- 081287937 **B** Fork
- 081287929 **C** Tablespoon
- 081287911 **D** Teaspoon
- 091058783 Set - one of each



2 Sure Grip Bendable Cutlery

The spoons and forks in this range feature a twist in the metal shaft to allow them to be bent to the desired angle.

- The utensils can be bent to either the right or left to the position that is the most comfortable for the user
- The knife has a curved rocker blade to allow the user to cut with minimal effort
- Comfortable 38mm (1½") wide built up ribbed rubber handles provide an improved grip

- 081288000 **A** Rocker Knife
- 081287994 **B** Fork
- 081287986 **C** Tablespoon
- 081287978 **D** Teaspoon
- 091058833 Set - one of each



3 Good Grips Cutlery

The forks and spoons have a special twist built into the metal shaft that allows them to be bent in any angle for either left or right handed use.

- Stainless steel utensils feature a 35mm (1⅜") diameter built-up handle
- Handle length 165mm (6½")

- 081339373 **A** Rocker Knife
- 081339381 **B** Serrated Rocker Knife
- 081339332 **C** Fork
- 081339357 **D** Tablespoon
- 081339340 **E** Teaspoon

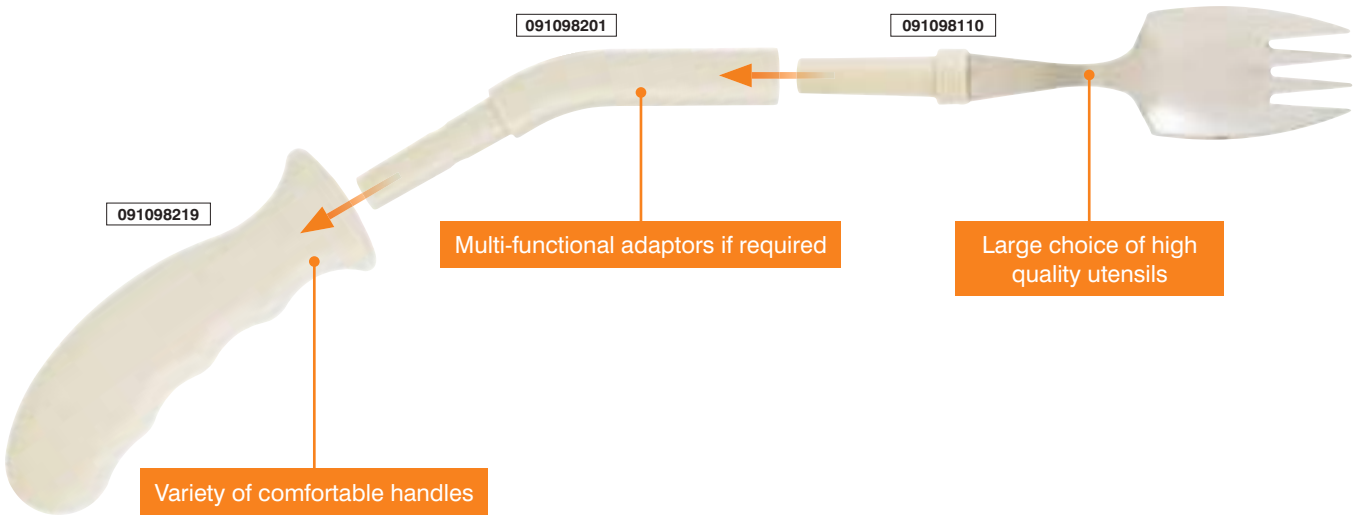
Weighted utensils are available with 170g of extra weight in the built up handle to provide more control for people with a tremor or limited hand control. Weighted Serrated Rocker Knife is not available within the weighted utensils product family.

- 081339464 Weighted Rocker Knife
- 081339423 Weighted Fork
- 081339431 Weighted Teaspoon
- 081339449 Weighted Tablespoon



DISHWASHER SAFE
This product is suitable for use in a dishwasher.

PRICES
For up-to-date prices please see our Website, alternatively contact your Sales Representative or Customer Services.



This attractive and comprehensive range allows a large amount of bespoke cutlery items to be made from 33 modular pieces.

It caters for virtually all needs – economically, visually, aesthetically and functionally. The range covers: standard, angled and specialised utensils; built up, slim, contoured, lightweight and heavyweight handles; and a unique double ended feature to create special utensils for one handed eating or to provide an inconspicuous hand strap. All items are hygienic, non-corroding and dishwasher safe.

See following pages for the selection of utensils, handles and accessories available in the range.

Assembly of Homecraft Kings Cutlery Range

To assemble a cutlery utensil and a handle, you simply push the utensil spigot into the hole in the handle. If the handle needs to be built up further, sleeves can be added. These must be fitted over the slim handle (091098300) first, and then the handle attached to the utensil spigot in the manner described above. If a double ended utensil is required, handles with a hole in both ends are available. The utensils can be rotated to the position required. When using the strap, it is placed between the handle and cutlery spigot or end piece.

1 Homecraft Kings Assessment Kit 33 Pieces

This kit contains one of each utensil, handle and sleeve, plus the Kings Button Hook. Ideal for assessing individual patient needs. Supplied in an attractive case with a specific place for each item. **081111970**



 **DISHWASHER SAFE**
This product is suitable for use in a dishwasher.

 **SPARES**
Spares are available for this product, for details and full spares listing please contact Customer Services.



1 Homecraft Kings Standard Cutlery Utensils

These standard utensils are mounted in plastic spigots that fit tightly into the chosen handle, but allow the blade to be angled as desired.

		Length	Weight
091097823	A Knife	112mm	17g
091097930	B Fork	104mm	21g
091098045	C Standard Spoon	97mm	23g
091098086	D Junior Spoon	91mm	21g
091098094	E Teaspoon	84mm	17g
091098102	F Soup Spoon	80mm	21g



2 Homecraft Kings Angled Cutlery Utensils

A range similar to the standard utensils but with angled blades for those with limited wrist or arm movement.

- Forks and spoons have left and right handed versions at 40° angles
- The angled adaptor adds extra length and a 30° angle to any utensil
- Knife is 52mm with 80mm offset at 90° angle

		Length	Weight
091098144	A Knife	132mm	20g
091098151	B Left Handed Fork	82mm	21g
091098169	C Right Handed Fork	82mm	21g
091098177	D Left Handed Spoon	82mm	23g
091098185	E Right Handed Spoon	82mm	23g
091098201	F Adaptor - Pack of 3	60mm	10g



3 Homecraft Kings Specialised Cutlery Utensils

The splayed fork (091098110) is a combined fork and spoon and the nelson knife is a combined knife and fork designed to help with one-handed eating.

- The small rocker knife is for cutting food with minimal rocking movement
- Can be used in double-ended cutlery handles to make one utensil more versatile
- The large rocker knife has a broad semi-circular blade ideal for preparing larger food without cocking the wrist

		Length	Weight
091098110	A Splayed Fork	82mm	22g
091098128	B Nelson Knife	110mm	25g
091098136	C Small Rocker	35mm	
		60mm width	19g
091098193	D Large Rocker	Max. width of blade 121mm	45g



4 Homecraft Kings Soft Coated Spoons

These spoons have been dipped in soft, food quality PVC.

- Beneficial for users with bite reflex problem when eating
- Due to the type of use to which these items are subjected, they are only guaranteed for three months

		Length	Weight
081112150	A Tablespoon	100mm	32g
091097815	B Teaspoon	80mm	25g



DISHWASHER SAFE
This product is suitable for use in a dishwasher.



1 Homecraft Kings Standard Built-Up Handle

- Standard Handle has a hollow cylindrical body
- Slim has an oval cross section and this handle is also used as the core
- Contoured handle has a curved shape and finger contours
- The Mushroom is a round hollow doorknob type handle which is easy to grip for those with weak or painful joints
- Heavyweight Handle is similar to the standard, but the core is filled with a metal bar to make it heavier

		Width	Weight
091098227	A Standard	25mm	30g
091098300	B Slim	14-19mm	29g
091098219	C Contoured	22-30mm	85g
091098318	D Mushroom	65mm	52g
091098250	E Heavy Handle	25mm	156g



2 Homecraft Kings Built-Up Sleeves

Contoured PVC sleeves that fit over the slim handle 091098300.

		Width	Weight
091098326	A Oval Sleeve	23-30mm	24g
091098334	B Small Contoured	22mm	19g
091098409	C Large Contoured	29-35mm	38g



3 Homecraft Kings Lightweight Foam Handles

Made from grey sculptured closed cell foam for those unable to cope with the weight of standard built up handles. Washable.

		Width	Weight
091098243	A Small	20mm	10g
091098235	B Large	28mm	12g

4 Homecraft Kings Double Ended Handles with Strap

These are versions of the standard built-up and lightweight foam handles with utensil apertures in both ends.

- Supplied with a transparent adjustable strap and a fixing spigot that fits in the second hole
- A second utensil can be used e.g. the rocker knife 091098136 or angled knife 091098144 with or without the strap, to create versatile one handed cutlery
- Strap measurements 210x20mm (8x4/5")

		Width	Weight
091098268	A Standard	25mm	30g
091098284	B Lightweight	28mm	12g
091098276	Spare Straps - Pack of 10		



DISHWASHER SAFE

This product is suitable for use in a dishwasher.



SPARES

Spares are available for this product, for details and full spares listing please contact Customer Services.

1 Homecraft Nelson Knife

A stainless steel knife designed for one handed eating. The stainless steel knife blade can be used with a rocker action and the pronged end used as a fork. A built up sleeve from the Kings Modular cutlery range may be added to the handle. Handle length 100mm (4"). Weight 54g.

091098862 Retail Packed



2 Homecraft Splayed Fork with Slim Handle

A stainless steel combination utensil designed for one handed eating. This combined fork and spoon has side edges that have been shaped to give a cutting edge. A built up sleeve from the Kings Modular cutlery range may be added to the handle. Handle length 100mm (4"). Weight 34g.

091098847

3 Amefa Angled Contoured Cutlery

These items have shaped handles to assist those with restricted wrist or finger movement. The knife has a straight built up handle with angled blade that allows cutting with a rocker action. The forks and spoons have curved built up handles that are comfortable to grip and require little wrist movement. The stainless steel utensils are easy to clean and dishwasher safe. Length of handles 114mm (4 1/2").

Weight

- 091098730** **A** Knife 75g
- 091098755** **B** Angled Knife 78g
- 091098763** **C** Left Fork 48g
- 091098771** **D** Right Fork 48g
- 091098789** **E** Left Spoon 54g
- 091098797** **F** Right Spoon 54g



4 Etac® Light Cutlery with Thick Handles

These stainless steel utensils have an ergonomically designed ABS plastic handle and are intended for people with joint problems such as arthritis. The thick, light handles are easy to grip making the cutlery kind to the joints and relieve the strain on the fingers. The knife has a sharp curved blade to aid with cutting and the spoon has a deep bowl to reduce spillage.

Length Weight

- 091157379** **A** Fork 180mm 27g
- 091157387** **B** Knife 210mm 23g
- 091157395** **C** Teaspoon 180mm 30g
- 091157403** **D** Dessert Spoon 220mm 37g



DISHWASHER SAFE
This product is suitable for use in a dishwasher.

RETAIL PACKAGED
These products are supplied in retail packaging.



1 Knork™ Knife & Fork Combination

The Knork™ is a stylish fork with wide, rounded and bevelled outer tines that will safely cut food like a knife, without a sharp edge to cut the mouth of the user. It slices through food with a rocking motion which is facilitated by a finger platform on both sides of the handle. As it is symmetrical it can be used by both left and right handed users.

091177856

2 Unbreakable Utensils

Tough nylon material that is kind to lips and teeth - durable enough to be used by individuals with strong bite reflexes. The utensils can be customised for the user's need by cutting to shape with scissors and smoothing with an emery board. Can be cleaned in a dishwasher up to 80°C (180°F) and sterilised. Pack of 10.

081002708 Teaspoons

081002716 Soup Spoons

3 Flexible Cutlery

These versatile utensils may be angled or positioned in a variety of directions and wrap easily around the hand and/or wrist to secure in the position required. The foam handle is 25mm (1") in diameter. Includes a 250mm (10") Velcro® hook and loop strap that can be used to further secure the utensil on the hand. Each utensil weighs only 113g and measures 356mm (14") long. Dishwasher safe to 50°C (120°F).

081002799 Fork

081002807 Teaspoon

081002815 Tablespoon

081002849 Paediatric Spoon

(Not shown for illustrative purposes)

4 Plastisol™ Coated Spoons

Plastic coated spoons that provide protection for teeth and lips from utensil edges and temperature sensitivity. Not recommended for those with heavy biting reflexes. Dishwasher safe up to 80°C (180°F). Cold water washing prolongs life of the utensil.

One spoon supplied only.

081002625 **A** Long Teaspoon

081002617 **B** Tablespoon

081002666 **C** Teaspoon

5 Rocking T Knife

This rocker knife has a large, 100mm (4") handle with a stainless-steel, single-edged blade. Because pressure is applied directly above the food to be cut, less strength and dexterity is needed by the user. Dishwasher safe up to 105°C (220°F).

081201243

6 Steady Spoon

This uniquely designed spoon allows those who could not ordinarily feed themselves to achieve independence. Five moving parts and counter weights keep the spoon level no matter what the users arm position or level of tremor. The hook and loop strap on the built up handle eliminates the need for strong grasp. The bowl is a standard teaspoon size.

Handle 140mm (5½") long, 32mm (1¼") diameter. Handle and bowl 240mm (9½") long. Strap 127mm (5") long. Weight 226g.

081002898

7 EasiEaters™ Curved Utensils

Lightweight and easy to grip plastic utensils that are angled to promote greater success with hand and mouth feeding. Built up handles make it easier to hold. Set includes fork and spoon. Dishwasher safe. Colour may vary. Handle length 76mm (3").

081004993 Right Handed Utensils

081005008 Left Handed Utensils



DISHWASHER SAFE

This product is suitable for use in a dishwasher.





1

Counterweight

Counterweights balance the food to control the effect of the hand movement

Stopper

Allows easy uptake of food by restraining the spoon angle

Spoon

Made from stainless steel

No Electrical Components


Mechanical solution, no batteries, no charge

Accessible

No age limit, left or right hand use

Easy To Use

Dishwasher safe




1 Elispoon Stabilising Spoon

ELISpoon is a revolutionary spoon that enables independent eating for people with hand coordination difficulties such as Cerebral Palsy, Essential tremors or Parkinson's disease. It is easy to use, to carry and to clean. Counter weights and rotation axes keep the spoon bowl level no matter what the adult or child's arm position or level of tremor, preventing food spillage. There are no electrical components or batteries.

- Counter weights keep the spoon level
- Easy to use and clean
- No electrical components or batteries
- Dishwasher Safe
- Length: 20 cm
- Width: 9.5 cm
- Weight: 70 g
- Colour: White
- Suitable for right and left handed

091566512



1

2 Maroon Spoon

Maroon spoons are ideal for narrow, shallow bowls made for feeding therapy. Spoons are perfect for poor lip closure, oral hypersensitivity, or tongue thrust. Not for severe bite reflex.

- 1 package contains 10 spoons
- Dishwasher safe up to 82°C
- No heated drying
- BPA free
- Phthalate free

081200427 Small 10/Pk
081200435 Large 10/Pk



1



2



DISHWASHER SAFE
This product is suitable for use in a dishwasher.



1 Thick Plastazote Foam Tubing

Closed cell foam tubing, available in various sizes to provide a built up handle for easier gripping e.g. cutlery, pens etc. It is non-absorbent, non-sticky, washable and dishwasher safe. Supplied in one metre (39") lengths, it may be cut to size. Exact lengths may vary plus or minus 50mm. External Diameter 31mm (1 1/4").

	Colour	Int. dia.	Weight
091101963	White	6mm	55g
091101971	Grey	6mm	55g
091101989	White	9mm	60g
091101997	Grey	9mm	60g
091102003	White	12mm	65g
091102011	Grey	12mm	65g
External Diameter 19mm (3/4")			
091101955	White	6mm	30g



2 Closed Cell Foam Tubing

Used for building up tool and utensil handles to give greater control to people who lack co-ordination, strength or gripping ability. Tubing has a slip resistant outer layer and is dishwasher safe. The tubing is 300mm (12") long and can be cut to the required length. Comes in packs of six. An assortment (two of each) is available for adults and children. The paediatric assortment comes in bright colours (Yellow, Orange and Blue). This is also suitable for the visually impaired.

081169713	Tan	Inner diameter 6mm (1/4") Outer diameter 22mm (7/8")
081169721	Red	Inner diameter 10mm (3/8") Outer diameter 28mm (1 1/8")
081169739	Blue	Inner diameter 16mm (5/8") Outer diameter 28mm (1 1/8")
091102037	Adult Assortment - 2 of each	
091102029	Paediatric Assortment - 2 of each	

3 Elastack™ Tapes

Elastack™ material is so soft, it seals out air on contact to form a suction bond. Adherence releases easily and is never sticky, making Elastack™ tapes ideal to prevent sliding and enhance grips. The ultra soft grade is the most adherent, transparent, and softest, but is not intended for use above room temperature. Medium grade is firmer, translucent, and durable at elevated temperature (dishwasher safe to 220°F/104°C). Tape is 20mm (4/5") wide and 3.6m (12') long. Latex free.

081204965	Ultra Soft Tape
081202118	Medium Soft Tape



LATEX FREE



LATEX FREE

DISHWASHER SAFE
This product is suitable for use in a dishwasher.

1 Cylindrical Foam Padding

This closed cell foam padding can be cut as required to build up items of cutlery. Supplied as a continuous length of foam padding (915mm). Dishwasher safe up to 180°C. Latex free.

	Colour	Internal Diameter	Outer Diameter
081169689	Light Blue	6mm (1/4")	19mm (3/4")
081169754	Blue	10mm (3/8")	35mm (1 3/8")



2 Homecraft Multi-Holder

Comfortable, easily adjustable, strap handle that provides a secure grasp on a variety of handle shapes and sizes. Made from a soft, stretchy fabric, this utensil securely holds a range of items such as cutlery, pens, pencils, brushes and combs. Useful for people with limited hand function or a weak grip. One size fits all. For left or right handed use. Colours may vary.

091098805

3 Weighted Utensil Holder

Easy to grasp utensil holder with a plastic cone shaped base that fits snugly into the palm of the hand. Designed to angle the utensil away from the palm to make eating easier. The hook and loop fastening enables the holder to be adjusted to fit most hands. The additional 226g weight within the base helps give stability for people with tremors. BPA and latex free.

081004159

4 Built-Up Utensil Holder

For those with poor hand function or a weak grip, this utensil holder has a half cone shaped plastic base, which angles the utensil away from the palm to make eating easier. May be used with cutlery, pens, etc. The hook and loop fastening enables the holder to be adjusted to fit most hands. BPA and latex free.

081004167



DISHWASHER SAFE
This product is suitable for use in a dishwasher.

1



1 Homecraft Incurve Plate Surround

This flexible guard can be fitted to ordinary plates to assist with one handed eating. Three clips attach it to the rim and create a high inward sloping face to help with food collection and prevent spillage. Plate size 190 to 254mm (7½ to 10") external diameter. Microwave and dishwasher safe. Weight 45g.

091099167 Retail Packed

081306091 Non Retail



2



2 Invisible™ Plate Surround

This sturdy plastic ring is formed to snap easily onto a plate. The clear plastic is easy to keep clean. Dishwasher safe up to 50°C (125°F). Guard is 30mm (1¼") high. Large size fits plates 215 to 250mm (8½ to 10") external diameter. Small size fits plates 150 to 190mm (6 to 7½") external diameter.

081003110 Small

081003128 Large



3



3 Medeci Plates

A deep dished plate to assist with picking up food. Made from tough plastic. The large contoured rim makes the plate easier to grip. It is lightweight, stackable and dishwasher safe. External diameter 241mm (9½"). Weight 180g.

091099043 Ivory

091099035 Blue



4



4 Manoy Contoured Plates

These melamine plates are designed to help those with one good hand or who have difficulty picking up food with utensils. They are oval in shape with a sloping bottom and high sided end to help scoop up food without spilling it over the side. Not suitable for microwave ovens, but dishwasher safe. Colours may vary.

Size

Weight

091098912 Small 227×159mm (8½×6¼") 200g

091098920 Large 279×197mm (11×7¾") 440g



RETAIL PACKAGED

These products are supplied in retail packaging.

DISHWASHER SAFE

This product is suitable for use in a dishwasher.

INFORMATION

Differences between melamine and polypropylene:

Melamine

- Heavier weight plastic
- Break resistant
- Scratch resistant
- Stain resistant
- Not microwavable
- Dishwasher safe up to 80°C (180°F)

Polypropylene

- Lightweight plastic
- Unbreakable
- Can scratch
- Can stain
- Microwavable
- Dishwasher safe up to 80°C (180°F)

1 Suction Scoop Dish

Features three suction cups fixed on the base for maximum stability. Just moisten the suction cups and press to smooth, flat surface. Off white melamine with a heavy duty reinforced 229mm (9") rim and base. Provides stable, non-slip eating surface. Dishwasher safe up to 80°C (180°F). Not recommended for use with microwaves.

081004886**2 Scooper Plate**

This flat bottom plate has a high rim with a reverse curve on one side that helps in scooping food onto a spoon or fork without spilling over the side. Made from blue, heat resistant plastic, it has a non-slip detachable suction ring. Once the suction ring has been removed, the plate is dishwasher safe. Diameter 165mm (6 1/2").

091098888**3 Suction Scooper Bowl**

This 110mm (4 1/2") dish has a suction base attached. The curved rim guides food onto the spoon whilst the slip-resistant base helps keep the bowl firmly in place. Once the suction ring has been removed, the bowl is dishwasher safe. Colours may vary.

081005693**5 Hi-Lo Dish**

Users can push food onto cutlery against the vertical wall that surrounds half of this plate. The entry wall is at the lowest point and gradually slopes upward. Constructed of white polyester with non-slip feet on base. Dishwasher safe up to 80°C (180°F) and suitable for use in a microwave. 195mm (7 3/4") diameter. 13mm (1/2") to 45mm (1 3/4") lip height.

081146349**6 Keep Warm Dish**

Simply unlock the plug and fill the chamber with hot water to keep food warm for extended periods. Plastic funnel included. Top-rack dishwasher safe, but not suitable for the microwave. Measures 50mm (2") high x 200mm (8") diameter. 650ml capacity. Weight 900g. Comes with Lid. Colours may vary.

091438365 Adult Dish

RETAIL PACKAGED
These products are supplied in retail packaging.

DISHWASHER SAFE
This product is suitable for use in a dishwasher.



1 Plate with Inside Edge

The curved inside edge keeps food from sliding off the plate to make self-feeding easier for children or adults. Plate is 230mm (9") in diameter with a 25mm (1") rim and a 13mm (1/2") edge. Dishwasher safe up to 80°C (180°F) and microwave safe. Made from polypropylene.

081004670



2 Round Scoop Dish

Moulded low at the front and high at the back, this unbreakable, round scoop dish is especially useful for those eating with just one hand. Non-slip, rubber padded bottom provides control when using the scoop feature. 200mm (8") diameter. Washes in top shelf of domestic dishwashers. Not recommended for microwave use.

081005636 Yellow

081005644 Ivory

081111780 Red



3 Scoop Plate

Ideal for the one-handed user. The vertical wall guides food onto utensils. This lightweight polypropylene plate has a non-slip rubber-coated base to prevent sliding. Entry wall is 13mm (1/2") high and steadily increases upward to 38mm (1 1/2"). 230mm (9") diameter provides plenty of space for any size meal. This microwaveable plate has a 19mm (3/4") rim for easy handling. Dishwasher safe.

091098896 White

091098904 Blue



DISHWASHER SAFE

This product is suitable for use in a dishwasher.



INFORMATION

Differences between melamine and polypropylene:

Melamine

- Heavier weight plastic
- Break resistant
- Scratch resistant
- Stain resistant
- Not microwavable
- Dishwasher safe up to 80°C (180°F)

Polypropylene

- Lightweight plastic
- Unbreakable
- Can scratch
- Can stain
- Microwavable
- Dishwasher safe up to 80°C (180°F)



1 Homecraft Caring Mug

This mug has a wide stable base with two large contoured and angled handles, which enables it to be held in the correct position for drinking. The lid has a well designed spout, and matches the Caring Cutlery range. It is useful for those with tremor or who cannot sit upright. The mug is suitable for use in a microwave and is dishwasher safe. Supplied with either a small aperture for liquids, or a large aperture for semi solids. Capacity 300ml (11fl.oz). Weight 176g.

	Aperture Size
091099563 Retail Packed	Small
091099555 Non Retail	Small
091165422 Non Retail	Large



1

Kitchen & Dining



1



1

SMALL APERTURE LID

LARGE APERTURE LID

RETAIL PACKAGED
These products are supplied in retail packaging.

DISHWASHER SAFE
This product is suitable for use in a dishwasher.

PRICES
For up-to-date prices please see our Website, alternatively contact your Sales Representative or Customer Services.



The Homecraft range of cups and mugs has been designed to aid independence and be suitable for a variety of needs, making them ideal for care home or home use.



1 Homecraft Feeding Cups

A range of clear plastic cups, designed for easy gripping. Two types of lid are available – a standard vented lid with a drinking spout or a lid with an adjustable spout that can be set vertical or clicked into an angled position is required. Both lids are available with either 4mm spouts for liquids or 8mm spouts for semi-solids/thickened liquids. The cups are supplied in pairs and are dishwasher safe up to 135°C (275°F).

	Spout Type	Aperture size	Capacity	Weight
091099977	Standard	4mm	250ml (9fl.oz)	80g
091099985	Standard	8mm	250ml (9fl.oz)	80g
091099993	Adjustable	4mm	250ml (9fl.oz)	100g
091100015	Adjustable	8mm	250ml (9fl.oz)	100g



2 Homecraft Clear Beakers with Holder

This beaker holder is made from toughened ABS plastic for extra strength and fits the **091099977**, **091099985**, **091099993** and **091100015** style of beakers. The beakers simply slot into the holder and are gripped in place providing a large easy to grip double handle. The wide rim base prevents beakers being easily knocked over. Each beaker holder is supplied with two mugs and two lids (4mm and 8mm spout). Dishwasher safe.

091421015 Beaker Holder & 2 Mugs Retail Packed



3 Homecraft Wing Handled Beaker

The large wing handles allow this beaker to be gripped in a comfortable position making it ideal for anyone with limited grip. Raised ridges prevent the mug slipping and consumption can be easily measured from the gradations on the side. The beakers are supplied as a pair with a narrow spout for liquids and wide spout for semi-solids. The beakers are dishwasher safe but the lids should be washed in warm water only.

091421007



RETAIL PACKAGED
These products are supplied in retail packaging.

DISHWASHER SAFE
This product is suitable for use in a dishwasher.



1 Homecraft Shatterproof Mug

This attractive mug is made from a tough, shatterproof material to prevent accidental breakage. The liquid consumption is easily measured by the marked gradations and the mug is supplied with a choice of lids. The spout lid helps with drinking and the recessed spill-proof lid avoids splashes. The mug is dishwasher safe and microwaveable, but the lids should be washed by hand. **081569656**



2 Homecraft Two Handled Mug and Lids

This popular mug has larger handles and shaped finger holds for ease of use. Gradations in the translucent material allow liquid consumption to be measured. The mug has a larger 270ml (9fl.oz) capacity. The lids supplied also fit the **081569656** shatterproof mug. Supplied as a pair with two lids – one spout lid and one splash lid. The mug is dishwasher safe, but lids should be cleaned in warm soapy water only. **091099571** Pair Retail Packed



3 Homecraft Wide Base Mug

This mug is made from high strength polycarbonate and has a wide base for stability to help prevent tipping. The dual handles provide a secure grip making it ideal for anyone who has a limited grasp. It also features visible gradations on the side so that liquid consumption can be easily measured. Available with either a white spouted lid or a clear spouted lid. An anti-splash lid is also supplied with the **091001262** mug. Capacity 285ml. Dishwasher safe.

091100049 Mug with Solid White Lid
091001262 Mug with Transparent Lid



1



2



3

 **RETAIL PACKAGED**
These products are supplied in retail packaging.

 **DISHWASHER SAFE**
This product is suitable for use in a dishwasher.



1 Sure Grip Mug

This feeding cup is designed with an angled spout to facilitate ease of use. Grooves in the cup ensure a better grip and the unique lid enables flow control and reduces spills if the cup is tipped over. Microwave and dishwasher safe up to 130°C degrees. Supplied with either a lid with a small aperture for liquids, or a large aperture for semi solids. A choice of colours is also available. Capacity 200ml (7fl.oz.).

Colour	Lid Aperture
091099589 Clear	Small
091099639 Clear	Large
091099647 Blue	Small
091099670 Yellow	Small
091099654 Green	Small
091099662 Pink	Small



2 Cup with Temperature Regulated Lid

This version of the Sure Grip mug above has a lid that changes colour when the contents are hotter than body temperature. If liquids hotter than 37½°C (96°F) are put into the beaker the lid will change colour from blue to pink, alerting the user to be careful when drinking. The lid is safe and easy to use and can also be used with a straw. Do not leave lid in direct sunlight.

091100114



3 Novo Cup

The Novo Cup is ideal for those who are in bed, lying down or have restricted head and neck movement. The 250ml cup is dishwasher and microwave safe. It is suitable for both hot and cold liquids. Once the lid is placed firmly on the cup and the stopper is in place, the cup becomes spill proof after the first sip.

091099498



4 Medeci System Cup

Available in three colours (suitable for the visually impaired) and able to be customised to individual needs. The handles can be inserted into fluted slots on the cup in the positions best suited to the user. Made from tough ABS plastic, the cups are microwaveable, dishwasher safe, stackable, hardwearing and versatile. Only available with a spout top lid. Capacity 340ml. (12fl.oz). Weight 170g.

- 091099704 Transparent Blue
- 091099712 Transparent Red
- 091099720 Ivory

Accessories

- 091099688 **A** Spout Top



RETAIL PACKAGED
These products are supplied in retail packaging.

DISHWASHER SAFE
This product is suitable for use in a dishwasher.

1 Nosey Cutout Tumblers

These cups are designed for added comfort and convenience. A special cutout helps to maintain the proper head and neck positioning when swallowing, making drinking even easier. Each tumbler is transparent which enables monitoring of liquid intake. Durable polypropylene makes these tumblers dishwasher safe up to 109°C (228°F).

- 081003466** 115ml (4fl.oz)
- 081003391** 236ml (8fl.oz)
- 081003425** 340ml (12fl.oz)



2 Dysphagia Mug

The design of this cup helps prevent liquids from escaping at the lips and directs the liquid to the centre of the mouth. It provides sufficient nose clearance to empty the cup without tilting the head back. The extended handle accommodates gripping by the entire hand or by the thumb only. Dishwasher safe to 80°C (180°F). Not recommended for microwave use.

- 081290527** Almond
- 081290535** Green



3 Homecraft Deluxe Nosey Cup

This stylish cup is shaped to avoid contact with your nose when the cup is tipped allowing you to drink without tipping your head back. The material is tough polycarbonate which is shatterproof and resists cracking, prolonging the life of the cup. The ergonomic shape ensures that it sits comfortably in the hand, making it easy for those with limited grip. The cup is also available with a set of handles which clip into the inset rim around the edge of the cup helping those with limited vision and allowing a firmer two handed grip if necessary. Simply align the small lugs on the cup to the corresponding holes in the handle and press firmly into place. To remove the handles, gently twist each side in turn and pull down. Microwave safe and dishwasher safe up to 80°C. Capacity 250ml.

- 091536275** Deluxe Nosey Cup
- 091536283** Deluxe Nosey Cup with Handles
- 091536333** Spare Handle

4 Nosey Cutout Cup

Designed for use by people who have difficulty tipping their head back. The cup is notched to allow room for the nose when cup is tipped. Dishwasher safe. Capacity 237ml (8fl.oz). Weight 40g.

081290584



5 Ergonomic Nosey Cup

This ergonomic Nosey Cup provides a steadier grip with its contoured shape and a slightly textured surface. A special cutout for the nose area allows users to drink easily without tipping the head back. Translucent plastic lets the carer monitor liquid intake easily. Dishwasher safe up to 80°C (180°F).

081003516

6 Flexi Cups

These flexible cups with cut outs can be gently squeezed to change the shape of the cup lid. Liquid is visible through the plastic to aid with feeding. The green cup is stiffer and designed to be used independently. Dishwasher safe and latex free.

- 081200393** Pink Flexi Cups 30ml (1fl.oz.) Set of 5
- 081200401** Blue Flexi Cups 59ml (2fl.oz.) Set of 5
- 081200419** Green Flexi Cups 207ml (7fl.oz.) Set of 5



7 Handy Cup

This two handled transparent polycarbonate cup has an extra wide base that provides stability, reducing the possibility of accidental spills. The angled design allows a person to drink without having to tip their head back to drain the cup. It can also be tipped beyond the point where a normal cup would touch the bridge of the nose. The user requires little (or no) neck movement to be able to use the cup. Holds 237ml (8fl.oz.). Weight 112g. Dishwasher and microwave safe.

081112341

 **DISHWASHER SAFE**
These products are suitable for use in a dishwasher.

1



1 Easi 2 Drink Tumbler

This unique product aids those who have difficulty in drinking without spilling. It is particularly suitable for those who suffer from hand tremors, Parkinson's Disease and Multiple Sclerosis amongst other conditions. The plastic insert sits inside the tumbler and restricts the wave motion of the liquid helping reduce the possibility of spills. The inserts are made from ladene polyethylene and are dishwasher safe. The inserts can be easily removed for cleaning purposes. A stainless steel extractor for the insert is included. Tumbler is ceramic.

091099522 Easi 2 Drink Tumbler

091099530 Spare Insert



2



2 Etac® Clear Beaker and Holder

A clear, insulated beaker, which has a lid and spout to reduce spillage when drinking. The holder has a large handle and a supporting lip so that it can be held firmly using both hands. Dishwasher safe. Capacity 400ml (14fl.oz). Weight: Beaker 54g, holder 56g, lid with spout 13g.

091099480



3



3 Provale™ Regulating Cup

Created to preserve the dignity of those who suffer from dysphagia or disorders associated with difficulty swallowing. The Provale™ Cup can be filled at the beginning of the meal and the diner can drink at will, on their own. The cup delivers a measured amount of liquid (5ml or 10ml) to the drinker to prevent choking. The cup also allows cleanup to be limited to one piece of dinnerware rather than the several parts of other feeders. Optional one or two easy-grip handle or no handle design. Dishwasher safe.

081066471 5ml Dispenser Blue

081066489 10ml Dispenser Brown



4



4 Insulated Mug with Lid

This polypropylene mug has a large easy to grasp handle and insulates hot or cold liquids. A weighted cup is also available, which has an extra 225g (8oz) of weight to make it easier for patients with tremors and athetosis to control movement while drinking. Not recommended for dishwasher or microwave use. Capacity 340ml (12 fl oz).

081003300 Standard Cup

081003094 Weighted Cup



RETAIL PACKAGED

These products are supplied in retail packaging.



DISHWASHER SAFE

This product is suitable for use in a dishwasher.

1 Vital Cup

Drink with ease – even in bed. The Vital Cup is designed for anyone who has a limited range of motion of the neck and can be used when lying in bed. Its unique design enables you to drink comfortably and independently due to the cone shaped interior cup. The contents of the cup can be emptied completely and easily without having to tip the cup. The Vital Cup is microwaveable and dishwasher safe. Height 115mm. Weight 140g. Diameter 71mm. Capacity 200ml.

091530799 Red



2 RiJe Dysphagia Cup

The RiJe Dysphagia Cup is designed for people suffering with difficulty swallowing or requiring pre-determined dose of liquid. It is also ideal if you have a limited range of head, neck and arm movement. The portion size can be pre-set to any size from 3ml to 15ml to provide an accurate consistent delivery. The cup automatically dispenses a limited portion of liquid each time it stands in its upright position. Once the portion is withdrawn and the cup is placed in an upright position again, it delivers another portion within 2-3 seconds. The RiJe Cup benefits from large ergonomic handles for a secure grip and a good nose cut for easy drinking without tilting your head back. It can be used with water like or light nectar thickened liquids (approximately the viscosity of maple syrup). Dishwasher safe to 180°F and suitable for use with warm and cold drinks.

081615178



3 Cup with Built-In Straw

For adults or children who need to drink with a straw, the cup eliminates the need to continuously buy extra straws. The straw reaches the liquid at the bottom of the cup to prevent air ingestion. BPA and Phthalates free. Holds 370ml.

081112523



1



2



3

DISHWASHER SAFE
This product is suitable for use in a dishwasher.

SammonsPreston

1



1 The Hydrant Drinking System

The award-winning Hydrant assists in the prevention of dehydration, which is a big problem within healthcare, and in turn can create other health problems, e.g. constipation, urinary tract infections, dizziness, bed sores and blood pressure problems. Where people are bed bound or have limited mobility, the risk of dehydration is increased, as they are dependent on someone else to help them access fluids. The Hydrant eliminates this problem, with its ability to hook, clip or hang onto beds, wheelchairs, chairs, belts, and with its long drinking tube to assist the user.

With its integrated cap and hanging bracket, the Hydrant has a drinking tube with a bite valve and a small clip to attach the tube to clothing if required. When the bottle is hung from a bed, chair, or wheelchair, the user simply takes hold of the tube, inserts the bite valve between their lips, then bites and sucks it to access the fluid. This ensures there are no leaks, spills or drips. If hung above head height, the tube works as a siphon, helping those with limited sucking ability, as fluid gently flows when the valve is activated. It has an ergonomic handle and indentations for easy holding, even for users with a poor grip, Parkinson's, MS, Arthritis, etc. It also has gradations on the side to monitor fluid intake.

The Hydrant has become standard issue equipment in some hospitals and rehabilitation units.

Dishwasher safe.

091184084 Hydrant 1 litre Bottle with Tube

091203199 Spare Tube



1



1



1



DISHWASHER SAFE

This product is suitable for use in a dishwasher.

1 Kennedy™ Cup

This spill-proof cup is perfect when sitting or reclining. The easy-to-grip handle can be picked up by weaker hands and is suitable for right or left handed people. The lid screws on tightly to prevent leaks and accepts any standard disposable straw. This lightweight, durable cup holds 200ml (7fl.oz) of warm or cold liquid. Dishwasher safe to 80°C (180°F). Latex free. Height 11.5cm (4½").

081003821



1

2 Sip-Tip Drinking Cup

The Sip-Tip valve helps straws stay full of fluid, reducing the amount of air ingested and effort required. The one-way valve can be trimmed at designated areas, giving the user selective flow restriction. Valve and lid are compatible with most brands of disposable flex straws. The spill-resistant tumbler has a graduated scale to monitor intake. Not recommended for carbonated beverages. Microwave and dishwasher safe to 82°C (180°F). Latex free.

081204148 Sip-Tip Drinking Cup
with Lid, One-way Valve and 10 Straws



2

3 One-Way Drinking Straws

These straws have one-way valves which stay filled with fluid, even after removing the straw from a user's lips. This feature eliminates the possibility of sucking in too much air while drinking. The clip-on straw hooks onto the side of a glass or cup to prevent the straw falling out. Each package contains two straws, one 254mm (10") and one 178mm (7"). Latex free.

091438357

4 Re-Usable Drinking Straws

These 457mm (18") straws come in two varieties: flexible and rigid. The 5mm (3/16") and 6mm (1/4") diameter, rigid straw can be heated with a heat gun and reshaped as desired. The rigid straw is ideal for soups. The flexible polyethylene straw comes with a 5mm (3/16") diameter hole. Latex free.

	Type	Diameter	Pack Size
081003284	Flexible	5mm	10
081003292	Rigid	6mm	5



3



4



DISHWASHER SAFE
This product is suitable for use in a dishwasher.



Homecraft Adult Feeding Evaluation Kit

This kit contains a variety of special eating utensils selected to help explore and solve the problems that delay or prevent self-feeding. The items included represent most areas of need. The kit is in a handy carry case for convenience and includes:

- | | | | |
|---------------------|--------------------------------------|---------------------|--------------------------------|
| 1 091098607 | Caring Cutlery Knife | 15 081306091 | Incurve Plate Surround |
| 2 091098623 | Caring Cutlery Fork | 16 081005636 | Round Scoop Dish |
| 3 081287986 | Bendable Tablespoon | 17 081005693 | Scoop Bowl |
| 4 081288000 | Bendable Rocker Knife | 18 091098920 | Manoy Contoured Plate |
| 5 081305986 | Lightweight Foam Handle Knife | 19 081004670 | Plate with Inside Edge |
| 6 091098532 | Lightweight Foam Handle Left Fork | 20 081569656 | Shatterproof Mug with Two Lids |
| 7 091098565 | Lightweight Foam Handle Right Spoon | 21 091099555 | Caring Mug - Bulk Pack |
| 8 081305861 | Queens Splayed Fork | 22 091099589 | Non-Spill Cup |
| 9 091097468 | Queens Nelson Knife | 23 081003391 | Nosey Cutout Tumbler - 236ml |
| 10 091098805 | Multi-Holder | 24 091102987 | Dycem Anchorpad - 190mm Blue |
| 11 081002815 | Flexible Handled Tablespoon | 25 091103241 | Dycem Grippistrip - 2m Blue |
| 12 081000462 | Sure Hand Strap | | |
| 13 081201243 | Rocking T-Knife | | |
| 14 091102037 | Closed Cell Foam Tubing - Adult pack | | |

091099175 Adult Feeding Evaluation Kit

1 Cordless Electric Mini Jug Kettle

A miniature kettle, ideal for boiling small amounts of water. It has an automatic cut out switch and the base can be fixed down, with provision for screws. It is extremely light and easy to lift compared to standard kettles and is ideal when travelling. The kettle can be easily lifted from the base providing maximum freedom of movement when filling or pouring. Size 190mm×125×205mm. Capacity 800ml. Weight 0.6kg. **091100239**



1

2 Homecraft Long Handled Bottle Holder

This long handled wire frame is used to carry bottles easily and safely without having to bend to pick them up, leaving a hand free for support. Handle length 600mm (24"). Max bottle diameter 83mm (3 1/4"). Weight 610g. **091096916**

3 Derby Kettle and Teapot Tipper

This tipper allows the safe and steady pouring of hot liquids without lifting any weight. The Teapot Tipper is designed to assist those who have problems with physical tremors or have difficulty in pouring. It is suitable for most types of teapots or electric kettles and comes with a Velcro® hook and loop strap for added security. Made completely from plastic it is lightweight and corrosion resistant. Suitable for use with cordless kettles. Length 205mm (8"). Width 275mm (11"). Height 200mm (8"). Weight 500g. When using the tipper with a cordless kettle (especially a jug kettle) for additional safety, it is recommended that the Tipper Stabiliser Base is used. **091100163** Kettle Tipper
091100171 Stabiliser Base



2



3

KETTLE TIPPER



3

STABILISER BASE

1



1 Homecraft Universal Kettle Tipper

This innovative kettle tipper is designed to be compatible with most kettle types including standard, jug and cordless kettles. The lever can be positioned on either side of the tipper to tip the kettle while it is held in place, without the user having to actually lift the water. This reduces the effort required and potential strain on the wrist that can occur when holding the kettle handle. For added safety the kettle will rock back into the upright position if the user lets go during use. The base plate is 200mm in diameter and has a sliding stop at the front so that the kettle can be positioned in the most suitable position. It is then secured in place by the two sturdy straps. The tipper is manufactured from attractive heat resistant plastic for durability and has rubber feet to prevent sliding on the work surface.

091207281



2 Homecraft Cordless Kettle Tipper

This innovative kettle tipper will suit most cordless kettles. There is a metal plate that secures the base of the cordless kettle and a frame with a hook and loop strap to keep the upper part of the kettle in place. A cut out at the foot of the tipper allows cups to be positioned as close to the kettle as required. The frame has a built in back stop to prevent spillage if the kettle is accidentally released during use. Weight 1kg.

091100148



2



RETAIL PACKAGED

These products are supplied in retail packaging.



SPARES

Spares are available for this product, for details and full spares listing please contact Customer Services.

1 Disposable Bibs

Convenient, lightweight, throw away clothes protectors that comfortably tie behind the neck, with a 100mm (4") trough to prevent runoff. Sold in packs of 50. Bib size 457x406mm (18x16").

081004233

2 Tabard Style Bibs

These tabard style clothes protectors are waterproof, absorbent and comfortable. The designs have a subtle, over-the-shoulder shape which provides the attractive and dignified look of a tabard but with a short back, making it an easy shape to put on and take off. The tabards have wide shoulder coverage and are shaped at the front to enable free arm movement at mealtimes. The long lasting snap fasteners are reinforced to ensure they stay firmly fixed in place allowing wide adjustment around the neck to suit most sizes or, alternatively, the tabards can be stretched over the head for convenience. Machine washable up to 80°C. Tumble drier proof.

Blue Burgundy
091158161 091558139 Small
091158179 – Medium
091534718 – Large

Size	Torso Length (L)	Shoulder Width (SW)	Body Width (BW)	Neck Circumference (C)
Small	430mm (17")	330-370mm (13-14½")	315mm (12½")	380-460mm (15-18")
Medium	560mm (22")	400-450cm (16-18")	380mm (15")	380-500mm (15-20")
Large	780mm (31")	420-490mm (16½-19")	380-460mm (15-18")	410-560mm (16-22")

3 Adult Neckerchiefs

These stylish Adult Neckerchiefs have a subtle and dignified look, are very soft to feel, absorb liquid instantly and are 100% waterproof. The Neckerchiefs are made from super-soft, lightweight fabrics throughout, which allow the bib to gather easily and comfortably around the neck. The gentle folds in the fabric help catch spills and give an attractive, neckerchief or scarf style look. The front fabric is absorbent, wicking away moisture helping to keep skin dry. It has a middle absorbent layer and waterproof back layer to offer total protection to clothes. The garment is quick fastening at the back of the neck. Machine washable at 40°C and suitable for use in a tumble drier. Width (across shoulders) 340mm (13"). Length (neck to bottom of garment) 200mm (8"). Neck circumference 400-500mm (15¾-19¾").

091534726 Navy Blue



£ PRICES
 For up-to-date prices please see our Website, alternatively contact your Sales Representative or Customer Services.



1 Homecraft Everyday Bib

A smart and practical bib for everyday use. The colourfast polycotton outer is hard-wearing but absorbent. The soft, flexible waterproof backing ensures that clothes are not stained. All bibs are fitted with press studs so that a pocket can be formed to catch excess food if required. Bibs can be fastened either with hook and loop patches for quick, easy donning, or with metal poppers for extra security. There are two alternative fastening positions for the poppers. The bibs are fully washable and can be tumble dried at low temperatures.

Available in three sizes: Small 580×380mm (23×15"); Medium 680×460mm (26¾×18"); Large 890×460mm (35×18").

Blue	Red	Size
091421155	091421148	Small
091099399	091099407	Medium
091099365	091099373	Large



2 Homecraft Wipeclean Bib

A smart, practical bib that requires no washing. Both the upper polyester surface and the PVC backing can be wiped clean after use. Simply wipe with a damp cloth or a very mild bleach solution. The neck features hook and loop fastening for easy fitting and the long length of the bib offers excellent protection to users. Dimensions 890×460mm (35×18").

091421056



3 Homecraft Dining Bib

A full length, highly economical bib that offers all-over protection. Hook and loop fastening allows quick and easy donning. A soft waterproof backing prevents seepage whilst the hard-wearing polyester outer layer catches spills. Wash and iron on low heat only. Colours may vary according to availability. Dimensions 890×460mm (35×18").

091099332 Single Retail Packed



MACHINE WASHABLE

MACHINE WASHABLE

RETAIL PACKAGED
These products are supplied in retail packaging.



1 Homecraft Stay Tray with Bean Bag

The Stay Tray with bean bag sits comfortably on your lap in a stable position. It allows you to use the tray sitting on a chair or lying in bed, providing a firm base for eating, drinking or recreational activities. The tray is washable and comes with a detachable bean bag. The bean bag cover is also removable and can be machine washed. The tray is supplied with a non-slip, heat-resistant silicon mat to stop plates or cups from sliding. The mat colour may vary.

091100338



2 Homecraft Freehand Tray

The Freehand Tray range allows you to carry the tray and its contents with only one hand, allowing you to open doors, climb stairs and support yourself safely whilst carrying items. The unique handle folds flat inside the inner rim of the tray and locks into place in the upright position, ensuring your hands do not become trapped when you put the tray down. The handle can easily be removed if required, for cleaning or use as a standard tray.

The tray is available in three variations

Tray with Carry Handle

091100320

Freehand Tray with Non Slip Mat

A tray with a non-slip, heat-resistant silicon mat to stop plates or cups from sliding (mat colour may vary)

091100312

All in One Tray

An all in one tray with carry handle supplied with silicon mat to prevent items from slipping and a bean bag to allow the tray to also be used as a lap tray providing a stable surface.

091536267



3 Homecraft Adjustable Wooden Bed Tray

Attractive, practical wooden frame bed tray. Adjustable to five different angles for reading, writing, etc. The legs fold out to allow the tray to be placed comfortably across the lap. The tray is laminated to allow easy cleaning. Height 235mm (9 1/4"). Width 540mm (21 1/4"). Depth 310mm (12 1/4"). Adjustable to 445mm (17 1/2") at the rear.

091100361



1



FREEHAND TRAY WITH NON SLIP MAT

2



FREEHAND TRAY WITH CARRY HANDLE



3

RETAIL PACKAGED
These products are supplied in retail packaging.



1 Homecraft Folding Walsall Trolley

With a sturdy steel frame and moulded plastic trays, this trolley can be quickly and easily folded away for transport or storage. The handles are angled to give improved grip and stability and are height adjustable between 875 and 1060mm (34¹/₂ and 41³/₄"). External width 480mm (18³/₄"). External depth 470mm (18¹/₂"). Size when folded 480×185mm (18³/₄×7¹/₂"). Length depends on how high it has been set. Weight 7kg.

081447671



2 Homecraft Economy Walsall Trolley

This trolley has a steel frame with angled handles to give improved grip and stability. The shelves have open sides for easy transfer of plates and dishes, and rubber castors give control on any floor surface. This model is available as standard or height adjustable and with 64mm (2¹/₂") or 102mm (4") castors. Height standard 888mm (35¹/₂"). Adjustable upper tray height 564 to 736mm (22¹/₄ to 29").

Weight

081306133 Standard Castor (2¹/₂") 8kg
091100577 Adj. Large Castor (4") 9kg

Maximum load weight

25 kg **55 lbs**



3 Homecraft Standard Walsall Trolley

A cream steel frame with white coated shelves for easy cleaning. The lower shelf is cut away and one end of each tray has been left without a lip to facilitate food transfer. The angled side rails create comfortable hand grips. Available with 102mm (4") castors. Height to handle 920mm (36"). Shelves are 445×305mm (17¹/₂×12").

Weight

091100551 Large Castor (4") 9.5kg

Maximum load weight

25 kg **55 lbs**



4 Homecraft Adjustable Walsall Trolley

This trolley has the advantage of being adjustable to suit individual requirements. Both the handle and tray heights are adjustable to suit a wide range of user heights. It is supplied flat packed but is easily assembled without the use of tools. Available with 102mm (4") castors for greater manoeuvrability. Height to handle 889 to 1025mm (35 to 41"). Upper tray height 679 to 838mm (26³/₄ to 33"). Top shelf width × depth 450 × 450mm 17³/₄×17³/₄" . Bottom shelf width × depth 450×450mm 17³/₄×17³/₄" . Length 450mm 17³/₄" . Weight 9.5kg.

091100585 Large Castor (4")



SPARES
 Spares are available for this product, for details and full spares listing please contact Customer Services.



1 Days Walker Trolley

This height adjustable walking trolley is a sturdy and robust walking aid for use within the home, providing a means of transporting items from one room to another. The Trolley includes clip-on plastic shelves and is easy to clean. There are rails on tray edges to prevent items slipping off and the lockable hand brakes provide additional safety when rising from a seated position. Overall Width 585mm (23"). Overall Depth 560mm (22"). Handle Height 755 to 905mm (29³/₄ to 35³/₄"). Wheel diameter 150mm (6").

081449230 Beige

091557289 White

Maximum user weight



2 Days Adjustable Height Plastic Shelf Trolley

This high quality trolley is height adjustable from 880-1005mm (34¹/₂×39¹/₂"). It has two plastic clip-on shelves, which measure 460×330mm (18×13") and can easily be removed for cleaning. Supplied either flat packed or fully assembled.

091438969 Flat packed

091435213 Fully assembled

Maximum user weight



1

Kitchen & Dining

2



 **SPARES**
Spares are available for this product, for details and full spares listing please contact Customer Services.

1



homecraft

1 Homecraft Newstead Standard Trolley

These trolleys are made with an attractive beech finish with two cream coloured shelves. The lower shelf is cut away at the handle end to make walking with the trolley easier and safer. The far ends of the shelves are left without a lip to facilitate the transfer of items on or off the trolley. It has four swivel castors. Available with either small 31mm (1¹/₄") or large 102mm (4") castors. Height to handle 960mm (37³/₄"). Length 550mm (22"). Width 400mm (16"). Weight 8.3kg.

091100403 Small Castors (1¹/₄")

091100411 Large Castors (4")

Maximum load weight

15 kg	33 lbs
-----------------	------------------



2 Homecraft Newstead Compact Trolley

Similar to Newstead Standard Trolley but with shorter shelves. It has four swivel castors. Available with either small 31mm (1¹/₄") or large 102mm (4") castors. Height to handle 960mm (37³/₄"). Length 400mm (16"). Width 400mm (16"). Weight 7.3kg.

091100387 Small Castors - Assembled (1¹/₄")

091100395 Large Castors - Assembled (4")

Maximum load weight

15 kg	33 lbs
-----------------	------------------



2



homecraft

3



homecraft

3 Homecraft Newstead Dining Trolley

A version of the Standard Trolley, which can also be used as a table. The top shelf has no lip on one side to make it easier to slide plates and dishes on or off, and the lower shelf is cut away on the same side to make more space for the legs when sitting. Available with large 102mm (4") castors only. Height to handle 890mm (35"). Length 550mm (22"). Width 400mm (16"). Weight 5.8kg.

091100437 Large Castors (4")

Maximum load weight

15 kg	33 lbs
-----------------	------------------



4 The Buckingham Walking Frame Caddy

Developed by healthcare professionals to enable users of wheeled walking frames to safely transport a variety of daily living items. In most instances it can replace the need for a trolley. The caddy enables a user to carry most items safely and more importantly, independently without being reliant upon carers. With one large and one small compartment to allow the user to separate items such as glasses, keys, medication etc. Supplied with a tray that is designed to safely transport a plate of food, and a mug holder which holds any spillages. The caddy is easy to fit to most styles of walking frame. Manufactured from a tough, durable plastic it can be cleaned in a dishwasher and has drainage holes, for easy drying. Width without tray 434mm (17"). Width with tray 457mm (18"). Depth with tray 310mm (12¹/₄"). Height 200mm (8"). Total weight 1kg.

091117811

Maximum load weight

2 kg	4¹/₂ lbs
----------------	--



SPARES
Spares are available for this product, for details and full spares listing please contact Customer Services.

Household

RevoReach™	642 - 643
Homcraft Pick-Up Reacher	644
Homcraft Handi-Reacher™	645
Homcraft Easireach II	646
Reachers	647
Plastic Grab Rails	648 - 651
Homcraft Grab Rails	652 - 654
Homcraft Steel Rails	655
Steps & Stools	656
Tap Turners	657
Gripping & Turning Aids	658 - 659
Dycem® Non-Slip Solutions	660 - 664
Home Accessories	665
Clocks & Watches	666
Magnifiers & Lighting	667 - 668
Reading & Writing Aids	669
Scissors & Leisure	670

REVOREACH

Revolutionary Design

Sleek and modern, the RevoReach™ has been designed with the user in mind. The contemporary design is robust and uses ergonomic principles, making the product range as comfortable to use as possible.

Revolving Jaw

The revolving jaw head allows objects to be picked up from a variety of angles. It can be locked in position at 30° angles for increased flexibility.

Lightweight & Well Balanced

The correct balance of a reaching aid can be a significant factor when it comes to providing optimum control and a secure grip. For this reason the weight is distributed towards the handle making the reacher easier to control.

Key Features

- Ergonomic handle design reduces finger and wrist strain
- Attractive slip-resistant handle provides a more secure grip
- Robust construction for security and durability
- Slip-resistant ridged jaws provide additional grip when picking up objects
- Adjustable rotating jaw head operated by a pull and twist action offers flexibility - Adjustable in 30° increments
- Two models available to suit user requirements





1 RevoReach™ Xcel

This robust reacher benefits from an ergonomically designed handle with a trigger that requires minimal finger extension and allows the use of all fingers for a more powerful grip. The short trigger design is ideal for anyone with arthritic fingers or a weak grip.

	Length	Weight
091204825 Standard	660mm (26")	210g
091204833 Long	810mm (32")	230g



2 RevoReach™ GripLock


This unique reacher has additional features, making it as easy to use as possible. The GripLock benefits from an innovative locking mechanism that allows the jaws to be locked in place once an item is gripped, enabling the user to concentrate their efforts on moving the object, rather than maintaining their grip of the item. There are three main functions of the lock:

- Standard Lock - The standard locking feature allows the lock to be engaged using either the thumb or hand to turn the locking catch. This allows the user to grip an object then engage the lock once they have achieved a secure hold
- Grip & Hold - This innovative function allows the lock to be set so that as the trigger is squeezed, the jaws automatically lock. This is ideal for anyone who lacks the dexterity to use the lock catch when gripping an item, and is also very useful for gaining a tighter hold on an item that has already been gripped
- Fine Tune Grip - a useful feature that allows the jaws to be locked half way so they have a smaller range of movement. This is a useful function when picking up smaller objects as it allows a more precise grip and allows the reacher to retrieve items from tight spaces

	Length	Weight
091204791 Standard	660mm (26")	220g
091204809 Long	810mm (32")	240g



RETAIL PACKAGED
These products are supplied in retail packaging.



1 Homecraft Pick-Up Reacher

A unique lightweight, robust and wear resistant reacher. Ideal for retrieving or reaching a wide variety of items in the home, garden or out shopping. Available in four lengths, with or without optional extras.

Features

A Twin Gripping Jaws

The jaws have sculptured liners which give an excellent grip. The Pick-Up is operated by a wire not a cord eliminating fraying or stretching.

B Magnetic Head

There is a magnet attached to the jaw which allows easy retrieval of pins, paper clips and other small ferrous items.

C Trigger Design

The trigger is designed for comfort and is large and roomy to allow use of all fingers. The short trigger distance is ideal for stiff, arthritic fingers. The trigger projects through the top of the handle to allow it to be squeezed in the conventional manner, or pushed using the palm of the hand.

D Rotatable Head

The head can easily rotate to suit individual tasks.

E Stick Clip

The Pick-Up is supplied with a removable stick clip, allowing it to be clipped on to wheelchairs and walking frames etc.

Specifications	Length	Weight
Short	340mm (13 1/2")	170g
Standard	600mm (24")	215g
Long	750mm (30")	235g
Extra long	900mm (35 1/2")	250g

081306489	Short Pick Up Reacher
091114453	Standard Retail Packed
081306430	Standard Non Retail
081126333	Standard with Lock and Forearm Support
081306448	Standard Pick Up with Lock
091114503	Long Retail Packed
081306455	Long Non Retail
091114511	Long with Lock and Forearm Support
081306497	Extra Long Retail Packed



RETAIL PACKAGED
These products are supplied in retail packaging.

SPARES
Spares are available for this product, for details and full spares listing please contact Customer Services.



BEST SELLER

1



1

DIRECT DRIVE - NO CORD TO STRETCH



1



1 Homecraft Handi-Reacher™

An ultra lightweight, robust reacher that will assist those with restricted reach and/or mobility problems. Features a single moving jaw operated with a trigger action from the handle. The head is complete with a magnet for picking up small metal objects e.g. pins and a hook to aid dressing. The jaw may be rotated 360° to avoid the need to rotate the wrist which may be painful to certain users. The trigger operated by four fingers instead of the usual two is easy to grip and operate.

	Length	Weight
081306414	Standard Retail 610mm (24")	180g
091114339	Standard 610mm (24")	180g
081306422	Long Retail 760mm (30")	200g
091114388	Long 760mm (30")	200g
091114420	X-Long Retail 900mm (36")	220g
081126317	X-Long 900mm (36")	220g



1

RETAIL PACKAGED
These products are available in retail packaging.



1 Homecraft Easireach II

Made from lightweight aluminium, this reacher is designed for people with limited reach and/or mobility. The jaw opening is highly visible and features a slip resistant surface for a secure hold on the object. Available in standard or folding versions. Constructed with a cord running through the tube, which operates the plastic jaw. This cord style allows the reacher to be folded in the centre for ease of storage and transportation. All models include a magnet tip, a hook for dressing, a rubber lined jaw and a device that allows the reacher to be clipped to a stick or walker.

	Length	Weight
091114248	Standard 380mm (15")	147g
091114255	Standard 530mm (21")	172g
091114263	Standard 660mm (26")	198g
091114271	Standard 810mm (32")	227g
091114289	Folding 660mm (26")	198g
091114297	Folding 810mm (32")	227g



RETAIL PACKAGED
These products are supplied in retail packaging.

PRICES
For up-to-date prices please see our Website, alternatively contact your Sales Representative or Customer Services.

1 Sammons Preston Lightweight Reachers

A high quality durable aluminium reacher that is extremely lightweight and ergonomically designed for comfort. Designed for picking up objects, the reacher's serrated high visibility yellow jaw and flexible foam rubber tip conform to the contours of any object, working together to ensure a firm, secure grip. Hands remain comfortable on the ergonomically designed trigger action handle. Available as a standard model in 660mm (26") and 810mm (32") lengths or a folding model, 660mm (26") long for easier transportation. The jaw opens to 76mm (3").

	Length	Weight
081022524	Long 810mm (32")	225g
081022565	Folding 660mm (26")	196g
081022607	Standard 660mm (26")	168g

2 Suction Top Reacher

Aluminium reacher with circular rubber tips that provides a powerful secure grip. The large trigger can be operated by using the palm of the hand, making it easier for people with limited finger strength. The suckers operate by being pulled together by two metal strips rather than by a cord that can stretch or break. This gives a stronger more secure and durable grip. Two lengths available.

091114610	508mm (20")
091114628	762mm (30")



SammonsPreston



HIGH VISIBLE 76mm YELLOW JAW



RUBBER TIP CONFORMS TO ANY OBJECT



MAGNETIC TIP



ERGONOMIC HANDLE





1 Homecraft Moulded Fluted Grab Rails

This cost effective range of plastic grab rails is made from white PVC tubes with moulded end fittings. They have circular fixing plates which have a covering disc supplied that clips into place, hiding the screw heads. The tubes are fluted along their length to provide better grip for wet hands. Diameter of tubes 38mm (1 1/2"). Distance from wall 50mm (2 1/3"). Disc diameter 91mm (3 3/5"). No electrical earthing required. The covering disc is available as a spare, making this product suitable for refurbishment.

	Length	Weight
081306174	305mm (12")	295g
091101641	381mm (15")	370g
081306190	410mm (16")	395g
081306208	457mm (18")	440g
081306216	610mm (24")	595g
081306224	914mm (36")	885g



2 Homecraft Moulded Fluted Grab Rail System

This high quality grab rail system has been designed around the popular moulded fluted grab rails. The bars can easily be cut to any length and then slotted into a choice of fittings. Most runs can be accommodated using the T-Pieces and 90° elbows. The rail can be completed with end caps in T-Pieces or standard end brackets as used with the standard fluted rails. All of these can be purchased separately. As the fluted bars fit into ribbed sections, the bars will not twist in a users grip. We recommend that a standard solvent adhesive be used at all of the joints between the various parts. No electrical earthing is required.

- 091101765** A T-Piece - Pack of 2
- 091101799** B 90° Elbow
- 091101831** C 800mm Bar
- 091101773** D End Bracket



COVERING DISC



FLUTED TUBE



A



B



C



D

RETAIL PACKAGED
These products are supplied in retail packaging.

SPARES
Spares are available for this product, for details and full spares listing please contact Customer Services.

INFORMATION
Rail length measurements are from the centre of the fixing plate. The maximum user weight/load for these products is dependent upon the choice of fixings used and the mounting surface. For this reason, all rails should be installed by a person who has suitable qualifications and/or experience in installing this type of product, ensuring the fixtures are appropriate for the specific installation.

1 Days EasyBar Suction Grab Rail

The EasyBar suction grab rail offers a sturdy and safe support to the user without having to screw the product to the wall. It benefits from safety lock indicators that display green when secure and red when the rail is not secured. It is designed for use only on smooth and non-porous surfaces such as tiles, glass, porcelain or fibreglass. Ideal for assisting the user when standing and suitable for temporary or permanent use. No fixings required, making it very convenient when away or travelling.

091325786 **A** 350mm (13³/₄"

091325802 **B** 500mm (19¹/₂"



days

2 Homecraft GripSure™ Grab Rail

GripSure grab rails have soft, ribbed mouldings to provide additional grip in wet areas. They are warm to the touch and the subtle, stylish design makes the rails suitable for use in a variety of areas around the home. The ergonomic elliptical rail is easy to grip and can be mounted horizontally, vertically or diagonally. The oval shaped fixing plates have an attractive covering that clips easily into place. Diameter of rails 37mm. Distance from wall 37mm. Rail length measurements are from the centre of the fixing plate. No electrical earthing required.

091187822 300mm (12")

091187830 400mm (16")

091188077 450mm (18")

091188093 600mm (24")



homecraft



homecraft



RETAIL PACKAGED

These products are supplied in retail packaging.



INFORMATION

Rail length measurements are from the centre of the fixing plate. The maximum user weight/load for these products is dependent upon the choice of fixings used and the mounting surface. For this reason, all rails should be installed by a person who has suitable qualifications and/or experience in installing this type of product, ensuring the fixtures are appropriate for the specific installation.



1 Prima Grab Rails

An innovation in safety grab rail design. The Prima grab rails feature special soft grip mouldings around the bar to reduce the risk of slipping, even with wet soapy hands. The bars are strong, one-piece moulded plastic with the super reinforced strength of an internal non-rust aluminium tube. The ergonomic grip is comfortable and never cold to touch. The straight bars can be mounted horizontally, vertically or diagonally. The two specially designed angled rails are ideal for the toilet, helping the users with weak hand strength to rise from the seat. Available in a range of six different lengths and angles to suit most locations.

Mint	White	Length
091101898	091158732	300mm (12")
091101906	091158740	400mm (16")
091101914	091158757	450mm (18")
091101922	091158765	600mm (24")
091101930	091158773	Angled 325mm (13")
091101948	091158781	Angled 400mm (16")

Maximum user weight



MAXIMUM LOAD
The maximum user weight/load given for these products is dependent upon the correct choice of fixings for the mounting surface. For this reason, all rails should be installed by a person who has suitable qualifications and/or experience in installing this type of product, ensuring the fixtures are appropriate for the specific installation.

1 Natural Grip Plastic Grab Rails

Ergonomically designed grab rails that provide the best possible shape to fit the users hand. Made from polypropylene with a stainless steel moulded insert throughout the length of the rail for additional strength. Suitable for inside or outside use. No electrical earthing required.

	Length	Diameter(Narrowest/Widest)
091100882	300mm	25mm/32mm
091100908	450mm	25mm/32mm
091100924	600mm	25mm/32mm

2 Prima Outdoor Grab Rail

The Prima Outdoor Grab Rail has been designed to assist in entering and exiting the home. The subtle colour allows the bar to blend into its surroundings and be more discreet when positioned on brickwork or a darker background. The bar gives superior grip and strength due to the slip resisting rings and the aluminium inner core.

	Length
091158658	450mm (18")

Maximum user weight



RETAIL PACKAGED
These products are supplied in retail packaging.



Homecraft Rails are suitable for both indoor and outdoor use.

1 Homecraft Ringwood Rails

This range is made in larger diameter steel tubing for greater comfort and easier grip. Available in either epoxy or chrome finish. Made from 32mm (1 1/4") diameter steel tube.

White Epoxy Coated

	Length	Weight
091100874	305mm (12")	440g
091101138	457mm (18")	660g
091101195	610mm (24")	880g
091101211	914mm (36")	1.3kg

Chrome

091101120	305mm (12")	410g
091101187	457mm (18")	630g
091101203	610mm (24")	850g
091101229	914mm (36")	1kg

2 Homecraft Steel Grab Rails

These steel grab are made of 25mm (1") steel tubing and powder coated for durability.

	Length	Weight
091393230	445mm (17 1/2")	455g
091393248	610mm (24")	620g
091438894	685mm (27 1/2")	705g
091100858	890mm (36")	865g

3 Homecraft Angled Steel Grab Rails

This is an offset, angled version of the standard steel grab rail. Used where hand access may be difficult, for example, near a door jamb. Available in white, epoxy-coated steel.

	Length	Weight
091100775	445mm (17 1/2")	455g
091100841	715mm (28")	705g

4 Homecraft Chrome Rail

These chrome plated steel rails are both durable and practical. They have a patterned, indented grip to help prevent hands slipping on them. The tubing is a comfortable 25mm (1") in diameter and they stand off from the wall by 38mm (1 1/2"). Available in five sizes.

091101427	305mm (12")
081570464	406mm (16")
081570472	450mm (18")
081570480	610mm (24")
091101484	812mm (32")

INFORMATION
 Rail length measurements are from the centre of the fixing plate. The maximum user weight/load for these products is dependent upon the choice of fixings used and the mounting surface. For this reason, all rails should be installed by a person who has suitable qualifications and/or experience in installing this type of product, ensuring the fixtures are appropriate for the specific installation.



1 Homecraft Polished Stainless Steel Grab Rails

The polished rails are available in either an elegantly simple straight rail design or a sleek curved rail design to add a touch of style to any bathroom. Both designs are available in three sizes. Diameter of rails 32mm (1 1/4"). Distance from wall 50mm (2").

Straight	Length
091329101	305mm (12")
091329119	450mm (18")
091329127	610mm (24")
Curved	
091329143	305mm (12")
091329150	450mm (18")
091329168	610mm (24")



1

Household



1



RETAIL PACKAGED

These products are supplied in retail packaging.



INFORMATION

Rail length measurements are from the centre of the fixing plate. The maximum user weight/load for these products is dependent upon the choice of fixings used and the mounting surface. For this reason, all rails should be installed by a person who has suitable qualifications and/or experience in installing this type of product, ensuring the fixtures are appropriate for the specific installation.

1



1 Homecraft Chrome Plated Steel Grab Rails

These stylish chrome plated steel grab rails are hard wearing and ideal for bathrooms or around the home. Made from 25cm (1") diameter steel tubing.

Length

- 091357276** 305mm (12")
- 091357284** 460mm (18")
- 091357292** 610mm (24")
- 091357300** 910mm (36")

2 Homecraft Powder Coated Steel Grab Rails

These steel grab rails are powder coated for durability and strength making them ideal for bathrooms or anywhere around the home. Made from 25cm (1") diameter steel tubing. Pre-drilled fixing holes in flanges.

Length

- 091325349** 305mm (12")
- 091325364** 460mm (18")
- 091325380** 610mm (24")
- 091357342** 910mm (36")

2



INFORMATION

Rail length measurements are from the centre of the fixing plate. The maximum user weight/load for these products is dependent upon the choice of fixings used and the mounting surface. For this reason, all rails should be installed by a person who has suitable qualifications and/or experience in installing this type of product, ensuring the fixtures are appropriate for the specific installation.



1 Homecraft Steel Newel Rail

This white, epoxy coated steel rail turns 90° around the newel post, avoiding the need to let go. There is a left and right handed version, as viewed looking up the stairs (091101369 pictured). Length 673mm (26 1/2"). Diameter 25mm (1") coated steel tube. Weight 720g.

091101351 Left
091101369 Right

2 Homecraft Ringwood Wall to Floor Grab Rail

Based on the popular Ringwood range of grab rails. This Wall to Floor Grab Rail is made in larger diameter steel tubing for greater comfort and easier grip. The rail has a diameter of 32mm (1 1/4") and a white epoxy coating that makes it suitable for indoor or outdoor use. The rail fixes to the floor and wall measuring 760mm (30") from the floor and 780mm (30 3/4") from the wall. For easy storage and transportation the rail comes in two pieces and is self assembly (by a simple but extremely strong bullet catch mechanism).

081330901

3 Homecraft Handy Rail

This unique and practical rail has been designed in conjunction with Physiotherapists, Occupational Therapists and Manual Handling Advisors. The rail is designed to provide support when navigating steps up to the door of a house and is suitable for use on step inclines from one to four steps.

- Designed to replace permanent rails with concreted in posts, reducing installation time significantly
- The rail can be installed either way round to suit different step inclines
- Can also be used to provide support at the side of a toilet or wash basin
- Suitable for indoor or outdoor use
- Manufactured from durable powder coated steel

Specifications

Height: 710mm

Distance from wall: 510mm

Length of rail: 540 or 400mm depending on fitting position (long rail section at top or bottom)

Weight: 4.6kg

091524149





homecraft

1 Homecraft Step Stool

A simple, sturdy stool consisting of a chrome plated steel frame with a non-slip rubber mat. The rubber ferrules provide a good grip on slippery surfaces. Top area 279×356mm (11×14"). Base area 305×406mm (12×16"). Height 225mm (9").

091102698 With Rail

091102680 Without Rail

Maximum user weight



2 Derby Half Step

The Derby Half-Step halves the door step rise for those with limited mobility. The large platform allows the user to become steady before attempting the actual step. The plastic construction ensures that the step is tough yet will not rust. It comes complete with a slip resistant rubber mat. The four feet are adjustable to ensure that the step can be levelled for use. Step length 400mm (15³/₄"). Width 740mm (29"). Height 110mm (4¹/₄").

081533777

Maximum user weight



3 Bigfoot Half Step

The Bigfoot Half Step meets the needs of anyone who finds the height difference between a door and the ground outside too much to achieve in one go, such as at patio doors. The step halves the height between the door and the ground, allowing the user to be steady on the large surface before attempting the next step.

It is height adjustable from 100-120 mm (4-5") to offer the perfect step height, and it offers a high weight limit of up to 50 stones (318 kg).

Optional handles can be fitted on the left, right or both sides, to give additional support when stepping down. It is also supplied with a security fixing kit for the best possible stability and to prevent it being taken away.

The plastic half steps is built for the outdoors: it's long-lasting even in cold or heat and will not rust. The step has four over-moulded feet which grip firmly against the ground and offer adjustability, so that the step can be made level on uneven ground.

091558303 Bigfoot Half Step

Maximum user weight



£ PRICES
For up-to-date prices please see our Website, alternatively contact your Sales Representative or Customer Services.

1 Homecraft Tapturn Turners

These strong moulded turners simply hook over the top of a X type tap, to make it easy to turn. They are supplied as a Red and Blue pair for hot and cold taps. Length 140mm (5½"). Weight 65g.

091102102 Retail Packed - Pair

091102094 Non Retail - Pair



2 Derby Tap Turners

Attractive, easy to use tap turners that can be used on crosshead and crystal taps. The soft textured handles provide a comfortable and secure grip whilst in use. There is no installation required due to the screw handle that tightens the grip on the tap.

Colour coded so that those with limited vision can identify the required tap. Length 180mm (7⅓"). Width 70mm (2¾"). Height 45mm (1¾").

091102169



3 Homecraft Crystal Tap Turner

This ingenious device clamps around the top of cylindrical tap tops, and provides the leverage to turn them easily. The barrel of the handle is spring loaded to allow the jaws to clamp down on the tap, which is gripped by soft non-slip rubber linings in the jaws. The jaws can also be locked in position. The handle is comfortable and easy to grip. For use with taps up to 60mm (2½") in diameter. Closed length 190mm (7½"). Weight 112g.

091102151 Retail Packed

091102144 Non Retail



1

homecraft



2



3

homecraft



RETAIL PACKAGED

These products are supplied in retail packaging.



1 Homecraft Contour Turner

This device is used to give good leverage for turning small difficult household items e.g. gas or radiator taps. The head has a bed of sprung stainless steel rods, which when pressed around an object, retract, conform around its shape, and provide a purchase around it when the handle is turned. The handle is a black plastic T-piece, which is easy to grip. It is small enough to be carried around in a pocket or hand bag. Head size 95mm (3 3/4") wide. 50mm (2") deep. Weight 130g.

081499623



2 Homecraft Key Turners

The Homecraft key turners have generous curved built up handles for holding keys. They provide an easy grip and good leverage for turning any Yale or mortice type door key. The two and three key turners feature a locking lever that allows keys to be folded into the handle when not in use.

A One Key Turner

081306232 Retail Packed


B Two Key Turner

091102250 Retail Packed

081306240 Non Retail

C Three Key Turner

091102235



RETAIL PACKAGED
These products are supplied in retail packaging.

1 Think Plastozote Foam Tubing

Closed cell foam tubing available in various sizes to provide a built up handle for easier gripping e.g. cutlery, pens etc. It is non-absorbent, non-sticky, washable and dishwasher safe. Supplied in one metre (39") lengths, it may be cut to size. Exact lengths may vary plus or minus 50mm. External Diameter 31mm (1 1/4")

	Colour	Int. dia.	Weight
091101963	White	6mm	55g
091101971	Grey	6mm	55g
091101989	White	9mm	60g
091101997	Grey	9mm	60g
091102003	White	12mm	65g
091102011	Grey	12mm	65g
External Diameter 19mm (3/4")			
091101955	White	6mm	30g



2 Closed Cell Foam Tubing

Use for building up tool and utensil handles to give greater control to people who lack coordination, strength or gripping ability. Tubing has a slip resistant outer layer and is dishwasher safe. The tubing is 300mm (12") long and can be cut to the required length. Comes in packs of six. An assortment (two of each) is available for adults and children. The paediatric assortment comes in bright colours (Yellow, Orange and Blue). This is also suitable for the visually impaired.

081169713	Tan	Inner diameter 6mm (1/4") Outer diameter 22mm (7/8")
081169721	Red	Inner diameter 10mm (3/8") Outer diameter 28mm (1 1/8")
081169739	Blue	Inner diameter 16mm (5/8") Outer diameter 28mm (1 1/8")
091102037	Adult Assortment (2 of each)	
091102029	Paediatric Assortment (2 of each)	



2



DISHWASHER SAFE
This product is suitable for use in a dishwasher.



Different colours improve hand-eye coordination



Use under pillows and cushions to stop sliding



Placemats for independent eating and dining



Cut to size to create a secure surface anywhere



For easy opening of bottles



Dycem non-slip roll has many uses



Self adhesive non-slip strips for an enhanced built-up grip



Dycem products make a difference every day

Dycem® non-slip[©]

Making Life Easier

Dycem Non-Slip has been specially designed to overcome many of the stabilisation and gripping problems encountered by people in hospitals, care homes, clinics, at home and on-the-go.


Dycem products have been widely used by therapists for many years, serving people with special needs and/or visual impairments.

Dycem is also a great aid for those who have had a stroke or who simply need a little extra help.

The products are not-sticky but grip firmly on both sides to provide support, stability and confidence during every day activities and exercise.

Dycem Non-Slip:

- Multipurpose – grips, holds and opens
- Long-lasting – easy to clean and reuse
- Non-toxic and latex-free
- Dycem products contain an antimicrobial which has been proven to inhibit the growth of Campylobacter, E.coli, Listeria, MRSA and Salmonella
- Has been proven to grip objects at an angle of up to 45°



Anchor your items onto any surface with Dycem Non-Slip's long-lasting non slip mats.

Dycem non-slip mats provide unbeatable grip for any item and have been proven to grip up to a 45° angle. Keep your things secure by using them on a range of surfaces.

These easy to use non-slip mats are antimicrobial, making them very hygienic. They are also made from non-toxic materials and do not contain any latex. These anti slip mats have so many uses that you will struggle to find a place that you can't use them. They are available in a range of sizes and colours.



1 Dycem® Anchorpads

Size	Weight	● Blue	● Red	● Green	● Yellow	● Silver	● Lime	● Pink
A Round 140mm (5½")	74g	091102938	091102946	091102953	091102961	091102979	091565159	091565142
B Round 190mm (7½")	140g	091102987	091102995	091103001	091103019	091103027	091565175	091565167
C Rectangular 250×180mm (10×7½")	134g	091103035	091103043	091103050	091103068	091103076		
D Rectangular 350×250mm (14×10")	248g	091103084	091103092	091103100	091103118			
E Rectangular 380×450mm (15×18")	434g	091103126	091103134	091103142	091103159			



2 Dycem® Non-slip Floor Mat

Manufactured from Dycem's unique non-slip material, these floor mats create a safe and effective surface for those with limited dexterity or reduced mobility. They measure 450×600mm (17¾×23¾") and are available in Blue or Grey.

- 091102912 ● Blue
- 091102920 ● Grey

3 Dycem® Nose Over Toes Mat

This innovative floor mat is designed to provide better traction underfoot and to prompt the user to position their feet correctly and adopt an appropriate position when transferring in or out of a chair.

091535541



RETAIL PACKAGED
These products are supplied in retail packaging.

1 Dycem® Bottle Opener

The Dycem Non-Slip Bottle Opener allows you to effortlessly unscrew tough bottle tops. It is also helpful for opening medicine bottles and turning smaller door knobs. Particularly suitable for those with a weak grip and arthritis sufferers.

091095991 Yellow



1

2 Dycem® Jar Opener

Dycem Non-Slip Jar Openers allow you to open any jar with ease. They provide a tight grip for lids of all sizes. They're perfect for those with arthritis, weakened grip, decreased hand sensation or upper extremity weakness.

091095983 Blue

091202613 Silver



2

PICTURED WITH AA6810S ANCHORPAD

3 Dycem® Display Unit Counter Top Mats

A counter top display pack containing 25 Dycem round Mats (14cm diameter), ideally suited to retail environments. Dycem mats can be used for a variety of purposes where grip and stability are important. The Dycem Mats can grip up to angles of 45 degrees and they are ideal for eating and dining.

091182286 Blue

4 Dycem® Non-slip Netting

Stop unwanted movement with Dycem non-slip netting. Easy to use and made from soft mesh material, the extra padding makes Dycem Non-Slip Netting perfect for seating and positioning. Simply cut the non-slip netting to desired size and place on cushions and seats. The wide mesh allows air to circulate, preventing any clamminess whilst maintaining comfort. Non-slip netting is also great for placing under rugs to stop them from slipping. Size 600mm x 2m (24 x 78"). Weight 432g.

0911103829

RETAIL PACKAGED
These products are supplied in retail packaging.



4



3

1



NEW



1 Dycem® Non-Slip coaster

A set of highly durable silver coasters designed to keep mugs and glasses in place. They fit beneath a standard sized mug or tumbler, providing a non-slip base on any dry surface. Coasters can also be used beneath fragile ornaments or vases for a secure surface. Supplied as a set of four. (Each coaster measures 9×9cm)

091428754

2 Dycem® Non-Slip Self-Adhesive Strips

Dycem Self-Adhesive Strips are designed to provide a comfortable built-up grip for a variety of items including cutlery, pens, walking frame handles, remote controls and hairbrushes. The strips are manufactured from Dycem reel material with an adhesive on one side. They can easily be cut to the required length with scissors. Supplied as a pack of three.

091103837 Blue

3 Dycem® Super-Grip Tapes

Dycem super grip comfort tapes feature unique grip properties and a thick cushioned surface. The grips can be cut to size and used on a variety of items. The tape is great for wrapping around crutch handles and parallel bars. The tape can also be wrapped around utensils and mobility equipment handles for a comfortable built up grip.

7500259	Black
7500260	Blue
7500258	Red

2



NEW

2



NEW

2



NEW

3



NEW



1 Home Safety Alert

A wireless calling alarm system with one main receiver unit and two pendant calling transmitters. Call Button and Panic Button on each pendant. The main unit receives and recognises who is calling and the urgency using different sound and coloured light signals. A quick reset button on the main unit can cancel the call or alarm. Each transmitter uses 1 x 23A 12V battery (included) and the receiver unit is powered by a 6V adaptor (not included) or 4 x AA batteries (not included).

091105105**2 Homecraft Plug Pull**

This self adhesive, plastic moulded T-piece fixes to the back of a standard three pin plug, and provides leverage for removing the plug from the socket. Supplied in a pack of 3. Also useful for drawers and doors where extra leverage is required. Weight 40g.

091102441 Pack of 3**3 Clearsound™ 100 Amplified Telephone**

This volume and tone controlled amplified telephone is designed for people who find it hard to use a conventional telephone. It features receiving tone (+/-10dB), receiving volume control (up to 30dB gain) and speech volume gain (+/- 4dB). The telephone also has adjustable ringer volume and tone, a bright visual ringer indicator, 3 emergency memories and 9 direct memories. Hearing Aid compatible.

091203892**4 Dallas 10 Big Button Phone**

This stylish telephone has an extra large keypad with easy-to-see big buttons making it very easy to use. It features receiver volume control up to 18dB, an adjustable ringer volume and super bright LED visual ringer indicator. It is Hearing Aid compatible and has 10 memory speed dials.

091224740

RETAIL PACKAGED
These products are supplied in retail packaging.

1



MENS



LADIES

1 Talking Atomic Watch

This attractive watch speaks the time and date in a clear voice with radio controlled accuracy. It automatically adjusts between summer and winter time and has an automatic setting function by seeking the time signal in countries where available including UK, Germany, USA and Japan. It can also be manually set for countries with no signal. It also includes an option of an alarm and hourly time announcement. The speech was recorded by the RNIB. Silver tone case with stainless steel bezel and either a leather strap or stainless steel bracelet. Battery included.

091201714 Mens Leather Strap

091534627 Ladies Leather Strap



2 Talking Alarm Clock

This alarm clock has a talking function and clear analogue face to assist the visually impaired. It has a dual time display and the voice announcement of the time activated by pressing the large button on the top of the clock. Includes options for voice announcement of temperature, alarm, hourly time announcement. Requires 2 x AA batteries (not included).

091146950



3 Wake 'n' Shake Vibrating Alarm Clock

This stylish and modern alarm clock is ideal for anyone who is hard of hearing. It features a large LCD display, and adjustable volume alarm (up to 95dB), a vibrating pad that can be placed under the pillow and a strobe light to wake the user. It has four alarm options: Shaker, Flash and Aarm, Flash and Shaker, Alarm and Shaker. It is easy to use and can also be used as a telephone ring alerter.

091225630



Designed in association with



40 pence (excluding vat) per product sold is paid to RNIB which covers all its taxable profits to RNIB a registered charity number 226227

2



3



RETAIL PACKAGED

These products are supplied in retail packaging.

1 Hands Free Magnifier with Light

Can be used as a hand held or a hands free magnifier when used with the neck cord supplied. Ideal for reading, sewing or other hobbies. The lens face has a diameter of 105mm (4¹/₄") and a large magnification area of $\times 2$. A small central magnification area of $\times 4$ makes it suitable for close work. With a built in light, this magnifier can also be used in the dark. The cord can be stored away neatly within the handle. Length 250mm (10"). Width 120mm (4⁴/₅"). Depth 20mm (4⁴/₅"). Weight 200g. Requires 2 x AAA batteries (not included).

091104777**2 Round LED Magnifiers**

These hand-held LED magnifiers have scratch-resistant aspheric lenses offering 4 \times or 7 \times magnification. The LED light helps to highlight everyday text, maps and photos and provides bright, even illumination for close inspection tasks and hobbies. Ideal for use in areas of poor illumination or limited natural light. Comfortable to hold with a sensibly-positioned easy on/off switch on handle. Requires 3 AAA batteries (not included).

091329549 4 \times Magnification 75mm Lens**091329556** 7 \times Magnification 40mm Lens**3 Folding LED Rectangular Magnifier**

This stylish rectangular magnifier has an extra-bright, long-lasting LED illumination. It improves the contrast of lettering against the page thereby making reading more comfortable. Handle folds flat into body for compact storage. Lens size: 50 \times 75mm (2 \times 3"), 3 \times magnification. Supplied in gift box with protective pouch and button cell batteries giving up to 100,000 hours of bulb life.

091187004

£ PRICES
For up-to-date prices please see our Website, alternatively contact your Sales Representative or Customer Services.



1 Desk Top Magnifier

This unique hands-free magnifying stand has a fresnel-type swivel lens, which revolves 360°. Generous 160×110mm (6¹/₄×4¹/₄") lens (2×) makes light work of everyday or occasional inspection and magnification tasks. Lightweight plastic construction.

091170133

2 Full Page Magnifier

This full page flexible magnifier has a 'soft-touch' frame for positioning and comfort. Ideal for magnifying text, small print, maps and documents. Viewing area 250×180mm (9³/₄×7") with approximately 2× magnification.

091170091

3 High Vision Reading Light

These specially designed lamps use near daylight bulbs allowing you to read and concentrate for longer, helping to relieve eyestrain and headaches. They are ideal for hobbies or close work and are helpful for the elderly or anyone with limited vision. The flexible arm adjusts the angle and makes sure that the light always shines at the right height and from the right direction. Supplied with 27w near daylight low flicker bulb that is energy efficient and lasts up to 8000 hours.

091203710 **A** Floor Lamp

091203728 **B** Table Lamp

091203736 Spare Bulb



1 Homecraft Folding Book and Magazine Stand

This stand holds books or magazines open and upright for reading without using the hands, and can also be placed over the knees. Supplied with a book clip which is used to hold pages open, follow text or as a bookmark. It folds flat for storage. Size folded 305×229mm (12×9"). Weight 670g.

081306380

2 Booklift™ Copyholder

This easel-style book holder has nine height adjustments, which enables an individual to read from any size book at various viewing angles. Two adjustable clips hold reading materials open and in place. It folds flat for storage and portability. Measures 300×240×45mm (11¾×9¾×1¾") with a 38mm (1½") lip when open.

081021906

3 Book Holder Stand

The Book Holder Stand enables individuals with limited upper extremity function to read hands-free and without neck strain while sitting, standing or lying supine. The page holder's spring action and soft rubber ends make turning pages easy, even with one hand. The stand is height adjustable from 790mm (31") to 1300mm (51") and tilts and rotates around the horizontal axis.

081021997

4 Homecraft Pen and Pencil Holder

This soft PVC moulding slides on to normal sized pens and pencils to make them easier to grip and control writing.

Internal diameter 8mm. Available in packs of three. Weight 22g.

091104629 Mixed - Retail Packed

091104603 Mixed - Non Retail



5 The Pencil Grip

Encourages writing with full hand/arm action. Pear-shaped design promotes correct gripping and prevents finger cramping and user discomfort. Fits any standard pencil or pen. For right or left-handed users.

081021450 Pack of 3


081021468 Pack of 12



RETAIL PACKAGED
These products are supplied in retail packaging.



MINI EASI-GRIP SCISSORS



1 Easi-Grip Chiropodist Scissors

The long loop handles allow the whole hand to be used for controlling the scissors, which is ideal for those with a weak grip. The extended shank helps users who have difficulty bending and the angled blades give a good cutting position, with the top blade being slightly serrated to stop it slipping. The blades are made of stainless steel. Overall length 200mm. Blade length 30mm. Weight 55g.

091102870 Retail Packed



2 Easi-Grip Scissors

Easi-Grip Scissors are extremely lightweight with plastic handles and stainless steel blades. The continuous loop handle automatically reopens the scissors when pressure is released. As they require only a gentle squeeze to operate them, they can be used between fingers and thumb or fingers and the palm of the hand. They are supplied with a blade guard for safe storage and are available with round or pointed blades in both right and left handed versions. The Mini Easi-Grip Scissors can be used either right or left handed and are ideal for both young children and those with restricted growth, plus for use when cutting threads, wool and fine craft work.

	Blade Length	Blade Style	Hand	Weight
081569664	45mm	Round End	Right	30g
091182617	45mm	Round End	Left	30g
081569672	45mm	Pointed	Right	30g
091102789	75mm	Pointed	Right	46g

Mini Easi-Grip Scissors

091102763	24mm	Round End	Both	16g
------------------	------	-----------	------	-----

3 Mounted Table Top Scissors

This device has scissors mounted on a plastic base, with rubber non-slip feet. The scissors are operated by depressing the "T" shaped handle and the spring will automatically reopen the blades once the pressure is released. Suitable for use by those with only one functional hand.

081584838 45mm Round Ended Blade

081584846 75mm Pointed Blade

4 Playing Card Holder

Designed for people with limited use of their hands. Cards can be easily added and removed. The front is extended to hold pencils or small coins. Height 35mm (1 3/8"). Length 250mm (10"). Width 50mm (2").

091105220



RETAIL PACKAGED

These products are supplied in retail packaging.

Wellbeing

Medication Aids 672 - 674

Pain Relief 675 - 676

Respiratory Care 677

Health 678



1 Opticare® Eye Drop Dispenser

Suitable for the majority of people who struggle with eye drops, this eye drop dispenser boosts confidence and supports independence. Simple to use and durable, Opticare accurately and safely targets the eye and helps you to squeeze the bottle. The grip sized design makes it ideal for elderly or arthritic hands. Each dispenser is now supplied with a simple adaptor making it compatible with many non standard bottles.

091146968 Single



2 Homecraft Pill Crusher and Dispenser

Uses a screw action to crush uncoated pills into a powder ideal for mixing in a drink or putting in food. The upper section can be used as a drinking cup or for medication storage. Ideal for children or for those with difficulty swallowing. Weight 32g.

091146836



3 Homecraft Tablet Splitter

A blade within a holder allows uncoated tablets to be divided in two. Tablets can be stored in the front of the tray. Weight 38g.

091146760



4 Tabtime Super 8 Daily Pill Reminder with Timer

The great Tabtime Super 8 has been especially developed with Parkinson's & Alzheimer's patients in mind, but will benefit anyone who needs to take pills, medication or tablets several times a day. It features up to 8 daily alarms that can be set to any time required with 8 numbered tablet compartments. The alarms settings are remembered every day but can be easily changed at any time. In conjunction with the alarms, a red LED on the lid flashes until the case is opened, providing a visual indication that a dose may have been missed. An easy to open magnetic catch is ideal for those with diminished dexterity and there are two alarm volumes to help those who may be hard of hearing. It has a large screen with clear figures and big buttons that are well spaced out. Size 110×60×30mm (4¼×2¼×1¼").

091208057



4



RETAIL PACKAGED

These products are supplied in retail packaging.

1 Anabox Weekly Pill Box

The Anabox weekly pill box is great for users of all ages. Designed for easy handling, it contains a full week's supply of medication with easy identification of the days of the week and times of the day.

Features

- The outer case is designed so that dispensers are easily detached and replaced. If held upside down, the dispensers will not fall out.
- A medication chart is attached to the bottom of the case with space to write the patient's name, medication notes and details of exactly when to take the tablets.
- Dispensers are tilted in the case so they can be viewed at a glance. This facilitates checks as to whether a tablet has been taken or forgotten.
- There are five compartments per dispenser, with a larger one for the morning when most medication is taken. This also helps those with visual impairments to ensure the dispenser is the right way round.
- A unique lid guiding mechanism aids quick and simple re-filling and retrieval of medication. Lids can be slid aside or clicked open or closed as necessary.
- Small bumps on the back of the dispenser help to prevent the box from sliding out of the hand.
- Semi-circle shaped boxes means they are easy to retrieve, have large volume and are simple to clean. They feature large, clear printed labels: morning, noon, evening, night and as required.
- The dispensers are made from high quality material and are dishwasher safe.
- Stackable.
- Available in three colours.
- Size 182×119×49mm (7¹/₈×4³/₄×2")

- 091208073** White
- 091208081** Turquoise
- 091208099** Rainbow



2 Anabox Seven Day Pill Organiser

The 7-day single pill box is designed for easy handling and to contain a full week's supply of medication with easy identification of days of the week. The ergonomic shape means it is easy to handle and the lids are designed to be easy to open without falling undone in pockets or handbags. It features seven compartments, one for each day of the week, and is manufactured from high quality material. Durable and long lasting, it is dishwasher safe. Available in a display box that holds 12 dispensers in a range of colours or as singles.

- Single size 136×51×20mm (5³/₈×2×³/₄")

091208107 Single (colour may vary)



3 Poppet Pill Remover

A quick and easy way to remove and organise pills for everyday use. Removes pills from most packs and collects them in the handle, enabling the user to place the correct pill in an organiser. Takes away the need to handle small and awkward pills. Compact and lightweight for transportation.

091146901



RAINBOW



TURQUOISE



WHITE



2



3



3

DISHWASHER SAFE
This product is suitable for use in a dishwasher.

RETAIL PACKAGED
These products are supplied in retail packaging.



homecraft

1 Homecraft Medi-Dispenser

This organiser can contain a week's medication with up to four daily doses. The plastic wallet has seven plastic containers, printed with the day, and embossed with the number of the day of the week. Size: 162×118×28mm (6¹/₈×4²/₈×1¹/₈").

091146398



2 Medinizer Pill Organiser

A highly durable one week pill organiser that has seven boxes, one for each day of the week. Each box has four compartments for dosage throughout the day. The lid has an easy opening and click-on closing, especially designed for those with arthritis or limited strength. A soft nylon bag is provided to hold all seven boxes. Available in two sizes.

091147057 Small 25×95×18mm (1×3⁴/₅×3/4")

091147065 Standard 50×160×20mm (2×6²/₅×4/5")

3 Pill Organiser

This is ideal for people who take larger numbers of tablets more frequently each day. It has four clearly marked compartments for breakfast, lunch, dinner and bedtime. It is also marked with each week day. Measures 272×141×40mm (10⁵/₈×5¹/₂×1⁵/₈").

091438373



RETAIL PACKAGED
These products are supplied in retail packaging.

BIOFREEZE®

Freeze your pain with Biofreeze®

Biofreeze® is the Number 1 recommended topical pain reliever by hands-on healthcare professionals. Biofreeze products help manage discomfort by offering a variety of benefits that assist in therapy, pain relief, exercise, training and overall comfort.

1 BIOFREEZE® Tube 12 Pack

7500140 12 x 28g/30ml Tube

2 BIOFREEZE® Sachet Box of 100

7500142 5g/5ml

3 BIOFREEZE® Roll-On

7500146 84g/89ml

4 BIOFREEZE® Spray

7500147 104g/118ml

7500151 417g/473ml

5 BIOFREEZE® Tube

7500145 112g/118ml

6 BIOFREEZE® Pump Action

7500149 448g/473ml

7500150 897g/976ml



TheraPearl®

TheraPearl® was designed with the consumer in mind. Whether chilled or heated, Pearl Technology holds the hot or cold temperature for the doctor recommended time of 20 minutes while conforming to your body to deliver the perfect relief from your aches and pains.

Microwaved

Pearls conform and deliver soothing heat therapy to the desired body part.

Frozen

Pearls create the “frozen peas” effect, and offer ice therapy without sacrificing flexibility.

1 TheraPearl® Neck Wrap

091554732

2 TheraPearl® Back Wrap with Strap

091554708

3 TheraPearl® Knee Wrap with Strap

091554724

4 TheraPearl® Shin Wraps with Straps (2 Pack)

091554757

5 TheraPearl® Sports Pack with Strap

091554716

6 TheraPearl® Sports Pack

091554740

7 TheraPearl® Ankle/Wrist Wrap with Strap

091554765



1



1 TPN 200 Plus

Features

- Dual channel
- Simple analogue operation
- Flip down front cover protects the controls
- Integral belt clip
- Variable pulse rate 2Hz - 150Hz
- Variable pulse width 30 μ s - 260 μ s
- Selectable modes: Modulation, Constant, Burst

Supplied complete with leads, self adhesive electrodes, 1 \times 9V battery and TENS User Guide in soft carry case.

091531730


2 TPN 200 Premier+

- Simple analogue operation
- Flip down front cover with viewing panel
- Flip top cover (protects output control movement)
- Integral belt clip
- Fully featured timer
- Variable pulse rate 2Hz - 150Hz
- Variable pulse width 30 μ s - 260 μ s
- Selectable modes: Modulation, Constant, Burst

Supplied complete with leads, self adhesive electrodes, 1 \times 9V battery and TENS User Guide in soft carry case.

091531748

2



1 Beurer IH21 Nebuliser

The IH21 is used to treat the upper and lower respiratory tract, colds, asthma and respiratory diseases. Compressed air technology is used for the nebulisation of prescribed liquid medicine. The Beurer nebuliser offers a high rate of medication vaporisation ($>0.21\text{ml}/\text{min}$), making the 1.2 bar operating pressure inhalation time shorter. A mouthpiece, nose attachment, adult mask, extra long air tube and filter can be stored within the compartment, which can be easily cleaned and disinfected, ready for the next treatment. Mains operated and is covered by a 3 year guarantee.

091536416**2 Beurer IH40 Nebuliser**

The Beurer IH40 nebuliser has Ultrasonic technology to help treat the upper and lower respiratory tract. The IH40 is also used to treat colds, asthma and respiratory disease. Perfect for adults and children as it generates low level of noise, makes the IH40 pleasant and discreet to use. The nebulisation chamber is illuminated blue when in use, and also features interchangeable medication containers plus, automatic switch-off function after 10 minutes. The Beurer nebuliser offers a high rate of medication vaporisation ($>0.40\text{ml}/\text{min}$), making the inhalation time shorter. Included within the pack are a mouthpiece, adult mask, child mask, filter, medication cups and power supply. Can be easily disinfected after each use. Mains operated and is covered by a 3 year guarantee.

091536424**3 Beurer IH55 Nebuliser**

Beurer IH55 uses vibrating membrane technology. This modern and portable Nebuliser, utilises innovative mesh technology for the treatment of the upper and lower respiratory track conditions. Effective and versatile enables you to use in the comfort of your home or during travelling. Perfect for adults and children with low level of noise generated, makes the IH55 pleasant and discreet to use. The IH55 nebuliser can be tilted during use to a maximum of 45 degrees without any impairment to the function. Should the medicine not be in contact with the mesh the nebuliser stops automatically. A high proportion of respirable particles combined with high nebulisation capacity make the IH55 perfect for treatment of respiratory track conditions. The Beurer nebuliser offers a high rate of medication vaporisation ($>0.25\text{ml}/\text{min}$), making the inhalation time shorter. Powered directly from the mains power supply or 4x AA batteries. Included within the pack is nebulising unit with mesh nebuliser, adult mask, child mask, mouthpiece, connecting piece, power pack with fitted 3 pin UK plug, 4x 1.5v AA batteries, storage bag, instruction manual and is covered by a 3 year guarantee.

091536432

1



2



3

**RETAIL PACKAGED**

These products are supplied in retail packaging.



1 Mini Massager

Compact but powerful massager includes three heads for concentrated massage of specific areas. Cap can be left on for massage over larger areas. Battery operated massager vibrates at approximately 5500 cycles per minute. Battery included.

081292622
081116375 Replacement Heads

2 Thumper Sport Pro

The Thumper Sport has been designed for self-care by professionals and home users. Inspired by the Thumper Mini Pro 2, the Thumper Sport uses patented Thumper Action to transmit energy deep into the muscle tissue. With variable speed control from 20 to 40 Hz that matches muscles natural healing frequencies. A long, ergonomic handle accommodates all hand sizes and reaches all muscle groups. Weighs only 1.4kg. Comes with interchangeable massage spheres that allow you to customise your massage experience.

091183383

3 Massage Balls


When massaged on the body these balls help relieve tension and stimulate blood circulation.

	Diameter	Colour
091124346 A	6cm	Orange
091124353 B	7cm	Green
091124361 C	8cm	Yellow
091124379 D	9cm	Red
091124387 E	10cm	Blue

4 The Original Backnobber™ II

Deep muscle therapy device constructed of reinforced, polymeric resins. Hook the backnobber over the shoulder or under an arm and use it as a leverage to apply deep pressure to trigger points in the muscles of the neck, shoulders or back. Includes user guide.

091035104



LATEX FREE



LATEX FREE

£ PRICES
 For up-to-date prices please see our Website, alternatively contact your Sales Representative or Customer Services.

Wheelchairs

Days® Aluminium Wheelchairs	680 - 685
Days® Steel Wheelchairs	686 - 693
Wheelchair Clothing	694 - 695
Scooter & Powerchair Clothing	696 - 697
Wheelchair & Scooter Bags	698 - 699
Wheelchair Accessories & Wheelchair Gloves	700 - 701
Channel Ramps	702 - 704
Folding Ramps	705 - 708
Broad Ramps	709 - 710
Threshold Ramps	711 - 712

Great value for occasional usage

NEW COLOURS

BEST SELLER



Days Escape Lite Self-Propelled

Ideal for occasional use

With an extremely lightweight and foldable aluminium frame, the Escape Lite has been specially designed for ease of transportation and storage, making it an ideal chair for occasional use. Suitable for both indoors and out, it gives you flexibility wherever you go. With two seat widths and four colour options, whatever your style or preference, there's an Escape Lite available for you.

The light way to escape

In addition to being lightweight, these self-propelled chairs offer both comfort and practicality. With a full-length armrest, padded upholstery and detachable swing-away footrests, they provide all the basic comfort necessities. Peace of mind and low maintenance are provided by the puncture-proof tyres.

Key features

- Introducing Quick Release MAG Wheels
- All the same features and benefits as the Best Selling Escape Lite Attendant Wheelchair
- Supplied with attendant & user brakes

Specifications

Seat Width	Narrow: 41cm (16"), Standard: 46cm (18"), Wide: 51cm (20")
Seat Depth	41cm (16")
Seat Height (Front)	51.5cm (20¼")
Seat Height (Rear)	49.5cm (19½")
Backrest Height Above Seat	40cm (15¾")
Armrest Height Above Seat	23cm (9")
Footrest Length	39-49cm (15"-19")
External Width (Open)	Narrow: 62cm (24"), Standard: 64.5cm (25"), Wide: 69cm (27")
External Width (Closed)	31cm (12¼")
External Depth (w/o Footrests)	80cm (31½")
External Length (w Footrests)	106cm (41½")
External Height	94cm
Chair Weight	15.5kg
Chair Weight (w/o Footrests)	14kg



Slowing and Parking Brake

120 kg
18¾ st
Maximum User Weight

1 Year
Product Warranty

2 Year
Main Frame Warranty

Self Propelled

Racing Green

Silver Blue

Purple

Racing Red

Racing Green

Specifications			
Narrow	Standard	Wide	Colour
091566280	091566249	7500091	Silver Blue
091566314	091566272	7500092	Purple
091566298	091566256	-	Ruby Red
091566306	091566264	-	Racing Green

Great value for occasional usage

Days Escape Lite Attendant

Ideal for occasional use

With an extremely lightweight and foldable aluminium frame, the Escape Lite has been specially designed for ease of transportation and storage, making it an ideal chair for occasional use. Suitable for both indoors and out, it gives you flexibility wherever you go. With three seat widths and four colour options, whatever your style or preference, there's an Escape Lite available for you.

The light way to escape

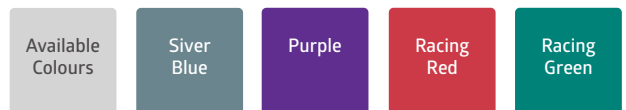
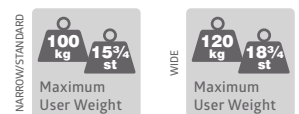
In addition to being lightweight, these attendant-propelled chairs offer both comfort and practicality. With a full-length armrest, padded upholstery and detachable swing-away footrests, they provide all the basic comfort necessities. Peace of mind and low maintenance are provided by the puncture-proof tyres.

Key features

- Ultra lightweight
- Folding frame and backrest for compact storage
- Generously padded flame retardant upholstery
- Choice of seat widths
- Puncture-proof tyres
- Full length armrest
- Attendant-operated cable brakes
- Swing-away and detachable footplates
- Seat belt included

Specifications

Seat Width	Narrow: 41cm (16"), Standard: 46cm (18"), Wide: 51cm (18")
Seat Depth	41cm (16")
Seat Height (Front)	51.5cm (20¼")
Seat Height (Rear)	49.5cm (19½")
Width Between Arms	Narrow: 38cm (15"), Standard: 41cm (16"), Wide: 48cm (19")
Backrest Height Above Seat	40cm (15¾")
Footrest Length	39-49cm (15-19")
Armrest Height Above Seat	23cm (9")
External Width (Open)	Narrow: 52cm (20½"), Standard: 53cm (21"), Wide: 56cm (22")
External Width (Closed)	23cm (9")
External Depth (w/o Footrests)	75cm (29½")
External Depth (w Footrests)	99.5cm (39")
Chair Weight	12kg (26lb)
Chair Weight (w/o Footrests)	10.5kg (23lb)



Specifications			
Narrow	Standard	Wide	Colour
091311521	091171727	091556588	Silver Blue
091547561	091547579	091556604	Purple
091556901	091556893	091556596	Ruby Red
091555481	091555473	091556612	Racing Green


Days Swift


Designed for occasional usage

Available in Self-propelled and Attendant



115 kg
18 st
Maximum User Weight


Self Propelled


Attendant Propelled

1 Year
Product Warranty

2 Year
Main Frame Warranty

2
Choices of seat width

Specifications				
Self-Propelled		Attendant		Colour
41cm (16")	46cm (18")	41cm (16")	46cm (18")	
091186659	091186683	091186618	091186626	Cool Silver
091555531	091555556	091555499	091555515	Turquoise
091555549	091555564	091555507	091555523	Burgundy

Days Swift

Compact and agile

The Swift wheelchair is a firm favourite due to its versatility and ease of use. With a high quality aluminium frame for strength and at a low weight, it folds easily and can be quickly disassembled without the need for tools, making transportation and storage simple. Compact and manoeuvrable, the Swift makes light work of negotiating shops, restaurants and other tight spaces. When folded, it takes up very little room.

Comfortable yet practical

Designed principally for occasional use but with well-padded upholstery for comfort, a half-folding back, enabling convenient reaching and puncture-proof tyres which help ensure trouble-free mobility. With a choice of self-propelled or attendant-propelled chairs and two seat width options, there's sure to be a Swift wheelchair to suit your requirements.

Key features

- Designed for indoor or outdoor occasional use
- Lightweight aluminium frame, which easily folds and dismantles without tools
- Fixed mid-length armrests
- Available as self-propelled or attendant-propelled with cable brakes
- Compact design makes it very easy to use indoors
- Choice of two seat widths and padded upholstery as standard
- Robust puncture-proof tyres ensure low maintenance for outdoor use
- Quick-release removable wheels on the self-propelled chairs guarantee portability
- Half-folding back for compact storage

Specifications

Seat Width	41cm (16"), 46cm (18")	
Seat Depth	42cm (16.5")	
Seat Height (Front)	51cm (20")	
Seat Height (Rear)	48.5cm (19")	
Backrest Height Above Seat	40cm (15¾")	
Footrest Length	44 - 54cm (17¼ - 21¼")	
Armrest Height Above Seat	23cm (9")	
	Self-Propelled	Attendant Propelled
External Width (Open)	62cm (24"), 67cm (26")	57cm (22½"), 62cm (24½")
External Width (Closed)	28cm (11")	24cm (9½")
External Depth (w/o Footrests)	83cm (32¾")	75cm (29½")
External Depth (w Footrests)	113cm (44½")	107cm (42")
Chair Weight	12.5kg (27.5lb)	11.5kg (25.3lb)
Chair Weight (w/o Footrests)	11.2kg (24.7lb)	10.2kg (22.4lb)



Available Colours

Cool Silver

Turquoise

Burgundy

Days Link

Designed to adapt to you - Perfect for full-time use


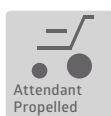

Available in Self-propelled and Attendant



Superb adaptability

The Link is suitable for full-time use and is designed for maximum practicality. In addition to six seating widths, key features include a height adjustable backrest for tailored support and tension adjustable upholstery for comfort.

To enable easier side transfer, the Link is fitted with swing-back and detachable armrests. The footrests have a heel strap for support and can be swung internally or externally for access. You may also wish to add optional extras, such as height adjustable armrests or elevating leg rests complete with angle adjustable footplates for maximum comfort.



Specifications

Self-Propelled	Attendant	Seat Width
091440080	091440163	36cm (14")
091440106	091440189	38cm (15")
091440270	091440213	41cm (16")
091440288	091440221	43cm (17")
091440296	091440239	46cm (18")
091440304	091440247	48cm (19")

Days Link

Key features

- Available as self-propelled or attendant-propelled
- Suitable for full-time use with a choice of six different seat widths
- Features include a height adjustable backrest, a half-folding back, swing-back and detachable armrests, a heel strap and fixed angle footplates
- Puncture-proof tyres for peace of mind
- Rear anti-tippers for safety on slopes or uneven ground
- Multi-adjustable rear wheel position to enable you to change the seat angle for comfort, or make the chair more efficient and agile
- Removable quick-release rear wheels
- Passes ISO 7176 part 19
- Optional extras available, including height adjustable armrests, elevating leg rests and amputee support

Specifications

Seat Width	36cm (14"), 38cm (15"), 41cm (16"), 43cm (17"), 46cm (18"), 48cm (19")	
Seat Depth	43cm (17")	
Seat Height (Front)	50.5cm (20")	
Seat Height (Rear)	47.5 - 51.5cm (18 3/4" - 20 1/4")	
Backrest Height Above Seat	40.5 - 45.5cm (15 3/4" - 16 3/4")	
Footrest Length	40 - 48cm (15 3/4" - 19")	
Armrest Height Above Seat	25cm (10")	
External Depth (w/o Footrests)	77cm (30 1/4")	
External Depth (w Footrests)	104cm (41")	
	Self-Propelled	Attendant-Propelled
External Width (Open)	Seat Width + 18cm (7 1/4")	Seat Width + 14cm (5 1/2")
External Width (Closed)	34cm (13 1/2")	30cm (11 3/4")
Chair Weight	16.6kg (36.5lb)	15kg (33lb)
Chair Weight (w/o Footrests)	15.2kg (33.4lb)	13.6kg (29.9lb)



Swing In or Out Leg Rests



Swing-back Detachable Arms for Easier Side Transfer



Tension Adjustable Backrest for Comfort



Optional Extras
Height Adjustable Armrests



Elevating Leg Rests



Amputee Support

Available Colours

Cool Silver

Optional Extras

Height Adjustable Armrests
091458223 Left
091458231 Right

Elevating Leg Rests
091458611 Left
091458637 Right

Amputee Support
091458629 Left
091458645 Right

Days Whirl

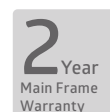
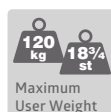



Ideal for part or full-time use

Available in Self-propelled and Attendant



Ultra Versatile

With a choice of four seat widths, the Whirl is designed to be a simple yet versatile wheelchair ideal for part or full-time use. The Whirl is available as attendant or self-propelled and has a detachable half-folding backrest making the chair more compact for storage.



Specifications		
Self-Propelled	Attendant	Seat Width
091440270	091440346	41cm (16")
091440288	091440361	43cm (17")
091440296	091440379	45cm (17 3/4")
091440304	091440395	48cm (19")

Days Whirl

Reliability Indoors and Out

The Whirl's narrow frame and compact dimensions ensure great manoeuvrability indoors and in confined spaces. Its puncture-proof tyres, in contrast, provide extra peace of mind outdoors.

Key features

- Available as attendant-propelled or self-propelled
- Choice of four seat widths
- Designed to be a simple, yet versatile wheelchair for part or full-time use
- Great manoeuvrability in confined spaces
- Fully padded upholstery for comfort
- Detachable half-folding backrest enables compact storage
- Robust steel frame for durability
- Removable desk armrests to enable closer access to tables and worktops
- Removable quick-release rear wheels on the self-propelled increases portability
- Puncture-proof tyres for long term reliability
- Passes ISO 7176 part 19

Specifications

Seat Width	41cm (16"), 43cm (17"), 45cm (17¾"), 48cm (19")	
Seat Depth	42cm (16½")	
Seat Height (Front)	51cm (20")	
Seat Height (Rear)	48cm (19")	
Backrest Height Above Seat	43cm (17")	
Footrest Length	43.5 - 50cm (17¼ - 19½")	
Armrest Height Above Seat	23cm (9")	
	Self-Propelled	Attendant-Propelled
External Width (Open)	Seat Width + 20cm (7¾"),	Seat Width + 16cm (6¼")
External Width (Closed)	29cm (11½")	25cm (9¾")
External Depth (w/o Footrests)	80cm (31½")	70cm (27½")
External Depth (w Footrests)	105cm (41¼")	95cm (37½")
Chair Weight	17kg (37.4lb)	15.4kg (33.9lb)
Chair Weight (w/o Footrests)	15kg (33lb)	13.4kg (29.5lb)

Removable Armrests for Easier Side Transfer



Height Adjustable Swing-away Footrests



Easy to Dismantle for Storage or Transport



Optional Elevating Leg Rests



Available Colours

Silver

Optional Extras

Anti-Tippers with Wheels	091467687	Elevating Leg Rests	091467729	Left
			091467760	Right

Days Chrome Plated

Designed for strength and durability

Available in Self-propelled and Attendant




Robust and Resilient


Designed for strength and durability, this quality range of wheelchairs are manufactured from heavy gauge steel and have an attractive scratch-resistant chrome finish. The embossed vinyl upholstery is hard-wearing and easy to wipe clean. Puncture-proof tyres ensure low maintenance, yet deliver a smooth ride over the majority of surfaces.

Available Colours


Chrome



Self Propelled



Attendant Propelled



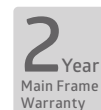
Crash Tested



Maximum User Weight



1 Year Product Warranty



2 Year Main Frame Warranty



2 Choices of seat width

Specifications

	Self-Propelled	Attendant	Back Option
Standard 46cm (18")	091439330	091539535	Fixed Back
	091439132	091539550	Folding Back
Narrow 41cm (16")	091439223	091552769	Fixed Back
	091439173	091439959	Folding Back

Days Chrome Plated

Options for Adaptability

Supplied as standard with padded full length arms for comfort and support, desk length arms can be added to enable easier access to tables and worktops. The height adjustable, swing-away and removable footrests come complete with a calf strap and can be easily replaced with multi-adjustable elevating leg rests.

Key features

- Available in a choice of two seat widths
- Detachable swing-away armrests and footrests
- Folds easily for storage and transport
- Moulded armrests for extra comfort
- Chrome plated steel frame for durability
- Stainless steel skirt guards
- Wipe clean padded seat fabric
- Available with fixed or folding backrest options
- Optional elevating leg rests, desk arms and adjustable I.V. pole

Specifications

Seat Width	Narrow: 41cm (16"), Standard: 46cm (18")	
Seat Depth	41cm (16")	
Seat Height (Front)	51cm (20")	
Seat Height (Rear)	47cm (18½")	
Backrest Height Above Seat	41cm (16")	
Footrest Length	38 - 53cm (15 - 21")	
Armrest Height Above Seat	25cm (9¾")	
	Self-Propelled	Attendant-Propelled
External Width (Open)	62cm (21½"), 67cm (26¼")	58cm (22¾"), 63cm (24¾")
External Width (Closed)	30cm (11¾")	26cm (10¼")
External Depth (w/o Footrests)	80cm (31½")	73cm (28¾")
External Depth (w Footrests)	105cm (41¼")	95cm (37½")
Chair Weight	20kg (44lb)	17kg (37.4lb)
Chair Weight (w/o Footrests)	18kg (39.6lb)	15kg (33lb)



Compact Fold for Portability



Swing-away Removable Arms



Optional Elevating Leg Rests



Optional Desk Arms

Optional Extras

Elevating Leg Rests
091444439
 To Suit Standard
091495761
 To Suit Narrow

Adjustable I.V. Pole
091495845
Amputee Support
091495704 Pair

Cast Support
091495829 Left

Days Heavy Duty

Designed for strength and durability

Available in Self-propelled and Attendant

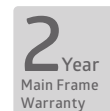





Solid, Rugged Construction

With two generous seat widths, double crossbar frame and reinforced, double-thickness upholstery, our heavy duty wheelchairs are suitable for a comprehensive selection of users. Manufactured from heavy gauge steel they have an attractive scratch-resistant chrome finish to ensure long term durability.

Available Colours

Chrome



Specifications

	Self-Propelled	Back Options	Attendant
51cm (20")		Fixed Back	-
Wide	091356674	Folding Back	091227412
56cm (22")		Back Options	Attendant
Extra Wide	091439280	Fixed Back	091227420

Days Heavy Duty

Reliability, Indoors and Out

Puncture-proof tyres ensure low maintenance, yet deliver a smooth ride over the majority of surfaces. The height adjustable, swing-away and removable footrests come complete with a calf strap and rubberised foot plates for safety.

Key features

- Wide and Extra Wide seat available
- Manufactured from heavy gauge, chrome plated, steel tubing
- Double crossbar and wide tyres for extra strength
- Reinforced double thickness upholstery
- Detachable, swing-away armrests and height adjustable footrests
- Folding for easy storage and transport
- Moulded armrests for extra comfort
- Stainless steel skirt guards
- Wipe clean padded seat fabric
- Folding back option on the standard width
- Optional elevating leg rests, desk arms and adjustable I.V. pole

Specifications

Seat Width	Wide: 51cm (20"), Extra Wide: 56cm (22")	
Seat Depth	41cm (16")	
Seat Height (Front)	52cm (20½")	
Seat Height (Rear)	47cm (18½")	
Backrest Height Above Seat	41cm (16")	
Footrest Length	40 - 53cm (16 - 21")	
Armrest Height Above Seat	25cm (9¾")	
External Width (Open)	Wide: 68cm (26¾"), Extra Wide: 73cm (28¾")	
External Width (Closed)	30cm (11¾")	
External Depth (w/o Footrests)	Self-Propelled 82cm (32¼")	Attendant-Propelled 75cm (29½")
External Depth (w Footrests)	107cm (42")	100cm (39½")
Chair Weight	25kg (55lb)	23kg (50.6lb)
Chair Weight (w/o Footrests)	23kg (50.6lb)	21kg (46.2lb)

Folding Back Option on Standard Width

Compact Fold for Portability

Optional Adjustable I.V. Pole



Optional Extras

Elevating Leg Rests
091444439
To Suit Heavy Duty chairs

Amputee Support
091495894 Right

Cast Support
091495829 Left

Adjustable I.V. Pole
091495845

Designed for hospitals & clinics



Fully Reclines



Compact Fold for Portability

Available Colours

Chrome

115 kg
18 st
Maximum User Weight

1 Year
Product Warranty

2 Year
Main Frame Warranty

Self Propelled

Days Fully Reclining

Fully Reclining for Increased Comfort

With a hydraulic recline mechanism to support the weight, the backrest on these wheelchairs can be reclined with infinite adjustment from vertical to horizontal. A detachable head support ensures comfort at any angle. The variation in angle provides the user with a change in orientation, enabling redistribution of pressure, thus increasing comfort, sitting tolerance and reducing the risk of pressure sores.

Quality and Security

Self-propelling wheels, set back towards the rear of the frame help prevent tipping, improving safety in conjunction with the rear anti-tippers. With a chrome-plated steel frame, stainless steel skirt guards and wipe-clean seat fabric the chairs are durable and ongoing maintenance is kept to a minimum. The armrests and elevating leg rests are both detachable and the whole unit folds easily for storage and transportation.

Key features

- Reclines from upright to horizontal position
- Detachable armrests
- Detachable elevating leg rests
- Removable head support
- Folds for easy storage and transport
- Moulded armrests for extra comfort
- Chrome plated steel frame
- Stainless steel skirt guards
- Wipe clean seat fabric

Specifications

Seat Width	Narrow: 41cm (16"), Standard: 46cm (18")
Seat Depth	43cm (17")
Seat Height (Front)	51cm (20")
Seat Height (Rear)	47cm (18½")
Backrest Height Above Seat	54cm (22¼")
Footrest Length	40 - 53cm (15¾ - 21")
Armrest Height Above Seat	25cm (9¾")
External Width (Open)	Narrow: 61cm (24"), Standard: 66cm (26")
External Width (Closed)	27cm (10½")
External Depth (w/o Footrests)	91cm (35¾")
External Depth (w Footrests)	125cm (49¼")
Chair Weight	28kg (61.6lb)
Chair Weight (w/o Footrests)	24kg (52.8lb)

Specifications

091227644	Standard Width - 46cm (18")
091439868	Narrow Width - 41cm (16")

Days Fixed Transport

Durable and Easy to Maintain

Designed for strength and durability, these quality wheelchairs are manufactured from heavy gauge steel and have an attractive scratch-resistant chrome finish. The embossed vinyl upholstery is hard-wearing and easy to wipe clean. Puncture-proof tyres ensure low maintenance, yet deliver a smooth ride over the majority of surfaces.

Worry Free

With fixed armrests, leg rests and a fixed back, all parts of these chairs remain intact on the main unit, ensuring no parts go missing, therefore making them particularly suitable in locations with multiple users.

Key features

- Standard 46cm (18 Seat Width)
- Standard fixed back
- Fixed armrests
- Fixed swing away footrests
- Folds for easy storage and transport
- Moulded armrests for extra comfort
- Height adjustable leg rests
- Chrome plated steel frame
- Stainless steel skirt guards
- Wipe clean padded upholstery
- Optional adjustable I.V. pole

Specifications

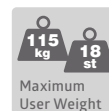



Seat Width	46cm (18")	
Seat Depth	41cm (16")	
Seat Height (Front)	51cm (20")	
Seat Height (Rear)	47cm (18½")	
Backrest Height Above Seat	41cm (16")	
Footrest Length	38 - 53cm (15 - 21")	
Armrest Height Above Seat	25cm (9¾")	
	Self-Propelled	Attendant-Propelled
External Width (Open)	67.5cm (26½")	63.5cm (25")
External Width (Closed)	28cm (11")	26cm (10¼")
External Depth (w/o Footrests)	82cm (32¼")	75cm (29½")
External Depth (w Footrests)	107cm (42")	100cm (39½")
Chair Weight	19kg (48.3lb)	15kg (33lb)
Chair Weight (w/o Footrests)	17kg (37.4lb)	13kg (28.6lb)

Compact Fold for Portability



Available Colours

Chrome



Specifications

091463090	Self-Propelled
091463108	Attendant-Propelled

1



1 Days Wheelchair Cosy

Giving both warmth and comfort, the Wheelchair Cosy is a fleece lined waterproof covering for the lower body. With a back panel for warmth and comfort, the extra large ring pull zip enables easy in-and-out access. Fitting virtually all manual wheelchairs, the Wheelchair Cosy is ideal for use with the Wheelchair Poncho.

091119080 Standard

091169820 Long



2 Days Wheelchair Poncho


Ideal protection from unexpected showers, this waterproof poncho has an easy-pull zip closure and drawstring hood. A practical cover for the top half of the body with extra length at the front for knee protection. Rear vents allow use of the wheelchair's pushing handles. Available lined or un-lined.

091119049 Unlined

091119387 Lined



2



LINED OPTION

3 Days Wheelchair Mac with Sleeves

Seam sealed for total waterproofing, this mac offers complete protection for the wearer and the wheelchair. The knitted cuffs and preventing the fabric from getting wet. Vents at the rear of the mac allow use of the wheelchair's pushing handles and a small pouch at the front provides handy storage. Elasticated all the way around to ensure a snug fit. Available lined or un-lined.

091119411 Standard Lined


091119064 Standard Unlined

091169804 Long Lined

091169846 Long Unlined



3



LINED OPTION

RETAIL PACKAGED

These products are supplied in retail packaging.



1 Days Contoured Wheelchair Shawl

Designed to be as easy to put on as putting a blanket around the shoulders. This shawl has a high collar which can be turned up to protect the neck and ears. The overlapping front ensures that the lower legs are kept warm and the elasticated fastener at the neck keeps out draughts. Length 690mm (27"). Width 1200mm (47"). One size fits most.

091119460



2 Days Deluxe Wheelchair Apron

Lined with quilted cotton for extra warmth, this Wheelchair Apron is totally waterproof. Shaped to fit with an elasticated waist and adjustable length straps to secure the Apron to the chair. The elasticated base ensures a snug fit around the feet.

091119403



3 Days Wheelchair Mac

Complete protection for wearer and their chair, this full-length Mac is made from 100% waterproof fabric. Designed with a zip closure and drawstring hood with spring clip fastening. The elasticated skirt gives a snug, waterproof fit.

091119056 Standard

091169838 Long



1



2



3

RETAIL PACKAGED
These products are supplied in retail packaging.



1 Days Scooter Poncho

Designed with a full length zip, this lined scooter poncho is quick and easy to put on. The knitted cuffs are covered by the ends of the sleeves, giving a smart finish and preventing the fabric from getting wet. A snug fitting hood and neckline zip combine to offer maximum protection and comfort. A small pouch can be used to carry items close to hand. Seams are sealed for maximum waterproof protection.

091118504 Lined
091208198 Unlined



2 Days Universal Scooter Cape

This practical, lightweight cape offers all-round protection for both you and your scooter. The cape is made from waterproof nylon with a chest zip and has a transparent panel so you can see the controls and ensure road users can still see your lights.

091118348



3 Days Scooter Cosy

Protect yourself from the cold and rain with this scooter cosy. The waterproof outer and fleece lining provide warmth and comfort, while the full length zip makes it easy to put on and take off. There are flaps at the bottom so your feet can rest comfortably at either side of the tiller. Ideal for use with the scooter poncho.

091187723



RETAIL PACKAGED
 These products are supplied in retail packaging.



1 Days Scooter Storage Cover

Protect your scooter with this universal storage cover in waterproof rip stop nylon. Elasticated base for tighter fit. Machine washable.

091163799 Small/Medium
091118314 Medium/Large



2 Days Deluxe Scooter Storage Cover

This heavy duty PVC coated cover fits over virtually any scooter. The elasticated cord at the bottom runs smoothly through the eyelets, allowing the user to fit the cover easily without struggling with an elasticated hem. A useful clamp keeps the cord tight and ensures the cover remains securely over the scooter.

Dimensions: 680×1450×1400mm (26¾×57×55")

091118496 Blue



3 Days Powerchair Cape

A waterproof cape designed specifically for electric wheelchairs. Offers maximum protection to the user and the control panel of the chair. The controls remain visible through the clear panels inset into both sides of the cape. A luxury cotton lining provides additional warmth and comfort. The elasticated back fits over the rear of the chair to deflect rain away, whilst the close fitting elasticated design keeps the cover away from the wheels.

091119429



RETAIL PACKAGED
 These products are supplied in retail packaging.



1

days

1 Days Wheelchair Crutch Bag

A large carry bag designed for both scooter and wheelchairs. The bag has two deep side pouches which can accommodate both walking sticks and crutches. The sticks or crutches should always be reduced to their minimum length for safe carriage. The main compartment has a zipped top for secure, waterproof storage and with 27 litre capacity, is easily large enough to hold clothing or a generous amount of shopping. The rear storage pouch has a cover with hook and loop fastening so that items can be quickly and easily accessed. A reflective strip on the back helps to ensure that you remain visible at night. The bag attaches with adjustable straps to most size of seats, including those with headrests. Max load 7kg. Size 400×450×140mm (16×18×6").

091187699



2

days

2 Days Economy Wheelchair Bag

A strong, practical bag that fits over the back of a wheelchair. Made from durable, waterproof nylon, it has a zip top for easy access, carry handles for portability and loops that slip over the pushing handles. Storage capacity of 21 litres gives plenty of room for shopping, books and other items. Maximum safe load 5kg. Size 360×390×150mm (14×15½×6").

091118868



3

days

3 Days Deluxe Wheelchair Bag

This stylish and capacious storage bag has several pockets for convenient storage. The main storage compartment is lined and padded offering extra protection for the contents. A zipped internal pocket is ideal for a wallet, purse or other valuable items. Two side pockets allow for storage of small bottles or papers. Maximum safe load 8kg. Size 400×600×150mm (15¼×23½×6").

091187707



4

days

4 Days Wheelchair Pannier Bag

This pannier bag offers highly versatile storage for small and large items through a combination of bags and removable pouches. The bag fastens with hook and loop fastening over the armrest of any wheelchair or scooter, and has side fasteners to hold it in place. The outer bag is large enough to store bulky items up to 2kg in weight and has a lid fastened with hook and loop. On the inside of the armrest is a removable zippered pouch where valuables such as money and cards can be securely stored. The pouch also has handy pockets where pens, phones and spectacles can quickly and easily be accessed. The bag is made from washable polyester and is fully waterproof. Max safe load 2kg. Size 330×260×80mm (13×10×3").

091187715



5 Wheelchair Carry Bag

Designed to hang from the handles of rear push wheelchairs, this high quality wheelchair carry bag features two zipped pockets on the front, two net pouches on the sides and a removable 250×180mm (10×7") zip pouch. Dimensions: 415×355×180mm (16¼×14×7"). Handle loops are 125mm (5") long.

091188747

RETAIL PACKAGED
These products are supplied in retail packaging.



1 Days Scooter Bag

Large waterproof storage bag with multi-use storage compartments. Made from hard-wearing waterproof polyester material. Features a large, zipped main storage compartment with a handy, quick access pouch on rear of bag with hook and loop fastener. The side pouch holds two crutches or walking sticks. When possible, adjustable crutches or walking sticks should be reduced to minimum height for safe carriage. Extra large storage capacity of 27 litres. Size 400×450×140mm (16×18×5½").

091187749



2 Days Deluxe Scooter Bag

High quality padded storage bag with four internal and external zipped pockets. Made from waterproof polyester with a padded lining, which provides extra protection. Internal clear zipped pouch for wallet storage. Two rear zipped pockets for flexible storage use. Side pouch holds two crutches or walking sticks. When possible, adjustable crutches or walking sticks should be reduced to minimum height for safe carriage. Extra large storage capacity of 27 litres. Size 400×450×140mm (16×18×5½").

091187756



3 Days Economy Scooter Bag

A sturdy and practical bag with zip top. Secures to the scooter seat with adjustable straps. Made from waterproof nylon. Bag size 370×40×150mm (14½×16×6").

091187731



4 Days Scooter Pannier Bag

This pannier bag offers highly versatile storage for small and large items through a combination of bags and removable pouches. The bag fastens with hook and loop fastening over the armrest of any wheelchair or scooter, and has side fasteners to hold it in place. The outer bag is large enough to store bulky items up to 2kg in weight and has a lid fastened with hook and loop. On the inside of the armrest is a removable zipped pouch where valuables such as money and cards can be securely stored. The pouch also has handy pockets where pens, phones and spectacles can quickly and easily be accessed. The bag is made from washable polyester and is fully waterproof. Max safe load 2kg. Size 330×260×80mm (13×10×3").

091187715



 **RETAIL PACKAGED**
These products are supplied in retail packaging.



1 Homecraft Gel Cushion

Wheelchair users and seated patients are at high risk of developing pressure sores. They need a reliable cushion that will prevent the onset of these sores and where necessary assist in the management of existing sores. This cushion has a carefully designed 'no lump' gel sac with bactericide incorporated into a foam exterior. It assists patient movement and gives excellent stability in use. It reduces interface pressures and provides high conformity giving specific ischial and perineal pressure protection. Covered in a breathable fabric that is waterproof and can be wiped clean. Two way PU coated nylon stretch permanent cover. Size 430×430×80mm (17×17×3¼"). Weight 2.4kg. Suitable for HIGH RISK Pressure care patients.

091091164

Maximum load weight



2 Homecraft Gel Cushion

Development of the original Gel cushion has led to this unique Gel Plus cushion that combines combustion modified high resilient foam with visco elastic heat sensitive foam and silicon gel, to provide the user with the ultimate in comfort. Designed for those wheelchair users or seated patients that are at high risk of developing pressure sores. The cushion cover offers a PU coated 2 way stretch fabric top/side panels and non-slip base with sewn seams and zip opening. Size 430×430×80mm (17×17×3"). Weight 1.5kg. Suitable for HIGH RISK Pressure care patients.

091091164

Maximum load weight



3 Homecraft Gel Cushion

This general purpose cushion is designed for basic pressure relief for wheelchair and seated users. Foam cushion with two way PU coated nylon stretch cover. Size 430×430×80mm (17×17×3¼"). Weight 400g.

091091156

Maximum load weight



5 Homecraft Wheelchair Arm Covers

These simple but effective wheelchair arm covers fit snugly to the chair and give the wheelchair user more comfort. They are easy to attach with hook and loop fastenings and take up little space within the chair. Size 460×70×100mm (18×2¾×4"). Supplied as a pair. Weight 400g per pair.

091091198



4 Padded Wheelchair Cushion

This quilted, fibre filled cushion, covers seat, back and arms of either chair or wheelchair. Seat size 360×260mm (14×10"). Weight 2kg.

091091487



6 Homecraft Curved Wheelchair Cushion

Firm crescent shaped foam pad to take sag out of a folding wheelchair seat. Size 432×432×51mm (17×17×2"). Weight 520g.

091091180

1 Super Grip Wheelchair Gloves

The material on the padded palms of the Super Grip Wheelchair Gloves is tested for grip in both wet and fine conditions, ensuring security when propelling. The backing is quality Neoprene and the gloves feature elasticated cuffs that are securely closed with a hook and loop tab. Available as full finger gloves or with a full thumb and open fingers. Note: Designed to work with metal push rims, rubberised rims may cause the palms to tear.

Full Finger Size	Hand Width
091208255 Medium	83mm (3¼")
091208263 Large	89mm (3½")
091208271 X-Large	95mm (3¾")
Open Finger Size	Hand Width
091208289 Small	76mm (3")
091208297 Medium	83mm (3¼")
091208305 Large	89mm (3½")
091208313 X-Large	95mm (3¾")

2 Leather Wheelchair Gloves

Designed by wheelchair users, for wheelchair users, these gloves are extremely comfortable and durable. The thumb is full length for additional protection and the palm of the glove is padded for extra comfort. Stretchy mesh back and air holes in the back of the thumb prevent the hands from overheating.

Size	Hand Width
091118587 Small	76mm (3")
091118595 Medium	83mm (3¼")
091118603 Large	89mm (3½")
091118611 X-Large	95mm (3¾")

3 All Purpose Padded Mesh Wheelchair Gloves

Economic gloves protect wheelchair user's hands from dirt and trauma while improving traction on wheel rims. Half-finger design with padded leather palms and cotton mesh backs. Velcro closures. Machine wash/line dry. 3 month guarantee.

Size	Hand Circumference
081173632 Small	203mm (8")
081173640 Medium	229mm (9")
081173657 Large	254mm (10")
081173665 X-Large	279mm (11")



1



2



3



1 Days Access Lightweight Telescopic Ramps

These ramps are designed to be lightweight and highly portable. The top of the ramp features two moulded plastic inserts which will locate on the top of a step or rear of a vehicle. The working surface of the ramp is coated in grit for maximum grip and durability. The two part telescopic ramp features a locking device to hold the two parts together at their minimum length to prevent accidental opening during transportation. Supplied as a pair. Internal width 150mm (5³/₄"). External width 190mm (7¹/₂").

	Length	Weight
091119734	1500mm (59")	4.0kg
091119742	2000mm (78 ³ / ₄ ")	5.3kg

Maximum load weight **300 kg** **47 st**

2 Days Access Lightweight Portable Ramps

These fixed length ramps are lightweight and highly portable. The top of the ramp features two moulded plastic inserts that will locate on the top of a step or rear of a vehicle. The working surface of the ramp is coated in grit for maximum grip and durability. Supplied as a pair. Internal width 150mm (5³/₄"). External width 180mm (7").

	Length	Weight
091119627	1000mm (39 ¹ / ₂ ")	2.5kg
091119643	1500mm (59")	3.8kg

Maximum load weight **300 kg** **47 st**

Specifications									
Code	Size	Type	No. of Parts	Length Minimum (mm)	Length Maximum (mm)	Width Internal (mm)	Width Maximum (mm)	Weight each kg	Load Maximum kg
091119734	Channel	Telescopic	2	920	1500	150	190	4.0	300
091119742	Channel	Telescopic	2	1170	2000	150	190	5.3	300
091119627	Channel	Fixed	1	1000	1000	150	180	2.5	300
091119643	Channel	Fixed	1	1500	1500	150	180	3.8	300

1 Days Access Telescopic Two Part Channel Ramps

These ramps, sold in pairs, are made from two nested aluminium extrusions. They produce a strong rigid ramp, which gives a feeling of stability and security to the user. They can be telescoped in and out to give the optimum length and then closed down to their minimum for storage or transport. A spring safety lock holds the sections closed. Internal width 188mm (7½"). External width 245mm (9½").

	Length	Weight
091119726	1500mm (59")	6.8kg

Maximum load weight	450 kg	70^{3/4} st
---------------------	---------------	----------------------------

091119759	2000mm (78¾")	8.7kg
------------------	---------------	-------

Maximum load weight	400 kg	62^{3/4} st
---------------------	---------------	----------------------------

091119775	3000mm (118")	12.6kg
------------------	---------------	--------

Maximum load weight	350 kg	55 st
---------------------	---------------	--------------



2 Folding Access Channel Ramp

A pair of lightweight folding channel ramps manufactured from glass reinforced plastic and designed for wheelchair or scooter access. These lightweight ramps are easily handled and fold in half for storage. Finished with a non slip surface and smooth edges to prevent injury or damage. Internal width 203mm (8").

	Length	Weight
091120195	1830mm (72")	6.0kg

Maximum load weight	240 kg	37^{3/4} st
---------------------	---------------	----------------------------



RETAIL PACKAGED
These products are supplied in retail packaging.

Specifications									
Code	Size	Type	No. of Parts	Length Minimum (mm)	Length Maximum (mm)	Width Internal (mm)	Width Maximum (mm)	Weight each kg	Load Maximum kg
091119726	Channel	Telescopic	2	880	1500	188	245	6.8	450
091119759	Channel	Telescopic	2	1130	2000	188	245	8.7	400
091119775	Channel	Telescopic	2	1630	3000	188	245	12.6	350
091120195	Channel	Folding	2	915	1830	203	292	6.0	240



1 Ultralight-Telescopic™ Channel Ramps

With a silent telescopic mechanism these ramps can be used at any length and have a neat safety clip that prevents opening when stored. Options are available that provide a length of nearly three metres yet are still compact enough to easily store in vehicles. Exceptionally well crafted in anodised aluminium, they offer an outstanding combination of compact storage and ease of use. Available in 2 or 3 sections to suit most storage options. Unique built-in grip surface, fold away handles and a two year warranty.

	Parts	Length	Weight
091561737	2	1200mm (47")	3.6kg

Maximum load weight **400 kg** **62³/₄ st**

091561745	2	2020mm (80")	5.8kg
091561752	3	2070mm (81.5")	6.1kg

Maximum load weight **300 kg** **47 st**

091561760	3	2880mm (113")	8.2kg
------------------	---	---------------	-------

Maximum load weight **250 kg** **39¹/₄ st**



Specifications									
Code	Size	Type	No. of Parts	Length Minimum (mm)	Length Maximum (mm)	Width Internal (mm)	Width Maximum (mm)	Weight each kg	Load Maximum kg
091561737	Channel	Telescopic	2	750	1200	190	245	3.6	400
091561745	Channel	Telescopic	2	1170	2020	190	245	5.8	300
091561752	Channel	Telescopic	3	870	2070	180	245	6.1	300
091561760	Channel	Telescopic	3	1170	2880	180	245	8.2	250

1 Days Access Suitcase Ramps

Days Suitcase Ramps are designed for both scooters and wheelchairs. They are double width track ramps offering a wide non-slip driving surface. The two hinged tracks simply unfold and can be positioned accordingly for maximum safety and support. A handle in the centre of each ramp (except 610mm (2ft) version) enables for easier carrying. Platform width 736mm (29").

	Length	Weight
091169739	610mm (2ft)	5.0kg
091169762	915mm (3ft)	6.8kg
091169770	1220mm (4ft)	9.5kg
091169788	1525mm (5ft)	11.8kg
091169796	1829mm (6ft)	16.4kg

Maximum load weight **272 kg** **42^{3/4} st**




2 Advantage Series Suitcase Ramps

The Advantage Series Suitcase Ramp, with its single fold design, offers a simple and convenient solution for wheelchairs and scooters to access steps, vehicles, and raised landings with ease. This ultra-strong aluminium ramp provides the safety and strength required while remaining light and portable. The ramp can be separated, making it even easier to use, carry, and store. The ramp features high-quality, slip-resistant tape with yellow safety strips and a self-adjusting bottom transition plate for easy conversion from ramp to ground. Unfolds to a 736mm (29") wide platform.

	Length	Weight
091167246	915mm (3ft)	7.3kg
091167253	1220mm (4ft)	9.0kg
091167261	1525mm (5ft)	11.8kg
091167279	1829mm (6ft)	13.6kg

Maximum load weight **363 kg** **57 st**



RETAIL PACKAGED
These products are supplied in retail packaging.

Specifications									
Code	Size	Type	No. of Parts	Length Min (mm)	Length Max (mm)	Width Internal (mm)	Width Max (mm)	Weight Each kg	Load Max kg
091169739	Broad	Suitcase	1	610	610	736	765	5.0	272
091169762	Broad	Suitcase	1	915	915	736	765	6.8	272
091169770	Broad	Suitcase	1	1220	1220	736	765	9.5	272
091169788	Broad	Suitcase	1	1525	1525	736	765	11.8	272
091169796	Broad	Suitcase	1	1829	1829	736	765	16.4	272
091167246	Broad	Suitcase	2	915	915	736	765	3.6	363
091167253	Broad	Suitcase	2	1220	1220	736	765	4.5	363
091167261	Broad	Suitcase	2	1525	1525	736	765	5.9	363
091167279	Broad	Suitcase	2	1829	1829	736	765	6.8	363



1 Advantage Series TriFold Ramps

These ramps have a unique 3-fold design and provide easy access steps, vehicles, and raised landings. They can be used and carried as a set, or if desired, can be quickly separated into two lightweight sections, each with their own carrying handle. The durable hinge with interlocking brackets provides smoother operation and reduced pinch points. These portable ramps feature a high-quality, slip-resistant surface with yellow safety strips and a self-adjusting bottom transition plate for easy conversion from ramp to ground. Manufactured from welded aircraft-grade aluminium. Unfolds to a 736mm (29") wide platform. External width 756mm (30").

	Length	Weight
091120013	1829mm (6ft)	13.6kg
091120120	2134mm (7ft)	15.9kg
091120039	2438mm (8ft)	20.5kg
091120088	3048mm (10ft)	25.0kg

Maximum load weight

318 kg	50 st
------------------	-----------------

Specifications									
Code	Size	Type	No. of Parts	Length Min (mm)	Length Max (mm)	Width Internal (mm)	Width Max (mm)	Weight Each kg	Load Max kg
091120013	Broad	Suitcase	1	1016	1829	737	756	13.6	318
091120120	Broad	Suitcase	1	1168	2134	737	756	15.9	318
091120039	Broad	Suitcase	1	1422	2438	737	756	20.5	318
091120088	Broad	Suitcase	1	1702	3048	737	756	25.0	318

1 Aerolight-Xtra™ Suitcase Ramps

Quick and easy to deploy, the Aerolight-Xtra is an all-round winner in real life situations. For convenience, these ramps fold to enable compact storage – they also clip together when folded. A contrasting colour edge strip increases visibility. The ramps are coated with a full width anti-slip surface, which is fully concealed when carrying and storing for safety. Easy to carry and deploy, the full length hinge gives incredible strength.

	Length	Weight
091562354	1200mm (4ft)	9kg
091562362	1500mm (5ft)	11kg
091562370	1800mm (6ft)	13kg

Maximum load weight

350
kg

55
st

2 Lightweight GRP Split Ramp


This split broad ramp has been designed for ease of handling, to be quickly located and to be easily folded away for storage. It splits into two halves, which also fold in half across the middle. They quickly fit together to provide a secure ramp for use with all types of wheelchairs and scooters. Made from glass reinforced plastic with an effective slip resistant coating. Colour may vary.

	Length	Width	Weight
091208206	1830mm (72")	690mm (28")	14kg
091208214	1830mm (72")	840mm (33")	16kg

Maximum load weight

240
kg

37^{3/4}
st



Specifications									
Code	Size	Type	No. of Parts	Length Min (mm)	Length Max (mm)	Width Internal (mm)	Width Max (mm)	Weight Each kg	Load Max kg
091562354	Broad	Suitcase	1	1300	1300	750	760	9	350
091562362	Broad	Suitcase	1	1500	1500	750	760	11	350
091562370	Broad	Suitcase	1	1800	1800	750	760	13	350
091208206	Broad	Suitcase	2	1830	1830	622	690	14	240
091208214	Broad	Suitcase	2	1830	1830	760	840	16	240

1



1 Lightweight GRP Mid-fold Ramps

This portable access ramp is specially designed for use with three wheel scooters and is also ideal for transporting wheelchairs into vehicles, as well as a variety of other access situations. Lightweight and portable, it folds in half for easy storage. Can also be used for permanent installations. Manufactured from non-corrosive glass reinforced plastic with a contrasting coloured non-slip surface.

	Length	Width	Weight
091562438	1500mm (60")	710mm (28")	11kg
091119536	1800mm (72")	710mm (28")	13kg
091562446	1800mm (72")	812mm (32")	14kg

Maximum load weight **240 kg** **37³/₄ st**



Specifications									
Code	Size	Type	No. of Parts	Length Min (mm)	Length Max (mm)	Width Internal (mm)	Width Max (mm)	Weight Each kg	Load Max kg
091562438	Broad	Folding	1	765	1500	622	710	11	240
091119536	Broad	Folding	1	915	1800	622	710	13	240
091562446	Broad	Folding	1	915	1800	710	812	14	240



1 Days Access Fixed Length Broad Ramps

This fixed length broad ramp is designed to take the whole of the scooter or wheelchair. It is especially suitable for three-wheeled scooters, which cannot be accommodated on channel ramps. Wheelchair attendants may find it easier to push users up and down this type of ramp as they can walk on it behind the chair. The top end has an angled lip with ribbed rubber underneath for extra grip on the landing surface. It also features pre-drilled holes should permanent fixing be required. The side parapets help to prevent the wheelchair or scooter from coming off the ramp. The 700mm (27 1/2") wide platform has a gritted coating for extra safety. External width 765mm (30"). Weight 10.7kg.

	Length	Weight
091167741	610mm (24")	7.8kg
091119940	1000mm (39")	10.7kg



Maximum load weight **400 kg** **62 3/4 st**

2 Days Access Telescopic Broad Ramps

These ramps are similar to the fixed length broad ramp above but constructed from two nested telescoping sections. This allows a longer length to be spanned with adjustability to suit the user's requirement. When at their minimum length, they are held closed by a safety catch, which prevents them from moving during transportation and storage. Platform width 700mm (27 1/2"). External width 765mm (30").

	Maximum Length	Weight
091119965	2000mm (79")	30kg
091119981	3000mm (118")	43kg

Maximum load weight **300 kg** **47 st**



RETAIL PACKAGED
These products are supplied in retail packaging.

Specifications									
Code	Size	Type	No. of Parts	Length Min (mm)	Length Max (mm)	Width Internal (mm)	Width Max (mm)	Weight Each kg	Load Max kg
091167741	Broad	Fixed	1	610	610	700	766	7.8	400
091119940	Broad	Fixed	1	1000	1000	700	766	10.7	400
091119965	Broad	Telescopic	2	1130	2000	700	808	30.0	300
091119981	Broad	Telescopic	2	1630	3000	700	808	43.0	300

1



1 Days Access Roll-Up Ramps

The Days Roll-Up Ramp is lightweight and portable. Its compact design allows it to be rolled up for transport, but it can be set up in seconds. It has a durable non-slip surface and side rails that act as a bumper guide for increased safety and security.

	Length	Width	Weight
091170893	915mm (3ft)	765mm (30")	7.7kg
091170901	1525mm (5ft)	765mm (30")	12.8kg

Maximum load weight **273 kg** **43 st**



1



RETAIL PACKAGED
These products are supplied in retail packaging.

Specifications									
Code	Size	Type	No. of Parts	Length Min (mm)	Length Max (mm)	Width Internal (mm)	Width Max (mm)	Weight Each kg	Load Max kg
091170893	Broad	Roll Up	3	915	915	766	774	7.7	273
091170901	Broad	Roll Up	3	1525	1525	766	774	12.8	273

1 Modular Threshold Ramp Kits

Portable modular ramps that are versatile enough to solve a variety of problems. Quick and easy to install, the kits have a width of 750mm (29½") and can overcome thresholds up to 150mm (6"). Designed with a safe working load of 1 ton per square inch. Lightweight, they can be installed as a temporary or permanent solution.

	Height	Length
091167311	Up to 42mm (1½")	250mm (10")
091167329	Up to 75mm (3")	500mm (20")
091167337	Up to 114mm (4½")	750mm (29½")
091167345	Up to 152mm (6")	1000mm (39½")

2 Adjustable Threshold Ramps

An extremely versatile threshold ramp, supplied in sections, which may be fitted together with each section giving a 25mm (1") raise. Simply slide the sections together to achieve the height required, then slide the lip onto the last section. May be fixed into place via two holes in the lip. Width 864mm (34").

	Parts	Length	Maximum Height	Maximum Weight
091120153	2	304mm (12")	51mm (2")	2.5kg
091120161	2	432mm (17")	76mm (3")	3.6kg


Maximum load weight **318 kg** **49^{3/4} st**

3 Lightweight GRP Threshold Ramps

Designed to overcome the majority of wooden/UPVC door frames allowing the door to open and close when in position. Max clearance 76mm (3"). Length 450mm (17¾"). Width 760mm (30"). Weight 2.0kg.

	Height	Weight
091120203	75mm (3")	4kg
091554831	100mm (4")	4kg
091554849	125mm (5")	4kg
091554856	150mm (6")	8kg

Maximum load weight **240 kg** **37^{3/4} st**



Specifications									
Code	Size	Type	No. of Parts	Length Min (mm)	Length Max (mm)	Width Internal (mm)	Width Max (mm)	Weight Each kg	Load Max kg
091167311	Broad	Threshold	29	250	250	750	750	2.0	N/A
091167329	Broad	Threshold	51	500	500	750	750	2.3	N/A
091167337	Broad	Threshold	60	750	750	750	750	2.5	N/A
091167345	Broad	Threshold	60	1000	1000	750	750	2.8	N/A
091120153	Broad	Threshold	2	144	304	864	864	2.5	318
091120161	Broad	Threshold	3	144	432	864	864	3.6	318
091562784	Broad	Threshold	4	144	565	864	864	5.0	318
091562792	Broad	Threshold	5	144	700	864	864	6.8	318
091120203	Broad	Threshold	1	457	457	760	781	4.0	240
091554831	Broad	Threshold	1	457	457	760	781	4.0	240
091554849	Broad	Threshold	1	457	457	760	781	4.0	240
091554856	Broad	Threshold	1	914	914	737	820	8.0	240



1 Folding Two Sided Threshold Ramp

This folding threshold ramp is a safe, simple solution to the problem of a raised threshold strip. It folds out to produce a ramp on either side of a small platform, bridging the threshold strip and making it easy to go up, over and down the other side. Folds up neatly and has a useful carry handle at the top so it is easy to transport. Total length 1200mm (47 1/4"). Track width 622mm (24 1/2"). Overall width 660mm (26"). Weight 7kg.

091209022

Maximum load weight

240 kg **37 3/4 st**

2 Doorline-Bridge™

Highly presentable and very practical, these bridge ramps are perfect for overcoming awkward thresholds both internal and external. The anodised aluminium finish prevents stains and corrosion and provides an excellent grip surface. Rubber strips on the underside keep the ramp secure and protect flooring. Extremely lightweight and very quick to deploy with unique comfort carrying holes.

	Clearance	Weight
091562883	40mm (1 1/2")	3.3kg
091562891	60mm (2 1/4")	4.0kg
091562909	80mm (3 1/4")	6.8kg
091562925	100mm (4")	8.4kg

Maximum load weight

300 kg **47 st**



Specifications									
Code	Size	Type	No. of Parts	Length Min (mm)	Length Max (mm)	Width Internal (mm)	Width Max (mm)	Weight Each kg	Load Max kg
091209022	Broad	Threshold	1	540	1220	622	660	7.0	240
091563196	Broad	Threshold	1	900	900	884	914	7.0	318
091562883	Broad	Threshold	1	560	560	700	700	3.3	300
091562891	Broad	Threshold	1	600	600	700	700	4.0	300
091562909	Broad	Threshold	1	810	810	700	700	6.8	300
091562925	Broad	Threshold	1	1000	1000	700	700	8.4	300

Walking Aids

Rollators	714 - 724
Rollator Accessories	725
Tri-Wheel Walkers	726 - 728
Walking Frames	729 - 734
Walking Frame Accessories	735
Buckingham Walking Frame Caddy	736
Stick Seats	737
Walking Sticks	738 - 746
Walking Stick Accessories	747
Crutches	748 - 750

Four-Wheeled Rollator



1 Days Four-Wheeled Rollator

The Four-Wheeled Rollator from Days combines superb quality with fantastic value for money. It features height adjustable handles to ensure the correct position for the user. The brakes provide safe stop and lock into place for security. A padded seat and backrest provide comfort when sitting. The handy basket can carry shopping and personal items. It can hang under the seat or hook onto the front of the frame (allowing the rollator to be folded with the basket in place). The large, swivel wheels ensure the rollator is easy to manoeuvre. The aluminium frame is lightweight but strong enough to withstand everyday wear and tear. It folds easily for transport and storage.

Specifications

Handle Height	780-900mm (30 to 35½")
Overall Width	605mm (23¾")
Seat Height	535mm (21")
Seat Width	355mm (14")
Seat Depth	315mm (12½")
Wheel Diameter	200mm (8")
Weight	6.8kg (15lb)

Maximum user weight



Ordering Information

Quartz	091169952
Ruby	091169945

Fortis Rollator

Sturdy design that adapts to you



1 Days Fortis Rollator

The Days Fortis Rollator benefits from a robust design and feels incredibly sturdy when in use. **The seat height can be adjusted independently** so it can be customised to achieve the most comfortable sitting position.

Quick Release Front Wheels

The 20cm / 8" puncture proof solid PVC wheels "push fit" into the frame and detach quickly and easily using the simple wheel release button.

Kerb Climbers

Just step down on the kerb climber to tilt the Pulse Rollator back so that the front wheels can easily be lifted onto a kerb.

Folds in a standing position, 22cm wide making it easy to store. Working height ready for use. Can also be partially folded when required to fit through tight spaces.

Folds into a compact size, for easier storage and transportation


Specifications

Overall Height	82-97.5cm / 32¼"
Overall Width	61cm / 24"
Overall Depth	61cm / 24"
Seat Height	50-59.5cm / 19¾ - 23½"
Seat Width	39.5cm / 15 ½"
Seat Depth	20cm / 7¾"
Width between Arms	42cm / 16½"
Diameter of Wheels	20cm / 8"
Weight	8.4kg / 18.5lbs
Bag Load Limit	5kg / 11lbs

Maximum user weight **136 kg** **21½ st**


Ordering Information

Silver	091558345
Blue	091558568



FOLDS WHILE IN A STANDING POSITION

KERB CLIMBERS



FOLDS INTO A COMPACT SIZE FOR TRANSPORTATION

Pulse Rollator

Stylish and simple to adjust



1 Days Pulse Rollator

The Days Pulse Rollator blends style and function. It is manufactured from elliptical lightweight aluminium tubing and available in two colours – sleek silver and vibrant blue.

Simple Height Adjustment

The handle height is quick and easy to adjust by lifting the height lock latch so that the handle height can be adjusted into position, then closing to lock into position. The handles also have height setting markings to speed up adjustment.

Quick Release Front Wheels

The 20cm / 8" puncture proof solid PVC wheels "push fit" into the frame and detach easily using the simple wheel release button.

Kerb Climbers

Just step down on the kerb climber to tilt the Pulse Rollator back so that the front wheels can easily be lifted onto a kerb.

Folds in a standing position, 25cm wide making it easy to store and at working height ready for use. Can also be partially folded when required to fit through tight spaces.

Folds into a compact size, for easier storage and transportation.

Specifications

Overall Height	82-95cm / 32¼-37½"
Overall Width	62cm / 24½"
Overall Depth	78cm / 30¾"
Seat Height	56cm / 22"
Seat Width	43cm / 17"
Seat Depth	22cm / 8¾"
Width between Arms	46cm / 18"
Diameter of Wheels	20cm / 8"
Weight	7.9kg / 17.5lbs
Bag Load Limit	5kg / 11lbs

Maximum user weight **136 kg** **21½ st**

Ordering Information

Silver	091558352
Blue	091558576



Deluxe Rollator

Sleek, modern and compact



Maximum User Weight
1 Colour Available
2 Seat Heights Available
 Silver

Key Features



Folds into a standing position, 28cm wide making it easy to store. Working height ready for use. Can be folded to fit through tight spaces



Folds into a compact size, 66cm high, 28cm wide, 39cm deep for easier storage and transport.



Walking stick holder supplied as standard.



Adjustable Height Handles with 6 settings at 25mm intervals.



Loop Lockable Brakes provide added security and convenience. The brake tension can also be easily adjusted to suit your requirements.



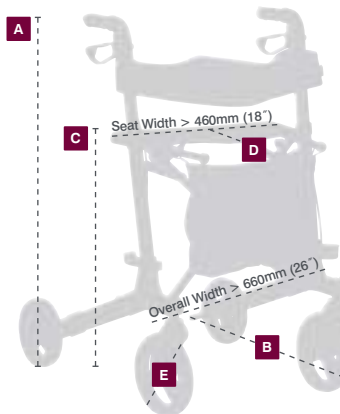
Kerb Climbers just step down on the kerb climber and with a gentle pull back on the handles, the Deluxe Rollator will raise its front wheels to easily manoeuvre over obstacles.



Built in rest seat with canvas backrest.



Comprehensive Spares Available
Spares are available for this product, for details and full spares listing please contact Customer Services.



A Handle Height
810 - 930mm / (31 3/4 - 6 1/2")

B Overall Depth
680mm / (26 3/4")

C Seat Height
550mm / (21 3/4")

D Seat Depth
200mm / (7 3/4")

E Wheel Diameter
195mm front / 165mm rear

Product Weight
7kg

Maximum User Weight

Ordering Information	Seat Height	
Silver	550mm	091554484
	610mm	091439314

Breeze Indoor Rollator

A smooth journey from room to room



Days Breeze Indoor Rollator

The Breeze Indoor Rollator is a stylish alternative to a household trolley. Manufactured from painted aluminium tubing with four solid tyre wheels, it incorporates a storage bag and locking brakes. This walker also has height adjustable handles and can be folded for storage or transportation.

Specifications

Overall Depth	66cm / 30"
Overall Width	54cm / 21 1/4"
Overall Height	83.5-94.5cm / 32 3/4 - 37 1/4" (5 increments)
Tray Depth	29cm / 11 1/2"
Tray Width	39cm / 15 1/2"
Tray Height	68cm / 26 3/4"
Front / Rear Wheel Size	17.75cm / 7"
Weight	5.5kg / 12lbs
Tray Max Load	5kg / 11lbs
Bag Max Load	5kg / 11lbs

Maximum User Weight



Key Features



Easy to adjust handle height.



Folds down for storage.



Simple brake operation can be applied with just one hand.



Brakes can be locked on for safety.



Supplied with a sturdy storage bag and tray.

Ordering Information

091558360

100 Series

Engineered to stringent standards

The 100 Series aluminium frame ensures a combination of lightweight design and robust build quality with a maximum user weight of 165kg (26st). The range is now available in 6 attractive colours.



165 kg
26 st
Maximum User Weight

6
Colours Available

Ruby Red

Blue

Quartz

Racing Green

Purple

Russet Orange

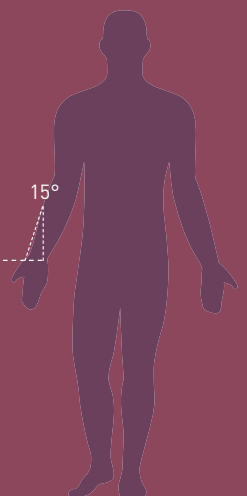
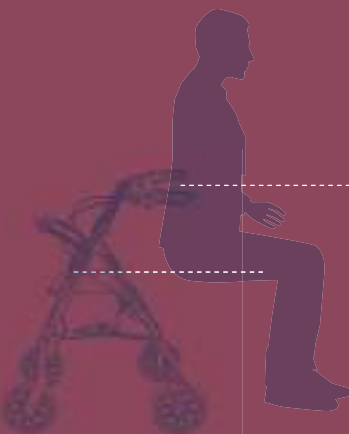
Your Guide to Choosing a Rollator

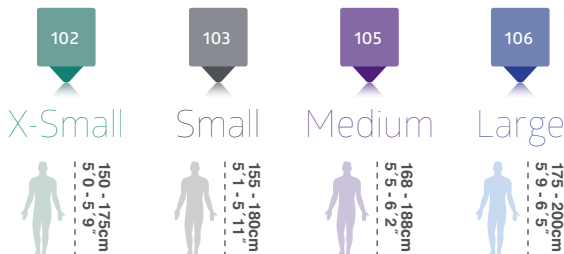
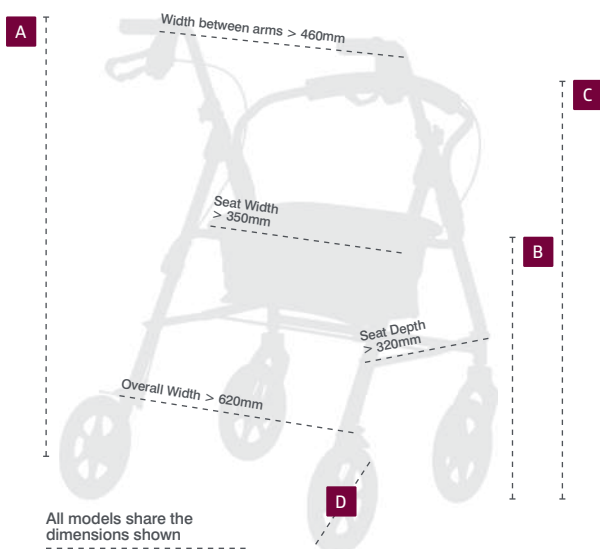
It is very important to have the frame at the correct height for use.

- If the frame is too high, you may find it difficult to straighten your elbows sufficiently and may not take enough body weight through your arms.
- If the frame is too low, it will encourage you to be bent over in a poor posture.
- When being measured for the height of your walking frame wear appropriate and supportive footwear.

Generally, to ensure that the pushing handles are in the best position for weight bearing, the height of the handgrips should be at the level of the wrist bone when the user's elbows are very slightly bent (at an angle of about 15° flexion).

If purchasing a rollator with a seat, the appropriate seat height should be considered. When seated comfortably your feet should be firm and flat on the ground.





Key Features



Available in 6 attractive colours.



Loop Lockable Brakes provide added security and convenience. The brake tension can also be easily adjusted to suit your requirements.



Available in four sizes to accommodate a range of heights and builds.



Folds Easily for Storage or Transport
Simply fold together by pulling the strap on the seat.



Comprehensive Spares Available
Spares are available for this product, for details and full spares listing please contact Customer Services.



Ergonomic Handgrips & Adjustable Height Handles
with 5 settings at 25mm intervals.



Ordering Information				
	102 X-Small	103 Small	105 Medium	106 Large
Ruby Red	091553049	091553106	091356328	091553189
Blue	091553023	091553114	091356336	081561661
Quartz	091553080	091553098	091553163	091553197
Racing Green	091356302	091553148	091553171	091553221
Purple	091553072	091553130	091546563	091553213
Russet Orange	091553056	091553122	091553155	091553205

A	Handle Height 775 - 875mm 30½ - 34½"	Handle Height 780 - 900mm 30¾ - 35½"	Handle Height 840 - 940mm 33 - 37"	Handle Height 875 - 995mm 34½ - 39¼"
B	Seat Height 500mm / 19¼"	Seat Height 535mm / 21"	Seat Height 565mm / 22¼"	Seat Height 620mm / 24¼"
C	Backrest Height 750mm / 29½"	Backrest Height 800mm / 31½"	Backrest Height 800mm / 31½"	Backrest Height 870mm / 34 ¼"
D	Wheel Diameter 150mm / 6"	Wheel Diameter 200mm / 8"	Wheel Diameter 200mm / 8"	Wheel Diameter 200mm / 8"
	Product Weight 6kg	Product Weight 7kg	Product Weight 7.2kg	Product Weight 7.3kg

Accessories Available



Walking Stick / Crutch Holder

This simple attachment for a walker or wheelchair keeps a walking stick readily available when required. The stick rests in the lower cup section and clips into the top half of the holder to secure it into place. The holder is easily attached to most types of wheelchair or walker. Weight 115g.

091117779



Closure Strap

This useful closure strap keeps your rollator neatly folded together when being stored or transported.

091558105



Reflective Strips

Use this pack of reflective strips to make your rollator or tri-wheeler more visible in the dark. Supplied as a pack of 10.

091558048



Kerb Climber

Navigating kerbs can be awkward with a wheeled walker. This useful add on allows rollators and tri-walkers to be tipped with ease to raise them onto the kerb quickly and easily.

091558097



Bell

This simple bell attaches easily to the handle tubing.

091558063



Bottle Holder

This handy bottle holder makes it easy to stay hydrated when you are out and about. Simply clips onto the frame of your rollator or Tri-Wheeler walker allowing drink bottles to be stored safely and conveniently.

091558055

2-in-1 Rollator & Transit Chair

Comfort when you need it



160 kg
25 st
Maximum User Weight

2
Colours Available

Silver

Ruby Red

Key Features



Available in 2 attractive colours



Flip up footrests provide support during transport.



Under seat bag provides useful storage.



Comfort When You Need It The seat and backrest are padded for comfort when seated.



Loop Lockable Brakes provide added security and convenience. The brake tension can also be easily adjusted to suit your requirements.



Ergonomic Handgrips & Adjustable Height Handles with 5 settings at 25mm intervals.



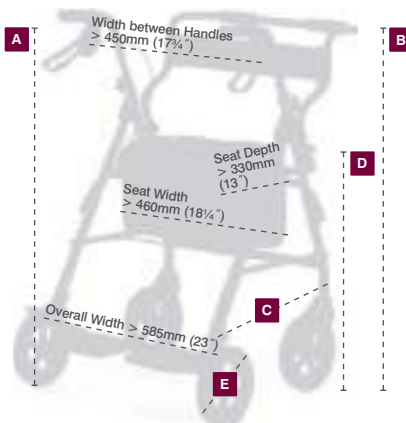
Folds Easily for Storage or Transport Simply fold together by pulling the strap on the seat.



Comprehensive Spares Available Spares are available for this product, for details and full spares listing please contact Customer Services.



2-in-1 Suitable for use as a rollator or transit chair.



A Rollator Handle Height
800-930mm / 31 3/4"-36 1/2"

B Pushing Handle Height
905mm / 35 1/2"

C Overall Depth
740mm / 29 1/4"

D Seat Height
560mm / 22"

E Wheel Diameter
100mm / 8"

Product Weight
8.8kg

130 kg **20 1/2 st** Maximum User Weight

Ordering Information

Silver	091207299
Ruby Red	091207307

Quick Fold Rollator

Stylish and lightweight

The Days Quick Fold rollator is a stylish and lightweight rollator that is incredibly easy to fold. The walker folds easily in two directions into an extremely compact size for storage or transportation.



136 kg **21 1/2 st**
 Maximum User Weight

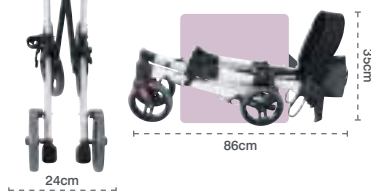
2
 Colours Available

Silver

Blue

Key Features

Folds in a standing position, 24cm wide making it easy to store and at working height ready for use. Can also be partially folded when required to fit through tight spaces.



Folds into a compact size, 86cm high, 24cm wide, 35cm deep for easier storage and transport.

Quick Fold Design
Folds quickly and easily in two directions using the simple "Quick Fold" lever.


Integral Reflectors for added visibility

Walking Stick Holder
supplied as standard.

Quick release front wheels

Kerb climbers on the rear legs help to manoeuvre onto kerbs.

Robust Satchel style bag



136 kg **21 1/2 st**
 Maximum User Weight

A Handle Height 815-945mm (32 - 37 1/4")	F Seat Depth 225mm (8 3/4")
B Overall Width 640mm (25 1/4")	G Width between Arms 460mm (18")
C Overall Depth 675mm (26 1/2")	H Wheel Diameter 200mm (8")
D Seat Height 560mm (22")	Product Weight 6.42kg
E Seat Width 460mm (18")	Bag Load Limit 5kg

Ordering Information

Silver	091563980
Blue	091563998

Heavy Duty Rollators









Our heavy-duty rollators are manufactured using heavy gauge steel tubing making them ideal for larger users.

Built for Strength

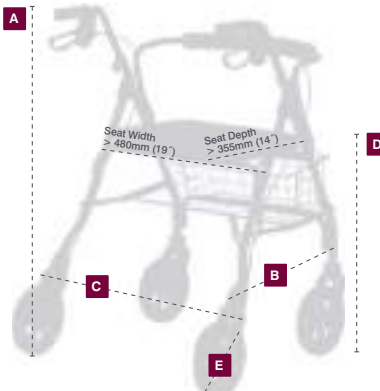


Small 091439090	Large 081561679	2 Colours Available	Small 091439090 Blue	Large 081561679 Ruby Red
178 kg 28 st Maximum User Weight	317 kg 50 st Maximum User Weight			

Key Features

-  Available in 2 attractive colours
-  Wider Frames & Rest Seats for added comfort.
-  High User Weights
-  Ergonomic Handgrips & Adjustable Height Handles with 5 settings at 25mm intervals.
-  Loop Lockable Brakes provide added security and convenience. The brake tension can also be easily adjusted to suit your requirements.
-  Under Seat Basket provides useful storage.
-  Folds Easily for Storage or Transport simply fold together by pulling the strap on the seat.
-  Comprehensive Spares Available For details and full spares listing please contact Customer Services.

1 Heavy Duty Rollator Small - Blue 091439090	2 Heavy Duty Rollator Large - Ruby Red 081561679
A Handle Height 830-940mm 32¾-37"	Handle Height 885-980mm 34¾-37½"
B Overall Depth 660mm / 26"	Overall Depth 725mm / 28½"
C Overall Width 670mm / 26½"	Overall Width 770mm / 30¼"
D Seat Height 550mm / 21½"	Seat Height 590mm / 23¼"
E Wheel Diameter 200mm / 8"	Wheel Diameter 200mm / 8"
Product Weight 13kg	Product Weight 12.3kg



Ordering Information

- 1 091439090** Blue – Small (178kg)
- 2 081561679** Ruby Red – Large (317kg)

3 XXL King Bariatric Rollator

With a weight capacity of 325kg the XXL-Rehab King Rollator is one of the strongest walkers on the market. It fits through doorways and folds easily for transport and storage in cars. It includes a large seat, extra strong tubes and large 8" tyres that provide extra security, stability and comfort. The Rollator has a large support surface with a safety back arch to help reduce the risk of falls.

Specifications

- Maximum weight capacity: 325kg
- Seat dimension: 35.5 x 50.8cm
- Width between handles: 61cm
- Total width: 71cm
- Seat height: 50cm
- Adjustable height: 77.5-99cm (2.5cm interval)
- Weight: 15.7kg

091207273

Maximum user weight  



Essentials 252 Rollator

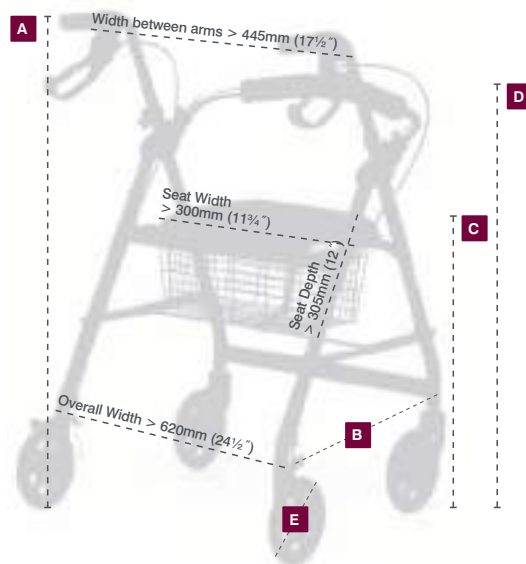
Ideal for everyday use

Our entry level rollator is ideal for everyday use and provides excellent value for money. It has a lightweight frame, a more compact seat and a lower user weight than the 100 Series, making it ideal for smaller users.



Key Features

- Ergonomic Handgrips** for optimum comfort.
- Adjustable Height Handles** with 5 individual settings. Each setting is positioned at 25mm intervals.
- Loop Lockable Brakes** provide added security and convenience. The brake tension can also be easily adjusted to suit your requirements.
- Comfort When You Need It**
The seat and backrest are padded for comfort when seated.
- Folds Easily for Storage or Transport**
Simply fold together by pulling the strap on the seat.
- Comprehensive Spares Available**
Spares are available for this product, for details and full spares listing please contact Customer Services.



A Handle Height 795-905mm / 31 1/4-35 1/2"	D Backrest Height 305mm / 12"
B Overall Depth 685mm / 27"	E Wheel Diameter 200mm / 8"
C Seat Height 530mm / 20 3/4"	Product Weight 6.42kg

Ordering Information

091433713 Silver



1 Days Walking Stick / Crutch Holder

This simple attachment for a walker or wheelchair keeps a walking stick readily available when required. The stick rests in the lower cup section and clips into the top half of the holder to secure it into place. The holder is easily attached to most types of wheelchair or walker. Weight 115g.

091117779

2 Days Bottle Holder

This handy bottle holder makes it easy to stay hydrated when you are out and about. Simply clips onto the frame of your Rollator or Tri-Wheel walker allowing drink bottles to be stored safely and conveniently.

091558055

3 Days Closure Strap

This useful closure strap keeps your Rollator neatly folded together when being stored or transported.

091558105

4 Days Reflective Strips

Use this pack of reflective strips to make your Rollator or Tri-wheel more visible in the dark. Supplied as a pack of 10.

091558048

5 Days Kerb Climber


Navigating kerbs can be awkward with a wheeled walker. This useful add on allows rollators and Tri-Walkers to be tipped with ease to raise them onto the kerb quickly and easily.

091558097

6 Days Bell

This simple bell attaches easily to the handle tubing.

091558063










Steel Tri-Wheel Walkers

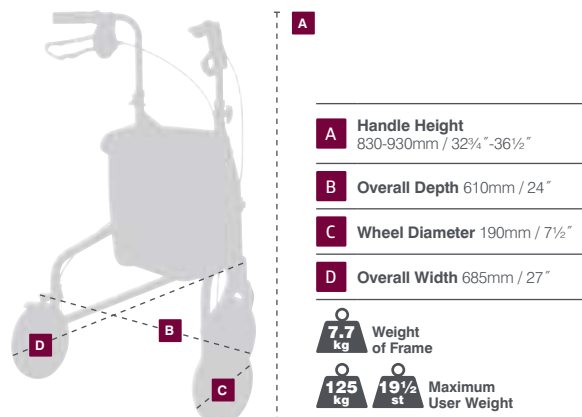
Our range of Steel Tri-Wheel walkers are sturdy, robust and economical. Available in 4 attractive colours, plus one model with push down brakes and one model with arthritic attachments.

Sturdy, robust and economical



Key Features

-  **4** Available in 4 attractive colours
-  **Ergonomic Handgrips** for optimum comfort.
-  **Adjustable Height Handles** with 5 settings at 25mm intervals.
-  **Loop Lockable Brakes** provide added security and convenience. The brake tension can also be easily adjusted to suit your requirements.
-  **Optional Basket & Tray (091356724)**
The optional basket and tray provides additional storage and a tray that can be used indoors for use when carrying your lunch from the kitchen.
-  **Folds Easily for Storage or Transport**
Using the easy to grip handle that simply pulls the frame together.
-  **Comprehensive Spares Available**
Spares are available for this product, for details and full spares listing please contact Customer Services.



Ordering Information	
Ruby Red	091356765
Blue	091356757
Grey	091439355
Chrome	091325505 NEW
Grey	091117530 With Push Down Brakes
Grey	091117589 With Arthritic Attachments

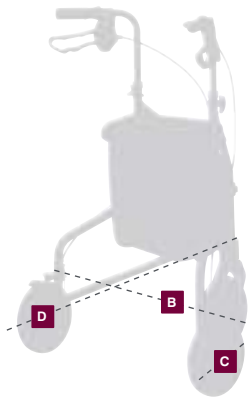
240L Lightweight Tri-Wheel Walkers

The lightweight aluminium frame of these walkers is extremely easy to manoeuvre making them ideal for use indoors or out. The range is now available in 6 attractive colours and supplied with a durable bag as standard.

Lightweight and easy to manoeuvre



Now Available with Bag & Basket



- A Handle Height**
830-930mm / 32 3/4" - 36 1/2"
 - B Overall Depth** 610mm / 24"
 - C Wheel Diameter** 190mm / 7 1/2"
 - D Overall Width** 685mm / 27"
-

Key Features

- Available in 6 attractive colours**
- Now available with or without basket**
The optional basket and tray provides additional storage and a tray that can be used indoors for use when carrying your lunch from the kitchen.
- Ergonomic Handgrips & Adjustable Height Handles**
with 5 settings at 25mm intervals.
- Loop Lockable Brakes** provide added security and convenience. The brake tension can also be easily adjusted to suit your requirements.
- Durable Carry Bag** to transport and conceal your belongings.
- Folds Easily for Storage or Transport** using the simple easy to grab pull handle.
- Comprehensive Spares Available** For details and full spares listing please contact Customer Services.

Ordering Information	With Bag Only	With Bag & Basket
Ruby Red	091553015	091557461
Blue	091356732	091557479
Quartz	091553007	091557487
Graphite	091552728	091557495
Purple	091541929	091557503
Russet Orange	091552710	N/A
Accessories		
Basket and Tray	091555242	NEW



1 Homecraft Three-Wheeled Rollator

The Three-Wheeled Rollator from Homecraft is extremely durable making it ideal for everyday use. Excellent value for money, it features easy to operate loop brakes, which provide secure stopping and lock into place for security. Height adjustable handles ensure the correct position for the user. It folds easily for transportation and storage and will remain upright when in the folded position. The rollator comes complete with a handy zippered carry bag and large basket with tray. The bag can be left in place when the rollator is folded. The sturdy steel frame is available two attractive colours, ruby and quartz.

Colour

091169978 Quartz

091169960 Ruby

Maximum user weight

125 kg **19 1/2 st**



RETAIL PACKAGED
These products are supplied in retail packaging.



1 Days Atlas Walking Frame – Standard



Features a shaped rest pad for increased support.

Chrome plated steel frame is easy to clean.

Brakes on rear castors for additional safety.

Specifications

- A** Height: 93-142cm / 36½-56"
- B** Overall width: 63cm / 24¾"
- C** Depth: 76cm / 30"

091356609

Spares

- D** **091356294** Spare Pad
- E** **091445493** Front Castor
- F** **091351584** Rear Braked Castor

Maximum user weight



2 Days Wheeled Forearm Walker



Made from lightweight anodised aluminium.



Rotating handles to reduce strain on wrists.

Moulded armpads for user comfort.

Specifications

- A** Height: 96-109cm / 38-43"
- B** Overall width: 74cm / 29"
- C** Depth: 61cm / 24"





091325372

Spares

- D** **091356237** Arm Pad (single)
- E** **091356120** 25mm PVC Ferrule
- F** **091480268** Extension Leg with Castor

Maximum user weight














1 Our most popular walking frames are now available in vibrant metallic red.

These new red Days Walking Frames were developed to meet demand from the NHS market for use with patients with dementia.

Bright colours can highlight important objects, making them easier for people with dementia to find and use, making this range ideal to help increase mobility for patients with dementia and reduce the risk of potential falls.

-  Wheeled and Non-Wheeled versions available
-  Hard anodised finish for durability
-  Comfortable latex free PVC handgrips
-  Low maintenance and easy to wipe clean
-  Lightweight aluminium frame
-  Simple push button height adjustment
-  Non-marking rubber ferrules
- Maximum user weight  **160 kg**  **25 st**

Days Adjustable Height Walking Frames

1 Domestic/Narrow

- Size
- 091553890** Small
 - 091553866** Medium
 - 091553882** Large

2 Standard Hospital

- Size
- 091553775** Small
 - 091553767** Medium
 - 091553759** Large

3 Domestic/Narrow Wheeled

- Size
- 091553874** Small
 - 091553841** Medium
 - 091553858** Large

4 Standard Hospital Wheeled

- Size
- 091553809** Small
 - 091553791** Medium
 - 091553783** Large

5 Spares For Above (Not illustrated)

- 091356120** 25mm PVC ferrule
- 091553981** Wheeled Extension Legs

Specifications						
	Size	Overall Width B	Width at Front	Depth C	Min. Height A	Max Height A
091553890	Small	59cm (23½")	41cm (16")	46cm (18")	70 cm (27½")	78 cm (30¾")
091553866	Medium	60cm (23¾")	42cm (16½")	46cm (18")	80.5 cm (31¾")	88.5 cm (34¾")
091553882	Large	62cm (24½")	42cm (16½")	46cm (18")	87.5 cm (34½")	95.5 cm (37½")
091553775	Small	65cm (25½")	46cm (18")	49cm (19¼")	67cm (26½")	75cm (29½")
091553767	Medium	66cm (26")	47cm (18½")	55cm (21½")	77cm (30¼")	85cm (32½")
091553759	Large	67cm (26½")	51cm (20")	57cm (22½")	87cm (34¼")	95cm (37½")
091553874	Small	59cm (23½")	50cm (19¾")	49cm (19¼")	73cm (28¾")	81cm (31¾")
091553841	Medium	60cm (23¾")	51cm (20")	49cm (19¼")	83.5cm (33")	91.5cm (36")
091553858	Large	62cm (24½")	51cm (20")	49cm (19¼")	90.5cm (35¾")	98.5cm (38¾")
091553809	Small	65cm (25½")	55cm (21½")	52cm (20½")	70cm (27½")	78cm (30¾")
091553791	Medium	66cm (26")	56cm (22")	58cm (22¾")	81cm (31¾")	89cm (35")
091553783	Large	67cm (26½")	51cm (20")	57cm (22½")	87cm (34¼")	95cm (37½")

All Days walking frames are manufactured from lightweight anodised aluminium that is extremely durable and easy to wipe clean. The plastic handgrips have an ergonomic indented shape for greater comfort in use. The non-slip rubber ferrules are non-marking and provide grip and stability.

4 Styles, each in up to 3 sizes


A range of widths and heights are available to suit a variety of environments such as hospitals, nursing homes or domestic use where narrower frames are needed due to smaller doorway openings.

-  Wheeled and Non-Wheeled versions available
-  Hard anodised finish for durability
-  Lightweight aluminium frame
-  Simple push button height adjustment
-  Comfortable latex free PVC handgrips
-  Low maintenance and easy to wipe clean
-  Non-marking rubber ferrules

1 Days Domestic/Narrow Walking Frame

Spares
D 091356120 25mm PVC Ferrule Grey
E 091117357 Wheeled Extension Legs Pair

Maximum user weight **160 kg** **25 st**



Without Wheels			A Height	B Overall Width	C Depth	Product Weight
Standard	Red					
091325430	091553890	Small	70-78cm / 27½-30¾"	63cm / 24¾"	47cm / 18½"	2.0kg
091356591	091553866	Medium	80.5-88.5cm / 31¾-34¾"	62.5cm / 24½"	46cm / 18"	2.1kg
091325398	091553882	Large	87.5-95.5cm / 34¼-37½"	62cm / 24½"	45cm / 17¾"	2.2kg
With Wheels						
Standard	Red					
091356666	091553874	Small	73-81cm / 28¾-31¾"	63cm / 24¾"	47cm / 18½"	2.1kg
091325497	091553841	Medium	83.5-91.5cm / 33-36"	62.5cm / 24½"	46cm / 18"	2.2kg
091325489	091553858	Large	90.5-98.5cm / 35¾-38¾"	62cm / 24½"	45cm / 17¾"	2.3kg

2 Days Standard Hospital Walking Frame

Spares
D 091356120 25mm PVC Ferrule Grey
E 091117357 Wheeled Extension Legs Pair

Maximum user weight **160 kg** **25 st**



Without Wheels			A Height	B Overall Width	C Depth	Product Weight
Standard	Red					
091399849	091553775	Small	67-75cm / 26½ -29½"	65cm / 25½"	53cm / 21"	2.0kg
091356591	091553767	Medium	77-85cm / 30¼ - 32½"	66cm / 26"	54cm / 21¼"	2.1kg
091356575	091553759	Large	87-95cm / 34½ - 37½"	67cm / 26¼"	55cm / 21½"	2.2kg
With Wheels						
Standard	Red					
091438175	091553809	Small	70-78cm / 27½ - 30¾"	65cm / 25½"	53cm / 21"	2.1kg
091438167	091553791	Medium	81-89cm / 31¾ - 35"	66cm / 26"	54cm / 21¼"	2.2kg
091438159	091553783	Large	90-98cm / 35½ - 38½"	67cm / 26¼"	55cm / 21½"	2.3kg



1 Days Ultra Narrow Frames

-  Wheeled & Non-Wheeled versions available
-  Low maintenance and easy to wipe clean
-  Comfortable latex free PVC handgrips
-  Lightweight aluminium frame
-  Simple push button height adjustment
-  Non-marking rubber ferrules
-  Hard anodised finish for durability

Spares

- 091356120** 25mm PVC Ferrule Grey
- 091117357** Wheeled Extension Legs Pair

Maximum user weight



Without Wheels		A Height	B Overall Width	C Depth	Product Weight
091356393	Small	72-80cm / 28 1/4-31 1/2"	48.5cm / 19"	44cm / 17 1/4"	2.0kg
091356419	Medium	80-88cm / 31 1/2-34 3/4"	50cm / 19 3/4"	46cm / 18"	2.1kg
091116961	Large	87-95cm / 34 1/4-37 1/2"	52cm / 20 1/2"	47.5cm / 18 3/4"	2.2kg
With Wheels					
091325497	Medium	83-91cm / 32 3/4-35 3/4"	50cm / 19 3/4"	46cm / 18"	2.2kg
091116979	Large	90-98cm / 35 1/2-38 1/2"	52cm / 20 1/2"	47.5cm / 18 3/4"	2.3kg



2 Days Shallow Frames

-  Wheeled & Non-Wheeled versions available
-  Low maintenance and easy to wipe clean
-  Comfortable latex free PVC handgrips
-  Lightweight aluminium frame
-  Simple push button height adjustment
-  Non-marking rubber ferrules
-  Hard anodised finish for durability

Spares

- 091356120** 25mm PVC Ferrule Grey
- 091117357** Wheeled Extension Legs Pair

Maximum user weight







Without Wheels		A Height	B Overall Width	C Depth	Product Weight
091116839	Medium	77-85cm / 30 1/4-32 1/2"	62cm / 24 1/2"	37cm / 14 1/2"	2.0kg
091356583	Large	87-95cm / 34 1/4-37 1/2"	62.5cm / 24 1/2"	39cm / 15 1/4"	2.2kg
With Wheels					
091117373	Medium	80-88cm / 31 1/2-34 3/4"	62cm / 24 1/2"	37cm / 14 1/2"	2.2kg
091117381	Large	90-98cm / 35 1/2-38 1/2"	62.5cm / 24 1/2"	39cm / 15 1/4"	2.3kg



1 Days Adjustable Folding Walking Frame

Made from lightweight anodised aluminium, this adjustable height walking frame is very easily folded. Non marking, slip-resistant rubber tips for added safety.

-  Anodised aluminium tubing
-  Comfy foam handgrips
-  Non-slip rubber tips
-  Height adjustable legs

Specifications

- A** Height: 78-90cm (30-35")
- B** Width at front: 55cm (21")
- C** Depth: 45cm (17")

091117100

Spares





- D** 091479765 25-22mm Grommet Grey
- E** 091356120 25mm PVC Ferrule Grey

Maximum user weight



2 Days Reciprocal Folding Walking Frame

This walker key joints on both sides so that it can "step" forward with each footstep, rather than having to be picked up and placed forwards like a traditional walker.

-  Anodised aluminium tubing
-  Comfy foam handgrips
-  Non-slip rubber tips
-  Height adjustable legs

Specifications

- A** Height: 77-90 cm
- B** Width at front: 55cm (21")
- C** Depth: 45cm (17")

091356682

Spares

- D** 091479765 25-22mm Grommet Grey
- E** 091356120 25mm PVC Ferrule Grey

Maximum user weight





1 Days Wheeled Forearm Walker

Made from lightweight anodised aluminium this adjustable height wheeled Forearm Walker has moulded rubber armpads for user comfort and rotating handles to reduce strain on wrists. Height adjustment 96 to 109cm (38 to 43"). Overall width 74cm (29")

091325372

Maximum user weight



2 Adjustable Trough Walker

A compact adjustable height aluminium frame with robust troughs lined with PU foam. The handles rotate to the desired position, are height adjustable, and the overarm straps secure the arms in place. External width: 620mm (24 1/2").

	Height	Weight	Style
091117399	830-930mm (32 3/4-36 1/2")	3.2kg	Wheeled
091117407	980-1080mm (38 1/2-42 1/2")	3.4kg	Wheeled

Maximum user weight



3 Folding Bariatric Walking Frame

This walking frame accommodates larger individuals up to 220kg (34 1/2st). The frame is lightweight but solid and offers a high degree of stability. It is height adjustable from 760 to 1010mm (30 to 39 3/4"). Width at base 710mm (28 1/2"). Width between grips 520mm (20 1/2"). Weight 3kg. Folds easily for transport and storage.

091117118

Maximum user weight



B

4 Heavy Duty Walking Frame

This walking frame offers excellent stability and is designed to accommodate users up to 223kg (35st). Although reinforced, it is made from aluminium ensuring it remains sturdy yet lightweight. It is available in either non-wheeled or wheeled, both height adjustable in 20mm (3/4") increments. Width 700mm (27 1/2"). Depth 420mm (16 1/2").

	Height	Weight	Style
091183516	790-890mm (31-35")	2.6kg	Non-Wheeled
091183524	790-890mm (31-35")	2.8kg	Wheeled
091208156	870-970mm (34 1/4-38")	3.0kg	Non-Wheeled
091208164	870-970mm (34 1/4-38")	3.2kg	Wheeled

Maximum user weight



B

5 Days Hi-Riser Folding Frame

This lightweight folding frame is designed to help the user rise from a seated position. May also be reversed and used as a toilet surround rail. Height adjustable 812 to 914mm (32 to 36"). Width 597mm (23 1/2"). Weight 2.5kg.

091116862

Maximum user weight



B BARIATRIC
These products are designed for bariatric users

1 Days Net Bag for Walking Frames

Knotted nylon bag that clips to any walking frame for shopping or daytime requirements. Weight 60g.

091116813



2 Days Wheeled Extension Legs

Wheeled extension legs for adjustable height walking frames. Use as a replacement or turn a non-wheeled walking frame into a wheeled one.

091117357

3 Walker Skis

These Walker Skis are intended for use on the rear legs of wheeled walkers to help users move smoothly across most surfaces and greatly reduce the friction that rubber tips create.

091559392

4 Days Walker Basket

A vinyl coated wire basket, ideal for carrying items, leaving the hands free to move the walker. Attaches easily and safely to the walker frame using the hook and loop straps supplied.

Basket 405×150×185mm.

091117761



days



days



3



4

days

RETAIL PACKAGED
These products are supplied in retail packaging.

Days Ferrules



Style	Colour	Pack Type	13mm (1/2")	16mm (5/8")	19mm (3/4")	22mm (7/8")	25mm (1")
5 Standard	Black	Single	-	-	091208842	-	-
		10 Bulk	-	-	091208859	-	-
6 Heavy Duty	Black	Single	-	091168228	091168236	-	-
		10 Bulk	-	091116235	091116250	-	-
7 Shock Absorbing	Black	Single	-	-	091168285	091168293	-
		10 Bulk	-	-	091116474	091116490	-
8 Bell Shaped	Black	Single	091168178	091168186	091168194	091168202	091168210
		10 Bulk	091116078	091116094	091116128	091116144	091116177
9 Heavy Duty Bell Shaped	Grey	Single	-	091168244	091168251	091168269	091168277
		10 Bulk	-	091116367	091116383	091116409	091116425
10 Hard Wearing PVC	Grey	Single	-	091356187	091356245	091356153	091356120
		10 Bulk	-	-	-	091172279	091172287



1 Buckingham Walking Frame Caddy

Developed by healthcare professionals to enable users of wheeled walking frames to safely transport a variety of daily living items. In most instances it can replace the need for a trolley. The caddy enables a patient to carry most items safely and more importantly, independently without being reliant upon carers.



▶ One large and one small compartment to allow the user to separate items such as glasses, keys, medication, etc.



▶ Mug holder insert catches any spillages.



▶ Shaped tray that is designed to safely transport a plate of food.



▶ Anti-spill mug cover is also included to prevent any inadvertent spillages when transporting a mug or cup. This simple cover creates a seal and helps to keep liquids inside as well as insulating hot drinks.



▶ Easy to fit to most styles of wheeled walking frame.



▶ Manufactured from a tough, durable plastic it can be cleaned in a dishwasher and has drainage holes for easy drying.

091117811 Retail Packed

091117860 Bulk - Pack of 10

Maximum load weight

2
kg

4 1/2
lbs



SPARES

Spares are available for this product, for details and full spares listing please contact Customer Services.

RETAIL PACKAGED

These products are supplied in retail packaging.

1 Height Adjustable Stick Seat

This stick seat is constructed from aluminium and plastic, making it extremely lightweight to carry and corrosion resistant. It folds easily away, turning into a stick that can be used for support when walking. The most stable seated position is with the handle between the user's legs. Handle height 845 to 950mm (33 1/4 to 37 1/2"). Seat height 455 to 540mm (18 to 21 1/4"). Weight 900g.

091115658

Maximum user weight



2 Days Folding Stick Seat

This useful seat folds flat and straps together to form a walking stick, offering both support and a place to rest when needed. Manufactured from aluminium, it is both lightweight and corrosion resistant.

Seat Height

Weight

091115666 435mm (17")

1kg

091115674 510mm (20")

1.3kg

091115682 585mm (23")

1.5kg

091309905 Spare ferrule

Maximum user weight



3 Days Folding Tripod Stick

This attractive seat provides a useful place to rest when out and about. The tripod base ensures it is stable whilst the moulded seat offers comfort and support when needed. Folding away quickly and easily, it can also be used as a walking stick. Seat height 575mm (22 1/2"). Weight 800g.

091115690

Maximum user weight



1



2



3

days

days

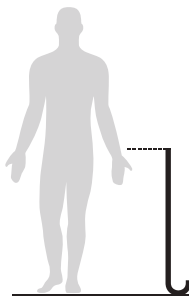
The extensive range of Days walking sticks provides a variety of styles to suit individuals with varying requirements. Use the guide below to help select the most suitable walking stick in the range.

Walking Stick Height

A correctly measured stick enables the user to maintain an upright posture with the elbow slightly bent. Body weight is taken through the stick as the user pushes down on it when walking.

Using a walking stick the correct height is essential. When measuring, the handle should rest on the floor against a relaxed arm. The stick should then be adjusted or trimmed to the crease of the wrist.

Where two walking sticks are needed, the length should be slightly longer as they will be used ahead of the body when walking.



Which Hand?

If you are using the walking stick to compensate for an injury to your leg or a joint on one side, you should hold the stick in the hand on the opposite side to the one that needs support.

If you are using the stick for balance you can use it in either hand.

Types of Walking Stick

Adjustable

Days adjustable walking sticks can be adjusted to different heights using a simple spring loaded catches and a telescopic shaft.

Tripod & Tetrapod

These walking sticks have a wider footprint to provide more stability. Especially suitable for heavier users who require a more stable base. See page 742.

Folding Walking Sticks

These lightweight metal sticks have sectioned shafts that enable them to be folded up for storage, for example in a handbag. Strong elastic runs inside the shaft to ensure that in its open position the stick remains stable. See pages 744-746.

Material

Our range of walking sticks are available in wood for a traditional look, aluminium and steel.

Handle Shape

A variety of different shaped handles are available including:

Crook Handles



These may be less comfortable to hold than a right-angled handle, but can easily be hooked over the arm when not in use. See page 739 and 741.

Right Angled Handles or T-Shaped



These are often more comfortable to use than a crook handle. The addition of a wrist strap may be useful to secure the stick when it is not in use. See pages 739.

Swan Necked Shafts



Handles with swan necked shafts are offset above the stick, which allows your weight to be evenly spread centrally over the base of the stick, this may be helpful if you require more stability. See page 740 and 742.

Comfy Grip & Contoured Handles



These are anatomically shaped handles, which spread the pressure over a wider area of the palm to improve comfort for permanent users or anyone with painful hands. The comfy grip handles provide the largest surface area and the contoured grip is slightly smaller – making it ideal for smaller hands. See pages 743-744.





1 Days Adjustable Aluminium Walking Stick

Days adjustable walking sticks are comfortable to use, can be adjusted to different heights using a simple spring loaded catch and a telescopic shaft.

- 091565969 84-109 cm Long
- 091565951 71-96.5 cm Standard

2 Days Walking Sticks

Walking Sticks are designed to aid people with restricted movement or mobility by helping them to balance or unload weight from the lower extremities while walking.

- 7500252 Left 740-965mm
- 7500253 Right 740-965mm

Maximum user weight



3 Days Standard Adjustable Walking Stick

Moulded Plastic Handle.

A Height: 74-99cm / 29-39"

091325588

Spares

- B 091479765 25-22mm Grommet Grey
- C 091356153 22mm PVC Ferrule Grey

Maximum user weight



4 Days Heavy Duty Crook Handle Walking Stick

Traditional Crook Handle design allows the stick to be hooked over the arm when not in use.




A Height: 79-101.5cm / 31-40"

091356880

Spares

- B 091356245 18mm PVC Ferrule Grey

Maximum user weight





1 Days Ergonomic Handle Walking Stick

- Ergonomic Handle spreads the user's weight over a wider area of the hand.
- Shaped for either left handed or right handed users.

A Height: 73-96cm / 28½-37½"

091325513 Left

091325521 Right

Spares

B **091356245** 18mm PVC Ferrule Grey

Maximum user weight



2 Days Swan Neck Walking Stick

- Swan neck handle allows the users weight to be transferred vertically downwards.
- Ideal for providing more stability and for user's who apply a lot of weight on their stick.

A Height: 74-99cm / 29-39"

091356872

Spares

B **091479765** 25-22mm Grommet Grey

C **091356153** 22mm PVC Ferrule Grey

Maximum user weight



3 Days Folding Steel Walking Stick

- Durable powder coated steel shaft.
- Supplied in a polythene wallet for storage.



Folds easily for storage or transport



Simple push button height adjustment



T-Bar handle



Non-marking slip resistant ferrule



2 heights available

A Height

091356914 85-95cm / 33-37"

091356922 74-83.5cm / 29-33"

Maximum user weight



1 Bariatric Walking Stick

A height adjustable walking stick designed especially for bariatric users. The curved neck places the user's weight directly over the shaft for stability and safety. Height adjustable from 710-930mm (28-36½"). Weight 0.9kg.

091114982

Maximum user weight



B

2 Chestnut Wood Walking Stick

This stylish traditional walking stick is made from chestnut and has a traditional crook handle with a rubber ferrule. Three lengths are available.

Height

091540954 91.5cm / 36"

091540962 96.5cm / 38"

091540970 101.5cm / 40"

Maximum user weight



3 Crook Handle Walking Stick

These high quality sticks are made from a smooth, dense wood and are available in a choice of either natural beech or black finishes. They are finished in a gloss varnish, making them both durable and attractive. Supplied as a 914mm (36") stick, they should be sawn to the length required. Ferrule size 19mm (¾"). Weight 360g.

091115302 Natural Beech

091115310 Black

Maximum user weight



B **BARIATRIC**
These products are designed for bariatric users

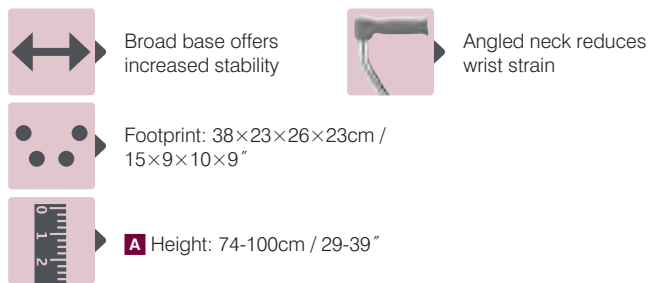
i **INFORMATION**
For information about selecting the correct length of walking stick, please see page 738.

Our range of Quadruped and Tripod Sticks are designed to provide the user with maximum stability and are ideal for anyone who is more unstable on their feet.



1 Quadruped Walking Stick with Wide Base

• Styled as a traditional walking stick with a large quadruped base.



091356971

Spares

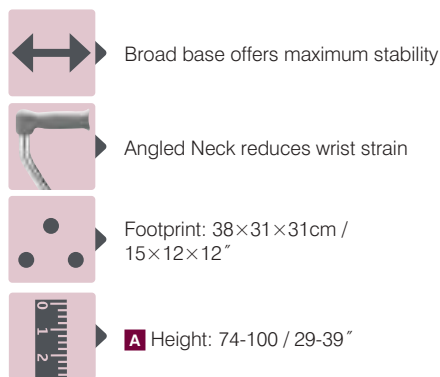
B 091479765 25-22mm Grommet Grey
C 091356187 16mm PVC Ferrule

Maximum user weight



3 Tripod Walking Stick with Large Base

• Styled as a traditional walking stick with a large tripod base.



091325539

Spares

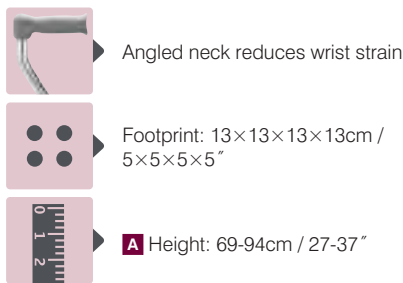
B 091479773 22-19mm Grommet
C 091356187 16mm PVC Ferrule
D 091443365 Pin Clip

Maximum user weight



2 Quadruped Walking Stick with Small Base

• Styled as a traditional walking stick with a small quadruped base.



091115344

Spares

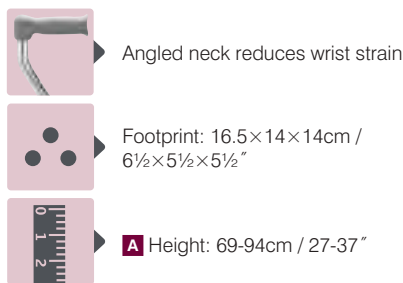
B 091479773 22-19mm Grommet
C 091356187 16mm PVC Ferrule

Maximum user weight



4 Tripod Walking Stick with Small Base

• Styled as a traditional walking stick with a small tripod base.



091356930

Spares

B 091356187 22-19mm Grommet
C 091356187 16mm PVC Ferrule

Maximum user weight





1 Homecraft Patterned Walking Sticks


Available in 7 attractive patterns, these height adjustable walking sticks are of the highest quality. Each stick has received a hard anodised treatment that prevents damage to the attractive surface. The wooden handle is shaped to fit comfortably in either hand. Height adjustable between 790-1020mm (31-40"). Ferrule size 19mm (3/4"). Weight 340g.

- 091114727** Black
- 091175934** Wild Rose
- 091114743** Grey Marble
- 091310010** Etched Black
- 091175942** Woodland Flower
- 091114693** Walnut
- 091175975** Paisley

Maximum user weight



RETAIL PACKAGED
These products are supplied in retail packaging.



Walking Aids



1 Homecraft Folding Patterned Walking Stick

Available in 7 patterns, these folding height adjustable walking sticks have received a hard anodised treatment that prevents damage to the attractive surface. The wooden handle is shaped to fit comfortably in either hand. Made from aluminium, making them extremely lightweight, they are available in three height adjustments. Ferrule size 19mm (3/4"). Weight 360g.


-  Folds easily for storage or transport
-  Simple push button height adjustment
-  Wooden T-Bar handle
-  Non-marking slip resistant ferrule
-  3 heights available

Height	Height	Height	
735-825mm (29-33")	775-875mm (31-35")	825-925mm (33-37")	
091172592	091114925	091114933	Black
091172774	091172717	091172725	Wild Rose
091204692	091204700	091204734	Etched Black
091172659	091114966	091114974	Grey Marble
091172766	091172691	091172709	Woodland Flowers
			Walnut
091172576	091114867	091114875	Walnut
091172758	091172733	091172741	Paisley

Maximum user weight **115 kg** **18 st**

RETAIL PACKAGED
These products are supplied in retail packaging.

INFORMATION
For information about selecting the correct length of walking stick, please see page 738.





1 Homecraft Comfy Grip Sticks

Lightweight, yet sturdy anodised aluminium walking sticks that feature an ergonomically designed handle allowing the pressure to be spread evenly across the palm. Ideal for those who have difficulty in grasping a conventionally shaped handle, the comfortable design can also be beneficial to those with painful hands due to arthritis, or similar problems. Supplied as either left or right handed, standard or folding. Ferrule size 19mm.

Standard

Height adjustable between 738-955mm (29-38").

Weight 382g.

Left Handed	Right Handed	Colour
091115138	091115138	Black
091205608	091205616	Etched Black
091205715	091205723	Woodland Flowers

Maximum user weight



Folding

Available in short, 775-875mm (31-35") and long 825-925mm (33-37"). Weight 340g.

Left Handed	Right Handed	Length	Colour
091114784	091114792	Short	Black
091114800	091114818	Long	Black
091207968	091207976	Short	Woodland Flowers

Maximum user weight



Walking Aids

1




BLACK

WOODLAND FLOWERS

LEFT HAND

RIGHT HAND



BLACK



WOODLAND FLOWERS

RETAIL PACKAGED
These products are supplied in retail packaging.

INFORMATION
For information about selecting the correct length of walking stick, please see page 738.



1 Homecraft Contoured Grip Sticks

The ergonomic handle of these sticks is designed for users with painful or arthritic hands. They spread the weight across the whole palm making it more comfortable than a standard walking stick. It is especially useful for smaller hands, where the Comfy Grip Stick may be too large. The handle is also positioned more toward the centre of the cane, which helps reduce the stress on the wrist. These lightweight aluminium sticks are available in left and right handed options and as standard or folding sticks. Ferrule size 19mm.

Standard

Height adjustable between 738-955mm (29-38"). Weight 380g.

Left Handed	Right Handed	Colour
091115260	091115278	Black
091205566	091205574	Woodland Flowers

Maximum user weight



Folding

Available in short, 775-875mm (31-35") and long 825-925mm (33-37"). Weight 330g.

Left Handed	Right Handed	Length	Colour
091114826	091114834	Short	Black
091114842	091114859	Long	Black

Maximum user weight



2 Homecraft Premium Folding Coloured Walking Sticks

A beautiful addition to the folding coloured walking stick range, available in 3 delightful colours. They feature a smooth Derby handle that is comfortable to use in either hand and a handy strap as standard. The sturdy, aluminium shafts have a transparent coating that enhances the design. Available in two height adjustments. Ferrule size 19mm (3/4"). Weight 366g.

Height	Height	
775-875mm (31-35")	825-925mm (33-37")	
091209097	091209105	Black
091209113	091209121	Ivy
091209170		Flora

Maximum user weight



RETAIL PACKAGED
These products are supplied in retail packaging.

INFORMATION
For information about selecting the correct length of walking stick, please see page 738.

1 Homecraft Walking Stick Strap

This nylon wrist strap offers exceptional value for money and is suitable for use with all sticks. The elasticated hoop allows easy and secure fitting. Weight 5g.

091116607



2 Walking Stick Grip

A value for money clip that grasps the stick, allowing it to be balanced on the edge of a table or worktop. May also be used underneath the table or worktop to wedge the stick upright. Fits most styles of walking stick. Weight 20g.

091116615

3 Walking Stick Clip

This double clip device can be used for walking sticks, reachers and many other applications. Fitted onto a wheelchair or walker using a rubber ring system. The plastisol coated clip securely grips walking sticks and reachers.

091116342

4 Walking Stick Holder

This simple attachment for a walker or wheelchair keeps a walking stick readily available when required. The stick rests in the lower cup section and clips into the top half of the holder to secure it into place. The holder is easily attached to most types of wheelchair or walker. Weight 115g.

091117779



RETAIL PACKAGED
These products are supplied in retail packaging.

All Days crutches are made from lightweight aluminium with a tough anodised finish making them incredibly durable. They are designed for minimum maintenance and just require an occasional wipe-over with a soft cloth and can be used with disinfectant solution if required.

Three Handle Options



Standard Handle

The standard plastic hand grip is easily wiped clean to reduce the risk of cross infection.



Ergonomic Grip

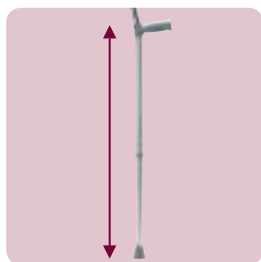
The Days Ergonomic handle has been designed and developed in conjunction with physiotherapists and healthcare professionals. The unique handle distributes pressure over a greater area of the user's hand improving comfort and safety.



Comfy Grip

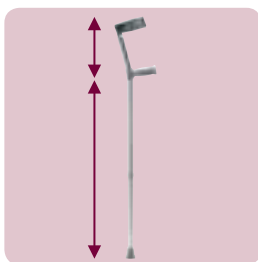
The Comfy Grip handle is made from a soft touch plastic to provide a more comfortable and cushioned grip – ideal for longer term use.

3 Levels of Adjustment



Single Adjustable Crutches

Offer height adjustment for the handle height but the distance between the handle and arm cuff is fixed.



Double Adjustable Crutches

Allows you to adjust both the height to handle and the distance between the handle and the arm cuff.



Days Permanent Crutches

These user crutches are not adjustable and need to be cut to size to suit the individual user – ideal for long term use.

Standard Features



Closed Fixed Armband

The closed fixed armband enables the user to retain the crutch on their arm even if they release their grip on the handle. This prevents the crutch from dropping to the floor accidentally.



Non-Marking Ferrules

The non-marking ferrules are slip-resistant, for added safety. The 22mm ferrules are fitted to the adult crutches and 16mm ferrules are fitted to the children's crutches.



Push Pin Adjustment

Adjustment is easy using the simple push pin operation.

1 Days Standard Grip Crutches

		A Handle to Armband	B Handle to Ground
Single Adjustable			
091275965	Standard	23cm / 9"	66-94cm / 26-37"
091356468	Extra Long	23cm / 9"	83-110cm / 32½-43½"
Double Adjustable			
091325323	Children's	17-22cm / 6¾-8¾"	56-80cm / 21½-31½"
091115799	Standard	20-27.5cm / 8-10½"	66-94cm / 26-37"
091356443	Extra Long	20-27.5cm / 8-10½"	83-110cm / 32½-43½"

Spares

- C 091479765** 25-22mm Grommet Grey
- D 091356153** 22mm PVC Ferrule Grey
- 091356187** 16mm PVC Ferrule (Childrens Crutches) Grey

2 Days Ergonomic Grip Crutches

		A Handle to Armband	B Handle to Ground
Single Adjustable			
091269042	Standard	23cm / 9"	69-94cm / 27-37"
Double Adjustable			
091356484	Standard	20-27.5cm / 8-10½"	69-94cm / 27-37"
091356492	Extra Long	20-27.5cm / 8-10½"	83-110cm / 32½-43½"
Permanent Use / Cut to Size			
091356385		23.5-31cm / 9¼-12¼"	103cm / 40½"

Spares

- C 091479765** 25-22mm Grommet Grey
- D 091356153** 22mm PVC Ferrule Grey

3 Days Comfy Crutches

		A Handle to Armband	B Handle to Ground
Single Adjustable			
091439199	Standard	23cm / 9"	69-94cm / 27-37"
091531540	X-Long	23cm / 9"	83-110cm / 32½-43½"
Double Adjustable			
091439207	Standard	66-94cm / 26-37"	20-27.5cm / 8-10½"
091531557	X-Long	83-110cm / 32½-43½"	20-27.5cm / 8-10½"

Spares

- C 091479765** 25-22mm Grommet Grey
- D 091356153** 22mm PVC Ferrule Grey



£ PRICES
For up-to-date prices please see our Website, alternatively contact your Sales Representative or Customer Services.



1 Soft Grip Comfort Handle Crutches

These crutches feature a soft anatomically shaped handle for comfort and are available in four modern colours. They are height adjustable between both the arm cuff and handle and the handle and ferrule. Supplied in pairs. Height to handle 730 to 960mm (28³/₄ to 37¹/₄"). Handle to cuff 240 to 290mm (9¹/₂ to 11¹/₂"). Ferrule diameter 18¹/₂mm (3/4").

- 091159060** Red
- 091159094** Blue
- 091159102** Turquoise
- 091159110** Grey

Maximum user weight



2 Days Arthritic Crutches

Made from lightweight anodised aluminium with adjustable height handles, these arthritic crutches feature an arm trough for user comfort. The rotating handles reduce strain on wrists and the non-marking, slip resistant rubber tips add user safety. Adjustable from 94cm to 119cm (37 to 47"). Supplied as a pair.

091437888

Maximum user weight



3 Bariatric Crutch

This heavy-duty crutch is designed to for larger individuals weighing up to 325kg (51st). It is made from 28mm lightweight tubing and has a 25mm rubber ferrule to provide a large ground contact area. Height adjustable from 690 to 1100mm (27¹/₄ to 43¹/₄"). Distance between handle and cuff 240mm (9¹/₂"). Inside curve of cuff is 150mm (6"). Supplied as a single crutch. Weight 1.5kg. Available with a standard handle or ergonomic right or left handed grip.

- 091208909** Standard
- 091525989** Ergonomic Grip Left
- 091525997** Ergonomic Grip Right

Maximum user weight



B

4 Padded Handle Cover

These useful Neoprene guards help cushion the hands and protect against calluses. Simply place over the crutch handle and zip up. Sold as single units.

091116334



B **BARIATRIC**
These products are designed for bariatric users

Moving & Handling

Transfer Boards	752 - 755
Handling Belts	756
Glide Sheets	757 - 758
Patient Turners	759 - 761
Turntables	762 - 763
SuperPole™	764
Bed Assists	765 - 766
Seat Risers	767
Patient Transfer	768



BeasyTrans™ Easy Transfer Systems

This product range utilises the innovative idea of a rotating seat that tracks along a rigid plastic board. This reduces the risk of shear stress and friction associated with patient transfer because the seat moves with the user. The user glides laterally on a round seat that rotates through 360°, meaning that it is easy to use and highly practical for the user. The BeasyTrans Transfer Systems are made from exceptionally strong plastic, which means that they can support a user up to 180kg (28¼st). They are also light enough to be easily transportable. The Beasy transfer system is available in three styles.

Maximum user weight



1 BeasyTrans™

This transfer system is ideal for car to wheelchair transfers. Length 1020mm (40"). Seat diameter 300mm (12"). Weight 2.9kg. **081288323**

2 BeasyGlyder™

Especially designed for transfer past wheelchair arms and similar obstacles. Length 810mm (32"). Seat diameter 250mm (10"). Weight 2.2kg. **081288331**

3 BeasyII™

Ideal for short transfer distances, such as between bed and wheelchair. Length 700mm (27½"). Seat diameter 300mm (12"). Weight 2kg. **081288349**

1 Days Curved Transfer Board

The Days Curved Transfer Board is designed to enable people with limited strength and mobility to assist with functional transfers. The board is ideal for car, bed, chair and toilet transfers, facilitating independence with safety. The arc shape not only enables a variety of positioning options, but also allows for the natural sweeping pattern of an assisted transfer. For increased stability and security the Days Curved Transfer Board has two non-slip pads on the base of the board. Wipes clean easily for infection control purposes. Length 710mm (27½"). Width 370mm (14½"). Weight 1.95kg.

081306554

Maximum user weight



2 Q2 Banana Board

The Q2 Banana Board is a truly universal transfer board. Its unique curved shape and maximum working load of 285kg enable it to be used in virtually all applications. Ideal for use in both assisted and non-assisted transfers, it can also be used for face-to-face transfers within restricted areas. The inset anti-slip pads on the underside prevent pad detachment and afford maximum grip on the two transfer surfaces. It is lightweight and is easily wiped clean, using either household disinfectants or alcohol-based solutions. Length 750mm (29½"). Width 338mm (15¼"). Weight 1.6kg.

091120534

Maximum user weight




B

3 Duo Transfer Slide Deluxe

The unique design of the Duo Transfer Slide Deluxe allows for an angled transfer as well as a straight transfer from one seated position to another. The handgrips at either end give the user a means of pulling themselves across the smooth surface whilst ensuring the slide is securely located during the transfer. Length 750mm (29½"). Width at centre 220mm (8½").

091120468

Maximum user weight



B BARIATRIC
These products are designed for bariatric users

1



days

1 Days Wooden Transfer Boards

These durable transfer boards are ideal for bed, wheelchair and car transfers. Varnished to facilitate a friction free transfer, reducing strain and eliminating the need to lift patients. The chamfered ends ensure secure positioning during transfers. The longer board has hand holes cut into both ends for easier grip.

	Length	Weight
091120633	600mm (24")	1.1kg
091120724	760mm (30")	1.38kg

Maximum user weight



2 Banana Board Lateral Folding Board

The Banana Board Lateral Folding Board has been specifically designed to enhance the versatility of Lateral Transfers. Its unique design enables the board to either match the contours of a profiling bed or be used completely flat as in a normal lateral transfer. The Banana Board's ability to be able to transfer directly across to a profiled bed is particularly useful where a patient is either afraid or unable to lie completely flat during a lateral transfer. Lightweight with six ergonomically positioned handles, the Banana Board is easily placed and removed in most transfer situations. The handholds, when the board is folded in half, can be used to hang the board up, thereby ensuring that the board takes up the minimum of space during storage. Recommended maximum gap width 150mm (6") Length 1500mm (59") Width 740mm (29").

091188085

1



days

1



days

2



1 Butterfly Board and Wing

A long, wide and stable transfer board with an optional GlideWing for additional slide function. The Butterfly board low friction upper surface allows the user to transfer independently or with assistance. Suitable for transferring between bed and wheelchair / shower chair, between wheelchair / chair / toilet chair or to and from the car. Combining the Butterfly board with the GlideWing provides even lower friction and is especially recommended when the transfer involves bare skin, for instance to and from a shower chair or toilet. The Butterfly board has cut outs for positioning against the wheel of a wheelchair and non-slip pads on the underside allowing for good positioning and preventing the board from sliding out of place. Washable at 75°C. Length 660mm (26"). Width 320mm (12½"). Weight 1.35kg.

091120914 Butterfly Board

091120922 GlideWing

Maximum user weight



2 Transfer Board Glide Sheet

Made from low friction material, this glide sheet is especially designed for use with transfer boards. It features a non-slip flap to prevent the glide sheet moving away from the transfer board whilst the transfer is in progress. Size 300mm x 700mm (12 x 27 ½").

091121763

3 Dolphin Board

The Dolphin Board is designed for assisted and independent transfer from a wheelchair to the toilet. It has the additional benefit of remaining in position during toilet use. The wheelchair cut-outs allow transfer from either side of the toilet. Strong and lightweight, the board is rigid with no flex during transfer. Length 690mm (27"). Width at widest point 380mm (15"). Weight 1.65kg.

091120971

Maximum user weight



4 Commode Transfer Board

Uniquely shaped with strategically placed cut-out, this board does not need to be removed during an individual's toileting routine after the client transfers to the commode or toilet. The white plastic, high density board has two different sides; one is striate-sanded for wet, bare skin transfers, the other is buff-sanded for clothed transfers. The birch transfer board is available in two weight limits. Length 480 (19"). Width 430mm (17"). Thickness 13mm (½"). Weight 1.8kg.

081229954

Maximum user weight



1

MAXI



MAXI PLUS



2

MAXI



3



1 Handling Belt

These generous padded belts are comfortable for the patient and allow the user to obtain a good secure grip. Benefitting from a series of vertical and lateral handholds which give many options when transferring or walking with the patient. Available in two sizes to suit a range of patients from children through to larger adults. Machine washable up to 71°C.

Waist Size

- 091121458** Maxi 61-114cm (24-45")
- 091121466** Maxi Plus 91-152cm (36-60")

2 Deluxe Handling Belts

Similar to the Handling Belts above but with a non-slip inner lining to help prevent the belt sliding upwards or sideways during transfer. Machine washable up to 71°C.

Waist Size

- 091121474** Maxi 61-114cm (24-45")

3 Universal Handling Belt

The Universal Handling Belt is designed to accommodate waist sizes from 51cm (20") to 145cm (57") and features front and side loops that are maintained at any extended length. It is manufactured from material that helps to reduce cross infection and is impregnated with an anti-bacterial agent. It can be washed up to 75°C.

091122084



Days Easi-Mover Glide Sheets

Designed from lightweight fabric, the Easi-Mover Glide Sheets have ultra low friction surfaces allowing easy movement of the patient. The Easi-Mover range includes tubes and flat sheets. We recommend that Easi-Movers be used in accordance with existing moving and handling policies or with the advice of your moving and handling advisor.

1 Days Easi-Mover III Glide Sheets

Here the fabric is doubled and sewn together in a tube, ensuring a smooth glide between two surfaces, thus reducing skin friction for the patient and strain on the carer. The sheets are yellow with colour-coded reinforcement webbing to differentiate size. Washable to 65°C.

Size	Webbing Colour
091120252 580×570mm (23×22½")	Grey
091120260 900×900mm (35½×35½")	Red
091120278 1200×710mm (47×28")	Royal Blue
091120286 1200×930mm (47×36½")	Green
091120294 1450×710mm (57×28")	Black
091120302 1900×740mm (74×29")	White

2 Days Easi-Mover Flat Sheets

Made from the same yellow fabric as the Easi-Mover III (above) but flat rather than looped and with handles to aid grip. Again, the colour-coded reinforcement edging is used to differentiate size. Washable to 65°C.

Size	Webbing Colour
091120310 900×1400mm (35½×55")	White
091120328 750×2000mm (29½×78¾")	Green
091120344 1000×2000mm (39½×78¾")	Royal Blue
091120351 1500×2000mm (59×78¾")	Red



£ PRICES
For up-to-date prices please see our Website, alternatively contact your Sales Representative or Customer Services.



1 Etac® SatinSheet System

Etac® SatinSheet System is developed to cover many different levels of need. The system can be used for everyone from a user with slightly reduced/impaired mobility that may be able to turn independently in bed, to a user with high need of caregiver assistance.

SatinSheet 2Direction

SatinSheet 2D has a low-friction satin area in the centre of the sheet that allows movement from side-to-side thus facilitating turning in bed. The edges of the sheet are of cotton/polyester and will brake movement, allowing the user to sit on the edge of the bed without slipping.

SatinSheet, 2D Maxi (sliding surface 70×200cm)

SatinSheet 4Direction – combination for complete assisted movement SatinSheet 4D is a draw sheet with satin on the underside and specifically adapted to be used in combination with a SatinSheet 2D underneath. The combination of a SatinSheet 2D base sheet with a SatinSheet 4D creates a system that allows movement in all directions. This solution is suitable for a user with limited mobility.

SatinSheet 4D Midi (satin 148×140cm)

091530765 SatinSheet System - 2D Maxi + 4D Midi

Maximum user weight



2 Glide and Lock Sheets

Glide and lock sheets provide a low friction movement in one direction - into the chair or wheelchair or up the bed - but resist the natural tendency of the patient to slide down again. In normal use, the product allows repeated positioning whilst considerably reducing the frequency of the moves. This not only improves patient care but also decreases the handling risks faced by staff dealing with these types of manoeuvre on a regular basis. Glide and lock sheets are an invaluable resource in any department or homecare environment.

Features:

- Internal locking strips to improve client safety
- Anti-slip material on the base to prevent unwanted movement of the sheet
- Variety of sizes and finishes to match the product with the client's needs
- Washable at 72°C

	Type	Size
091120559	Wheelchair	430×450mm (17×18")
091120567	Chair	480×530mm (19×21")
091120583	Bed	650×800mm (26×32")



WHEELCHAIR



CHAIR



BED

1 Rota Stand Compact

The folding and lightweight nature of the Rotastand Compact is ideal for community assessments by therapists who often have to lift equipment in and out of their vehicles. Equally, a more independent lifestyle is encouraged for clients who wish to travel to friends and relatives. The Rotastand Compact fits easily into the boot of a car. Features include a height adjustable frame and shin pad to suit all clients; central wheels to allow easy positioning and a stabilizing bar to allow a one person transfer. Weight 10kg.

091544527

Maximum user weight



2 Rota Stand

Developed to allow an assisted transfer from one seated position to another. The frame, shin pad, and turntable combine to give optimum safety to both the carer and the user during the transfer. The frame and shin pad are height adjustable to suit all and a foot pedal break to secure the turntable. The central wheels allow the Rota Stand to be rolled up to the user even after their feet have been positioned on it. Handle height 790 to 1300mm (31 to 50"). Weight 15kg.

091120765

Maximum user weight



3 Rota Stand Solo

The Rota Stand Solo features a special mechanism in the base that allows the sit to stand and pivot transfer to be carried out by a single carer. This reduces the time it takes to carry out the task as well as halving the cost of having two carers present during the transfer. Handle height 790 to 1300mm (31 to 50"). Weight 17kg.

091120781

Maximum user weight



 **SPARES**
Spares are available for this product, for details and full spares listing please contact Customer Services.

1



1



1 Days Orbi-Turn

The Orbi-Turn has been designed for carers to facilitate standing and seat-to-seat transfers, whilst minimising the risk of injury to themselves and the patient. It allows a client with moderate upper and lower limb strength to participate in functional transfers whilst ensuring good working postures for carers and therapists.

- Height adjustable and angled knee pad facilitates normal biomechanical hip and knee movement
- Height adjustable hand bar to suit a range of clients
- Thigh pad gives the client a secure and supportive contact point for increased stability and comfort during transfers
- Turntable effortlessly rotates through 360° for repositioning in even the most confined spaces
- Non-slip footprints provide secure foot placement and show clients where to position feet
- Two rear castors provide easy transport from client to client
- Front mounted sprung castor assists the carer in positioning the Orbi-Turn once the client's feet are in position
- Folds flat for transport and storage
- Height adjustable from 815 to 1315mm to suit a variety of clients
- Steel frame for durability and strength, weighs 15kg

	Lowest Position	Highest Position
Bottom Handle	815mm	1175mm
Top Handle	920mm	1315mm
Knee Pad (Mid Point)	235mm	510mm

091166883

Maximum user weight



SPARES
Spares are available for this product, for details and full spares listing please contact Customer Services.



1 Secure Turn

This new easy-to-use patient turner is ideal for seat to seat transfers when a client's mobility is restricted. It features a curved support frame, which helps to reduce the risk of falling and ensures a safe, comfortable transfer. A hand operated locking device enables the carer to rotate the Secure Turn to any of five positions whilst controlling the turning speed. The non-slip turn disk glides easily in both directions and counter balance points provide stability throughout the transfer. The Secure Turn is fitted with housekeeping wheels so it is easily moved, making it ideal where transfers are required in a number of areas. Width between arms 430mm (17"). Height from handles to platform 760mm (30"). Height of top bar to platform 990mm (39"). Width 660mm (26"). Depth 685mm (27"). Disk diameter 450mm (18"). Weight 17kg.

091169127

Maximum user weight



2 Etac® Molift Raiser Pro

The ergonomic platform for a safe and active sit-to-stand transfer.

Natural movement patterns

- Molift Raiser Pro gives the user the opportunity to use their own muscle power during a transfer. The natural movement pattern is stimulated and the ergonomic design makes the user feel safe during the entire transfer. Molift Raiser Pro is intuitive, which makes it easy to understand and use.

Transfers in confined spaces

- Molift Raiser Pro is stable and can turn within its own radius which makes it very easy to manoeuvre. It is ideal in confined spaces, for instance in toilets. Molift Raiser Pro ensures safe, active standing support during short transfers, such as between beds and wheelchairs/shower chairs. It assists carers when carrying out transfers with minimum risk of injury.

Works in all healthcare environments

- Molift Raiser Pro helps users to train and rehabilitate in all healthcare environments, during every transfer so mobilisation can begin early, right in the intensive care unit. The user can initially improve their balance when sitting and standing up. Molift Raiser Pro always provides safe support.
- Lighter weight - now only 10 kg
- Aluminium base for easier recycling
- New integrated locking brakes with auditive feedback
- Additional fixing point for Raiserbelt & Strap for users of different heights
- New knee support one-handed adjustment with auditive feedback when in position
- Angled knee pad, follows movement of leg when raising from sit to stand
- Hygienic, easy to clean leg support padding (closed cell foam)
- Reduced total width, now 540 mm for narrow doorways
- Lower step on height of only 35 mm
- Height: 1200 mm (47 1/4")
- Depth: 630 mm (25")
- Width: 540 mm (21 1/4")
- Step-on height: 35 mm (1.38")
- Total Weight: 10.7 kg
- Weight: Baseplate 5.4 kg
- Material: Powder coated aluminium, plastic, steel, chrome 3.

091169135

Maximum user weight





1 Medidisc

A small, lightweight stand-on turntable that has a flexible rim allowing the carer to control turning action, giving an effortless transfer. A carrying handle makes this an easily transportable transfer aid. Non-slip studs on underside. Diameter 380mm (15"). Weight 1kg.

091121714

Maximum user weight



2 Transfer Turntable

This strong yet lightweight plastic turntable provides easy rotation through 360° for functional standing and seated transfers. Ideal for bed to chair or car transfers. Diameter 405mm (15½"). Weight 1kg.

091120831

Maximum user weight



3 Rota Cushion

The Rota Cushion is a specific aid to swivelling patients in a seated position. It consists of two low friction flexible discs that rotate against each other on a central disc. It features an anti-slip base and foam cushioned upper in soft, breathable, waterproof fabric to improve comfort and reduce sweating. Diameter 380mm (15").

091120666



1 Swivel Seat

This high quality cushioned seat glides you in and out of cars smoothly without struggling. Contours to the seat and will swivel in both directions. May help those who suffer from arthritis, leg or back pain. A strap secures the position of the swivel seat. Diameter 400mm (15½"). Height 70mm (2¾"). Weight 1.6kg. **091121698**

Maximum user weight



2 Revolving Seat

This swivel seat provides invaluable help for getting in and out of the car. The fleece covered foam padded seat is mounted on a wooden ball-bearing turntable that allows the body to rotate through 90°. The cushion has a detachable strap that attaches safely onto the seatbelt. The flame-retardant fleece cover is fully washable. Diameter 380mm (15"). Weight 1.1kg. **091120732**

Maximum user weight



3 Turning Cushion

This foam padded grey cushion is ideal for assisting with seated transfers. It rotates through 360° for smooth and easy moving in any direction. Recommended for chair and car transfers. Comes complete with a removable cover that is machine washable. Weighs 1.1kg and measures 390mm (15¼") in diameter. **091120815**

Maximum user weight



4 Economy Rotary Cushion

A soft padded, flexible turning disc that is ideal for use on car seats, chairs and beds. It allows a smooth swivel transfer without painful jarring or twisting. The underside is covered in an anti-slip material for added safety and the top is cushioned for comfort. Diameter 430mm (17"). **091169267**





1 SuperPole™ with SuperBar™

The SuperPole with SuperBar provides horizontal as well as vertical support, for extra stability. It moves smoothly when lifted and locks securely when let down. The SuperBar locks every 45° and is height adjustable. Supplied as a complete unit with SuperPole: Length 2.44m (96"). Diameter 63mm (2½"). Weight 11kg. Accessory: Length 533mm (21"). Weight 3.2kg.

091121037 Complete Kit

Maximum user weight

136 kg **21 ¼ st**

2 SuperPole™ Basic

The SuperPole Basic is central to a support system providing assistance for standing, transferring or moving in bed. The pole is easily installed using a simple jackscrew expansion and fits ceiling heights from 2.36m (93") to 2.54m (100"). A quality handgrip provides a secure and comfortable grip and rubber pads prevent marking of the ceiling or floor. The SuperPole basic serves as a mounting support for the SuperBar (above) and Safety Island (opposite). Diameter 63mm (2½"). Weight 8.2kg.

081074566

Maximum user weight

136 kg **21 ¼ st**

3 Advantage Rail

This rail has the added feature of a horizontal bar for further support. The locking mechanism on the horizontal bar provides excellent stability while pulling laterally. It can be unlocked by lifting it gently and locked again by lowering it into one of eight positions. Available as a permanently fixed pole or as a portable model that can be stored away or used in another location using the additional floor plate. Height 762 to 965mm (30 to 38"), Handle length 550mm (21"). Weight 10.4kg.

081107440

Maximum user weight

136 kg **21 ¼ st**

1 Homecraft Rope Ladder Bed Hoist

A simple idea to assist with sitting up in bed. The bottom ends of the cords tie around the bed legs, and the plastic ladder rungs enable the user to pull themselves up with a hand over hand movement. Suitable for single or double beds. Rung length 200mm (8"). Diameter 25mm (1"). Cord length 3 metres (118"). Weight 285g.

091089895

Maximum user weight



2 Days Patient Helper

This free standing Patient Helper is placed under the bed base to give a stable overhead support pole for those who find it difficult to rise out of bed. Designed for raising a person to a sitting position, not lifting the entire weight of the person off the bed. The moulded plastic handgrip can be adjusted in height 950 to 1310mm (37 1/2 to 51 1/2"). Disassembles into three pieces for ease of storage and transportation. Minimum required clearance 45mm (1 3/4"). Overall height 1910mm (75"). Overall width 800mm (31 1/2"). Overall depth 610mm (24").

091427400

Maximum load weight



3 Bed Blocks

A pair of lightweight patient hand blocks made from plastic with comfortable angled hand-grips. The high-density foam bases prevent them from slipping on smooth bed covers or causing injury to frail skin on the sides of legs whilst moving. Can be cleaned with a soft brush and detergent in hot water to 75°. Length 215mm (8 1/2"). Width 110mm (4 1/4"). Height 80mm (3"). Weight 610g (Pair).

091121508

4 Swinging Support

Wall mounted support rail assists in horizontal transfers. The support can be set at any of six angles, using a pull chain lock. Strap length adjusts and can also be used in any of four positions along the arm of the support. Length 838mm (33"). Weight 4.7kg.

091024348

Maximum load weight



1



2



3



4



homecraft

1 Homecraft Mattress Elevator

The Homecraft Mattress Elevator allows those confined to bed for long periods to sit or lie comfortably. It is easily width adjustable for single through to queen size beds. Securely fixed into place using colour coded straps. When in use, it allows the user to rise and recline smoothly, quietly and safely at the touch of a button, thus reducing the need for manual handling. The Homecraft Mattress Elevator allows a user weight of up to 254kg (40st) to be raised and maintained at any angle between 9° and 72°. Available with side guards that, when fitted, will help prevent pets or children from becoming trapped. Overall length 725mm (28½"). Overall width 740 to 1410mm (29 to 55½"). Range of movement 9° to 72°. Weight of elevator unit 11.2kg.

091181668 With Side Guards, UK
091181676 Without Side Guards, UK

Maximum user weight **254 kg** **40 st**



2 Homecraft Bed Grab Rail

An ultra sturdy bed grab rail, offering stability and confidence. The height adjustable frame can be positioned to suit virtually any divan style bed. Two legs rest on the floor and the frame is secured into place via three straps, ensuring minimal movement when in use. The Homecraft Bed Grab Rail is simple to assemble and fit. Height of handle 850 to 950mm (33½ to 37½") from the floor. Width of handle at the top 265mm (10½"). Size of under mattress frame 620x325mm (24½x12¾"). Weight 3.4kg.

091089481

Maximum user weight **127 kg** **20 st**



3 Smart-Rail

Unlike fixed bed rails, the Smart-Rail can be unlocked and pivoted outwards to provide better standing support, meaning less reaching or twisting. The solid and secure steel frame is supplied with straps that are attached to the opposite side of the bed frame to minimise movement during use. Folds flat for transportation and can be easily installed on other beds when travelling. Standard rail height 762mm (30").

081074624 Smart Rail Weight 7.7kg

Maximum user weight **127 kg** **20 st**

4 Parnell Premier Bed Rail

The Parnell bed rail is the ideal solution to help get in or out of bed. Its attractive, ergonomic design complements virtually any bedroom. Functional, strong, hygienic and safe, it provides the user with confidence and independence. Stored flat when not in use, it can be easily assembled and quickly fitted to the bed without the use of tools. Designed for use with electrically adjustable beds, the bed rail can also be used on domestic beds including divans, pine and steel or wooden frame beds.

The bed rail is also compliant with the BS EN 1970:2000 standard. Fits to single or double beds on either side, with a clamp that firmly sits between the floor and the bed base. Comes complete with a full length and width steel floor frame for added stability. The front base is flat so there is no tripping hazard or obstacle to wheelchairs or walking frames. As standard, the rail height is 810mm (31") high. With the optional height extenders, the rail height reaches 925mm (35"). Floor frame length 810mm (31"), width 410mm (16"). Rail height 810mm (31"), width 280mm (11"). Weight 9.5kg.

091172550

Maximum user weight **115 kg** **18 st**

SPARES
 Spares are available for this product, for details and full spares listing please contact Customer Services.

PRICES
 For up-to-date prices please see our Website, alternatively contact your Sales Representative or Customer Services.

1 Uplift Premium Power Seat

The Uplift Premium Power Seat is the portable electric lifting seat that provides 100% lift for those up to 136 kg. For use on most armchairs or sofas, it features uses patented LevelLift™ Technology to gently raise and lower the user.

- Multi-density cushion with memory foam core helps prevent pressure sores
- Zippered, black waterproof cover with comfort mesh for improved airflow, machine washable
- Flexible handle control with large, easy-to-use toggle switch
- Two ergonomic carry handles

Seat depth 497mm (19 1/4"), Seat width 450mm (17"), Height of seat 75mm (3"), Maximum height of seat 355mm (14"), Weight 6kg Cable length 1.2m

091088772 UK plug

Maximum user weight



2 Uplift Seat Assist

Portable, lightweight, lifting cushion that transforms any chair into an automatic lifting chair. Self-powered and easy to adjust, it provides a stable, gentle lift that supports up to 70% of a user's weight. It has a built in carry handle. The memory foam cushion conforms to the shape of the user's body providing a superior level of comfort. Supplied with a black, waterproof cover that can be wiped clean with a cloth or removed and machine washed. Available in two user weight ranges. Seat width 430mm (17"). Seat depth 480mm (19"). Base width 380mm (15"). Base depth 410mm (16"). Seat height closed 50mm (2"). Seat height open 260mm (10"). Weight 3.6kg.

User Weight Range

091088699 35-105kg (5 1/2-16 1/2st)

091088707 90-160kg (14-25st)

3 UpEasy Lifting Cushion

Similar to the Uplift Seat Assist but with a polyurethane foam cushion and a navy, washable cover. Dimensions are the same as the Uplift Seat Assist.

User Weight Range

091088673 43-100kg (6 3/4-15 3/4st)

091088681 90-154kg (14-24 1/4st)

4 Portable Raised Seat

This seat is helpful when transferring to and from a sitting position. The lightweight polyurethane/polystyrene foam cushion has a carry strap, making it easy to lift and carry. Comes with removable and washable cotton cover. Measures 375x375mm (14 3/4x14 3/4"). Latex free.

Seat Height

081174903 100mm (4")

Maximum user weight





days



days



days



days



1 Days Leg Lifter

This webbing strap with stiffened stem enables the user to move a stiff or immobile leg when using a bed, wheelchair, footstool etc. The upper loop fits around the hand and wrist, and the lower stiffened loop slides over the foot to give control in lifting the leg. Length 864mm (34"). Weight 78g.

091118793



2 Days Leg Lifter with Stirrup Loop

Similar in style and function to the leg lifter above, but with a stiffened triangular stirrup, making it easier to fit over shoes and giving more support to the foot. Length 915mm (36"). Weight 120g.

091118801

3 Days Dual Handle Leg Lifter

Similar in construction to the Leg Lifter (091118793) above, but with two handles for users that cannot lift their leg with one hand. Length 865mm (34"). Weight 110g.

091118819

4 Dycem™ Non-Slip Floor Mat

Dycem's nonslip floor mats are perfect for providing a sure footing, boosting mobility and helping with any balance issues. These mats are manufactured using Dycem's patented non-slip material, meaning that you won't get the unbeatable grip and stability anywhere else. Dycem's floor mats can help in lowering the risk of falls, and have been used by therapists to improve standing, sitting and positioning. Gain a sure footing with Dycem's non-slip floor mats. Length 600mm (23½"). Width 450mm (18"). Weight 943g.

091102912 Blue

091102920 Grey

5 Ambulance Chair

This ambulance chair features front and back carrying handles and can be folded flat when not in use. Manufactured from plastic coated steel it has hygienic wipe clean polyester upholstery, a nylon webbing safety strap and non-marking wheels. Handle Height 74cm (29"), Seat Size 35x29cm (14" x 11½").

Weight 9kg.

091439983

Maximum user weight



6 HandyBar®

Simple, lightweight stainless steel bar with soft, non-slip hand grip, to provide strong, secure assistance in getting in and out of a car. Acts as a grab bar without the need for costly or unsightly adaptations. Only 300g and 230mm (9¼") long, it is easy to store in the car or carry along. Fits the majority of vehicles with a u-shaped striker.

091032705

RETAIL PACKAGED
These products are supplied in retail packaging.

OUR TRUSTED BRANDS

BIOFREEZE
COOL THE PAIN

sorbothane

THERABAND

THERA°PEARL
A NEW DEGREE OF RELIEF

VULKAN

neen
inner strength. outer confidence

days

homecraft

Rolyan

JAMAR



PH
**PERFORMANCE
HEALTH**

Performance Health International Ltd.

Nunn Brook Road, Huthwaite, Sutton-in-Ashfield,
Nottinghamshire, NG17 2HU, UK.

UK 03448 730 035 **E** ukmedicalsales@performancehealth.com

INT'L +44 1623 448 706 **E** international@performancehealth.com

www.performancehealth.co.uk

091071547 | s1 Aug 2019