


ROOF TOP BOXES



Ideal for storing a folding manual wheelchair whilst travelling. They are operated from the driver's seat and are easy and safe to use.

STEPS



To assist you when entering your vehicle, we offer either retractable electric or manual steps in a number of different styles and sizes. We have options suitable for most vehicles.

WINCHES



Winches are designed to pull a wheelchair up a ramp. Suitable for all manual wheelchairs. Can be fitted to most vehicles and a choice of wheelchair attachments are available.

LIFTS



These are designed for wheelchair users who travel in their chair. There are a number of manufacturers that offer products to suit most needs which are available in different sizes, weights and designs.

WHEELCHAIR AND OCCUPANT RESTRAINTS



For your safety we offer a full range of both wheelchair and occupant restraints compatible with all systems.



Free Demonstrations Available

OTHER SERVICES INCLUDE:



- PROTECTIVE SCREENS •
- TOWBARS •
- DUAL CONTROLS •
- CRUISE CONTROLS •
- CAMERA SYSTEMS •
- BIKE CARRIERS •



BAS (NW) Ltd
School Lane Garage, School Lane,
Hollins Green, Warrington, WA3 6LJ.

Tel: 0161 776 1594
01925 640 730
e-mail office@basnw.co.uk
web www.basnw.co.uk

PLEASE VISIT OUR WEBSITE FOR MORE PRODUCTS



www.basnw.co.uk

0161 776 1594
01925 640 730



www.basnw.co.uk

0161 776 1594
01925 640 730



VEHICLE ADAPTATION SPECIALISTS

OFFICIAL UK AGENTS FOR:



WORKING IN PARTNERSHIP WITH:



www.basnw.co.uk

0161 776 1594
01925 640 730

ELECTRIC HATCH OPENER



The Electric Hatch Opener opens and closes your boot by simply pressing a button. It does not reduce boot storage space and comes with a dash mounted switch and a rear mounted boot switch. An optional remote control can be supplied.

OVER/UNDER RING ACCELERATORS



These controls transfer the accelerator from the pedals to the steering wheel. Ideal if you have limited or no use of your lower limbs.

THUMB TOUCH ACCELERATORS



If you have limited use in your lower limbs, the Thumb Touch Accelerator will offer you full acceleration control, using either your left or right thumb.

TWIST GRIP/TRIGGER ACCELERATORS




This type of accelerator is easy to use and can be combined with a push brake. You simply twist the handle/push the trigger and away you go. An optional 7 function mini keypad is available.

LEFT FOOT ACCELERATORS




There are a number of adaptations available including the Twin Flip, Floor Mounted Transfer, as well as an electronic option. If you are without the use of your right foot, these will enable you to control your speed with your left foot.

COLUMN MOUNTED PUSH/PULL BRAKE/ACCELERATORS



If you are unable to use the foot pedals in your vehicle this adaptation is ideal. It can be fitted to either the left or right of your steering wheel and is also available with an additional indicator switch. Electronic versions available.

FLOOR MOUNTED PUSH/PULL BRAKE/ACCELERATORS



If you are unable to use the foot pedals in your vehicle, then a floor mounted Push/Pull Brake/Accelerator is the ideal adaptation for you. The floor mounted option allows for full height adjustment of the steering wheel and no interference with the driver's airbag. Electronic accelerator option is also available.

LEFT HANDED BRAKES AND ACCELERATORS



If you are unable to use the foot pedals in your vehicle this adaptation is ideal. It is fitted on the left hand side of the steering wheel. Manual and electronic options available.

PEDAL EXTENSIONS



These simply fasten onto your existing vehicle pedals to bring them closer to the driver. They are available as either fixed or quick release, along with different length extensions.

SECONDARY REMOTE CONTROL DEVICES




If you have limited movement in your upper body these controls bring everything to your fingertips. They will make it easier for you to manage certain vehicle functions such as indicators, lights, wipers and the horn. A mini remote control keypad is also available, either on its own or as an addition to selected hand accelerators.

SEATS



There are many different options available to assist you when transferring from seat to vehicle. These range from rotating seats that turn 90 degrees, to fully programmable seats that turn out and lower to a convenient height.

TRANSFER PLATES



These are used to transfer you from your wheelchair into your vehicle. There are manual (foldable or removable) and electronic systems available to suit all users.

SCOOTER/WHEELCHAIR HOISTS



These hoists enable you to lift the scooter or chair into your vehicle with minimum effort and maximum safety. There are options suitable for most vehicles and scooter/wheelchair combinations.

FRONT PERSON HOISTS/LIFTS



Ideal if you have limited movement, the front person hoist will enable the safe transfer from your wheelchair into your vehicle.

REAR PERSON HOISTS/LIFTS



The Rear Person Lift is a lifting device designed to transfer a person from a wheelchair/scooter to the rear seat of a vehicle. The small dimensions of the product allow it to be easily installed into a wide range of vehicles, allowing for a sleek and neat finish.



www.basnw.co.uk

0161 776 1594
01925 640 730



www.basnw.co.uk

0161 776 1594
01925 640 730



www.basnw.co.uk

0161 776 1594
01925 640 730